



US00D841954S

(12) **United States Design Patent**
Petrenka

(10) **Patent No.:** **US D841,954 S**

(45) **Date of Patent:** **** Mar. 5, 2019**

(54) **SHOE OUTSOLE**

(71) Applicant: **NIKE, Inc.**, Beaverton, OR (US)

(72) Inventor: **Dylan Petrenka**, Beaverton, OR (US)

(73) Assignee: **NIKE, Inc.**, Beaverton, OR (US)

(**) Term: **15 Years**

(21) Appl. No.: **29/608,757**

(22) Filed: **Jun. 26, 2017**

(51) **LOC (11) Cl.** **02-04**

(52) **U.S. Cl.**

USPC **D2/953**; D2/951; D2/956; D2/960

(58) **Field of Classification Search**

USPC D2/902, 906, 908, 916, 918, 925,
D2/946-962, 977; 36/1, 1.5, 3 B, 22 R,
36/24.5, 25 R, 28, 32 R, 34 R, 59 C,
36/67 A, 101-107, 114-116, 117.3, 117.4,
36/124-136; D12/544

CPC A43B 13/00; A43B 13/02; A43B 13/023;
A43B 13/026; A43B 13/04; A43B 13/08;
A43B 13/10; A43B 13/12; A43B 13/14;
A43B 13/141; A43B 13/143; A43B
13/16; A43B 13/18; A43B 13/181; A43B
13/187; A43B 13/189; A43B 13/20; A43B
13/22; A43B 13/223; A43B 13/24; A43B
13/28; A43B 13/30; A43B 13/32; A43B
13/34; A43B 13/36

See application file for complete search history.

(56) **References Cited**

U.S. PATENT DOCUMENTS

D291,147 S * 8/1987 Kelley 36/32 R
D292,541 S * 11/1987 Kelley D2/955
D293,732 S * 1/1988 Kelley D2/954
D297,981 S * 10/1988 Gerber D2/960
D307,212 S * 4/1990 Aveni D2/953
D316,930 S 5/1991 Bernasconi

D345,046 S * 3/1994 Avar D2/953
D384,795 S * 10/1997 Hudson D2/954
D385,093 S * 10/1997 Cass D2/957
D392,445 S * 3/1998 Tresser D2/951
D394,945 S * 6/1998 Doxey D2/951
D397,851 S * 9/1998 Greenberg D2/960
D401,042 S 11/1998 Davis
D408,974 S * 5/1999 Clarke D2/951
D415,339 S * 10/1999 Rombis D2/951
D473,696 S 4/2003 Mangee

(Continued)

OTHER PUBLICATIONS

Air Jordan 11 Retro, Nike.com, [online], [site visited Oct. 31, 2018].
<URL: <https://www.nike.com/t/air-jordan-11-retro-mens-shoe-w8TDqrb>> (Year: 2018).*

(Continued)

Primary Examiner — T Chase Nelson

Assistant Examiner — Jonathan J. Han

(74) *Attorney, Agent, or Firm* — Shook, Hardy and Bacon
L.L.P.

(57)

CLAIM

The ornamental design for a shoe outsole, as shown and described.

DESCRIPTION

FIG. 1 is a bottom view of a shoe outsole showing my design;

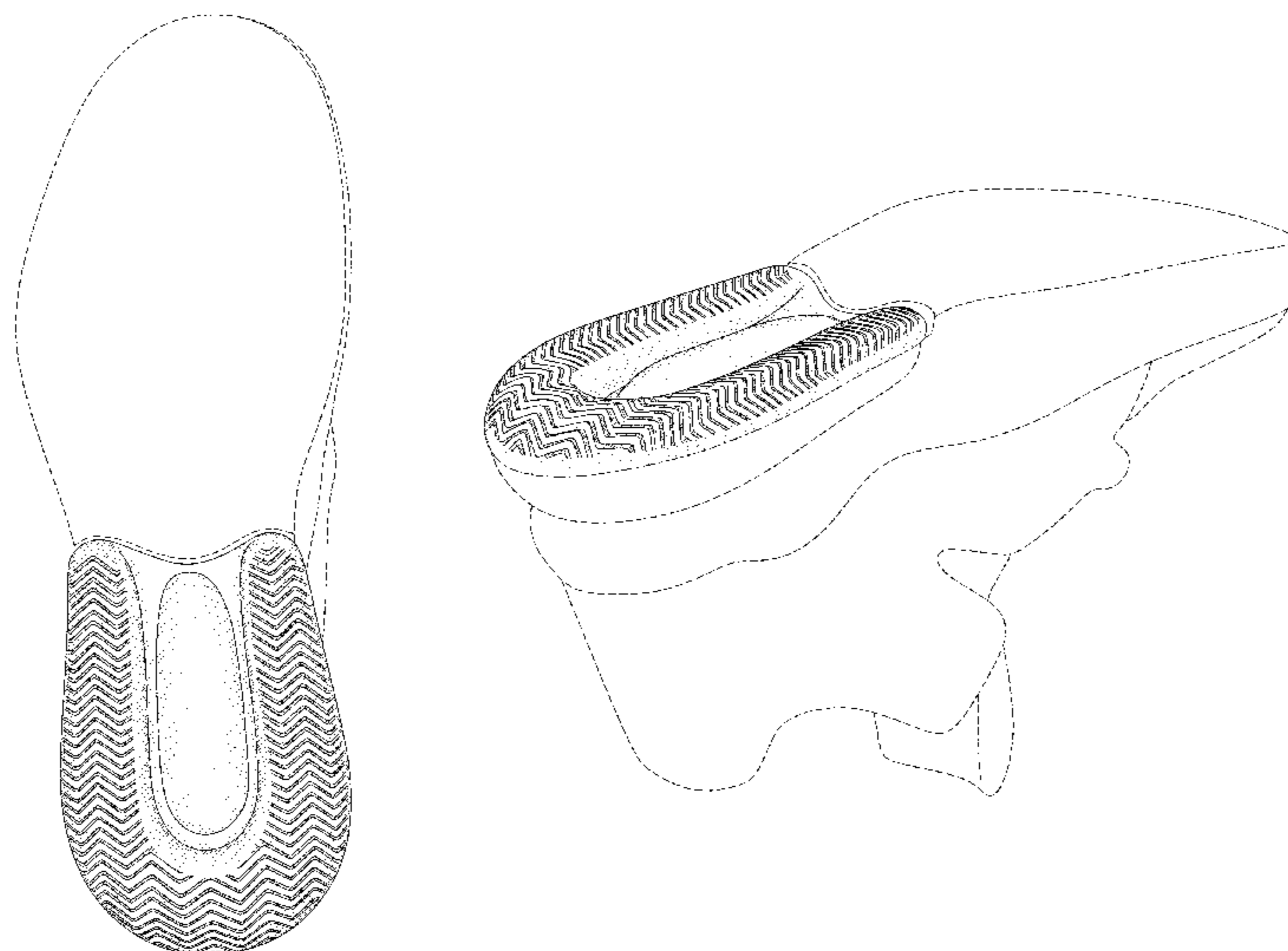
FIG. 2 is a rear side perspective view thereof;

FIG. 3 is a side perspective view thereof; and,

FIG. 4 is a front perspective view thereof.

The long-and-short broken lines form an unclaimed boundary around the claimed subject matter, and form no part of the claimed design. The even-length broken lines show the remainder of the article, are directed to environment, represent unclaimed subject matter, and form no part of the claimed design.

1 Claim, 4 Drawing Sheets



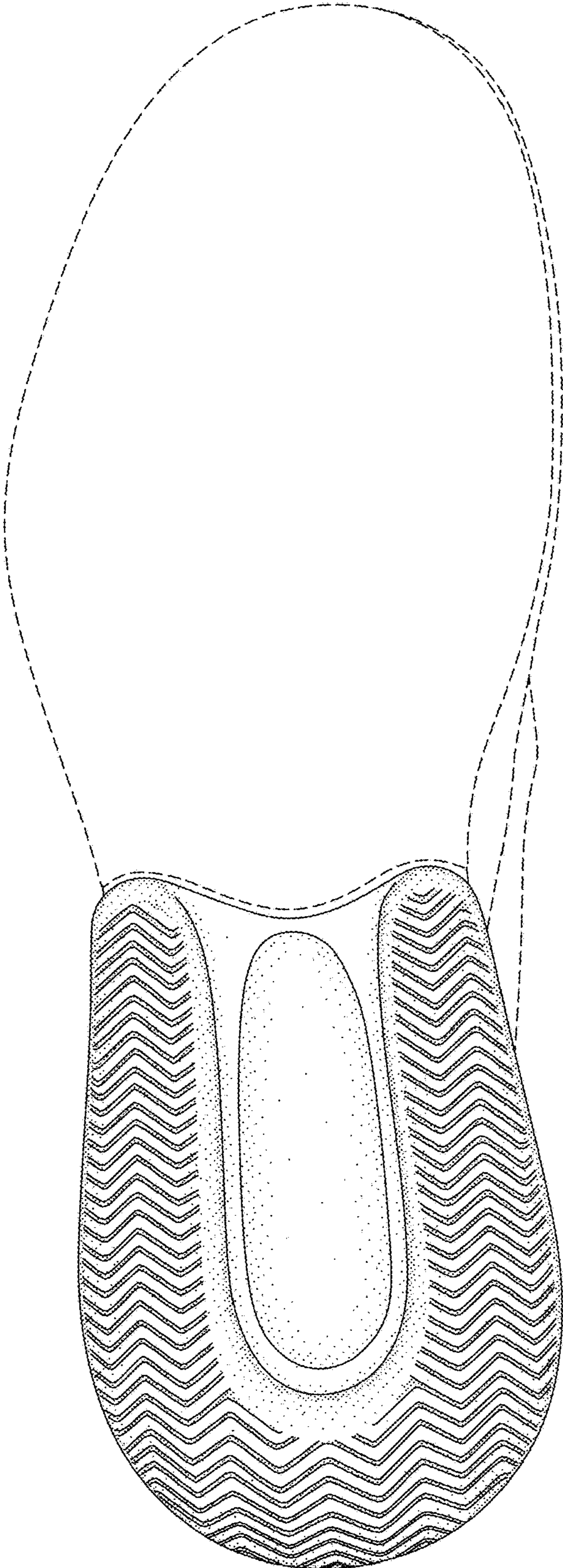


FIG. 1

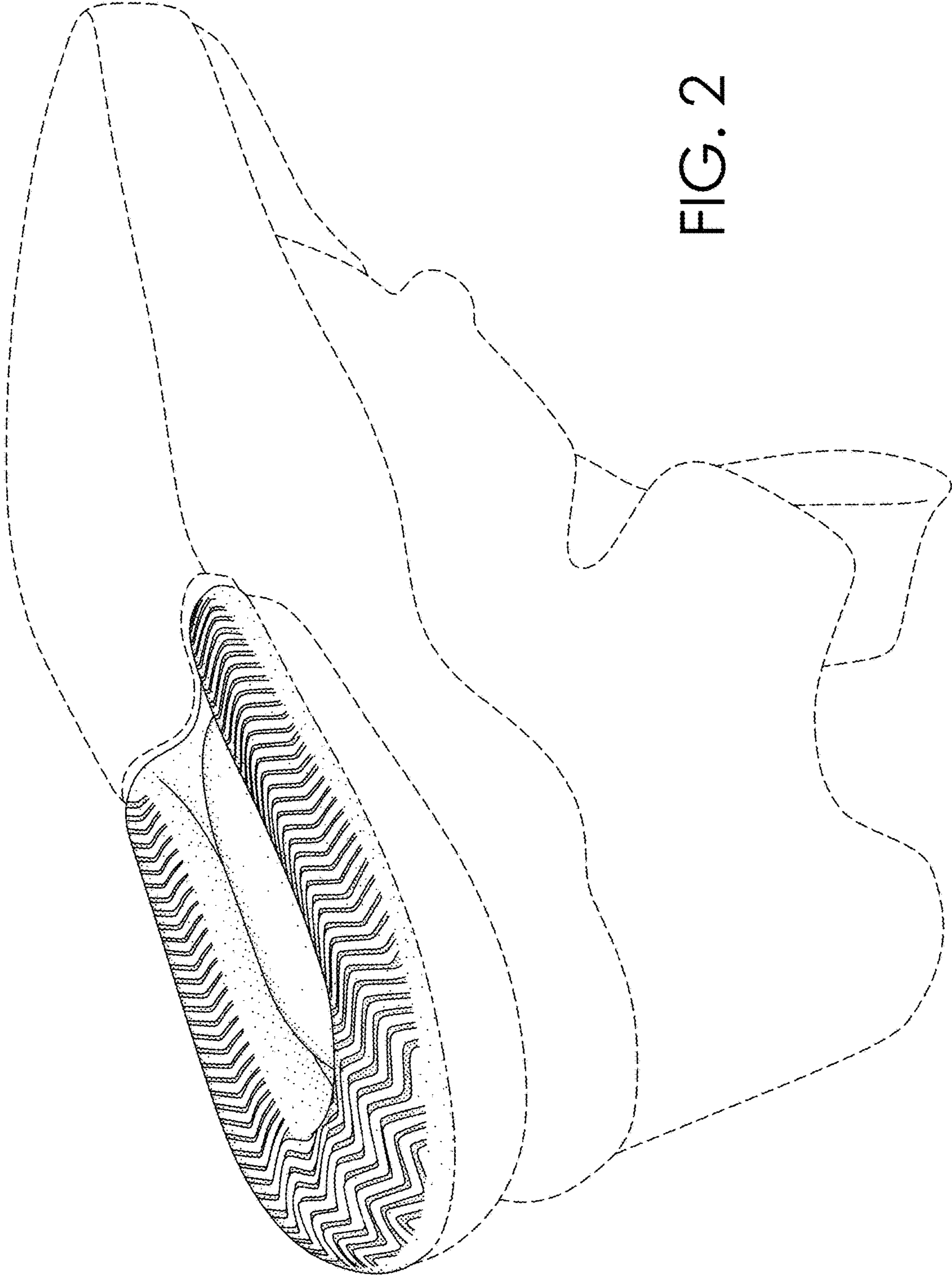


FIG. 2

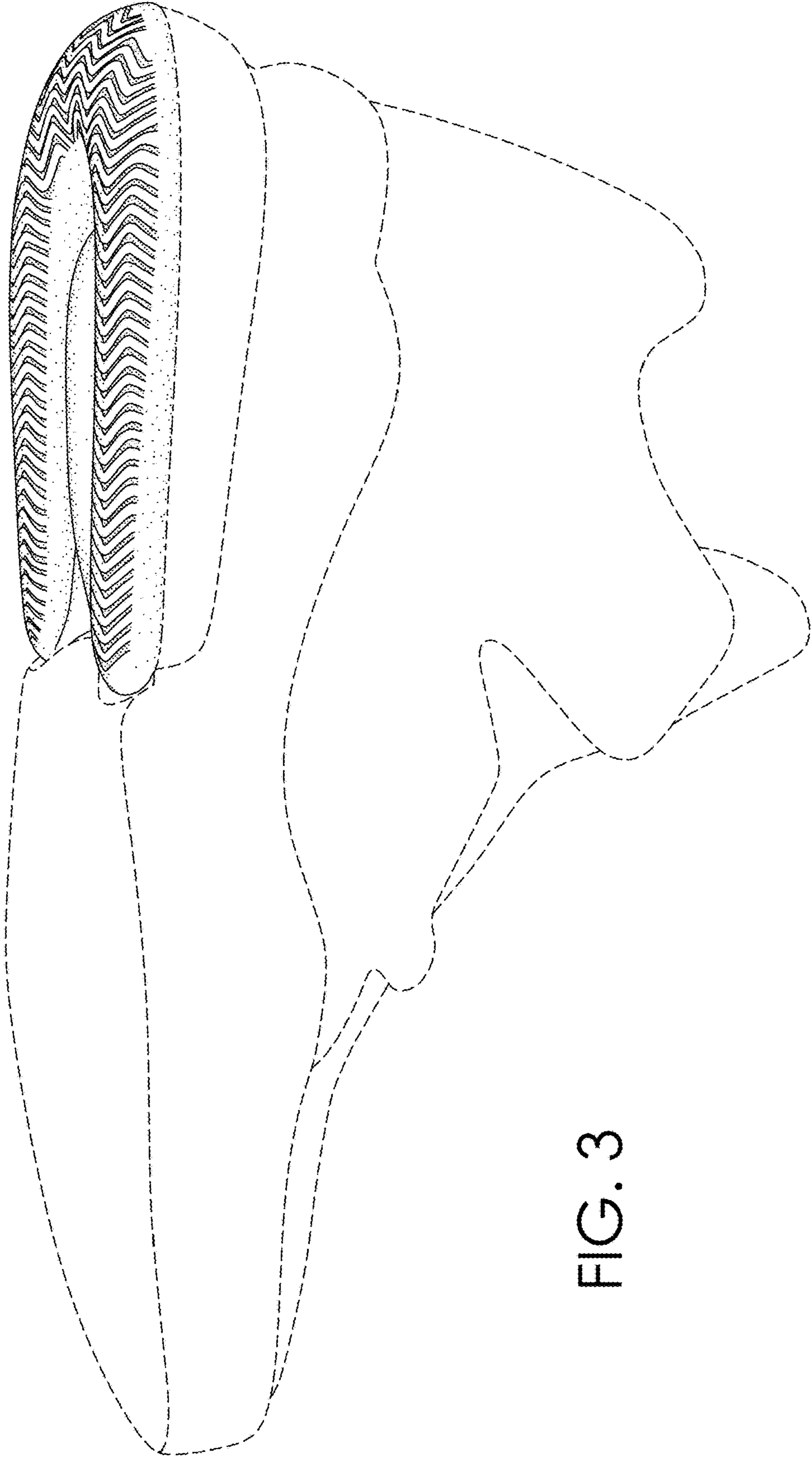


FIG. 3

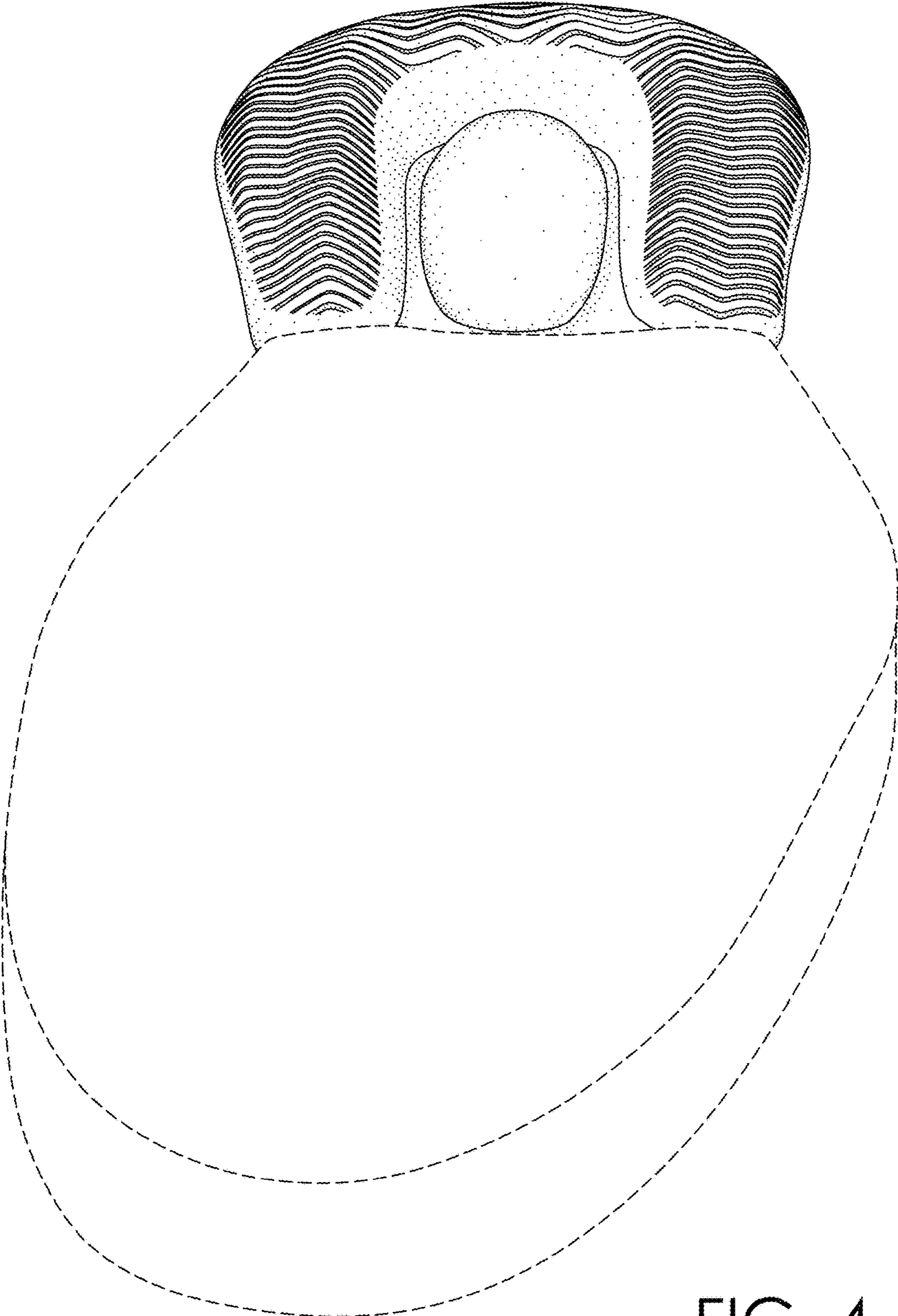


FIG. 4

UNITED STATES PATENT AND TRADEMARK OFFICE
CERTIFICATE OF CORRECTION

PATENT NO. : D841,954 S
APPLICATION NO. : 29/608757
DATED : March 5, 2019
INVENTOR(S) : Dylan Petrenka et al.

Page 1 of 1

It is certified that error appears in the above-identified patent and that said Letters Patent is hereby corrected as shown below:

On the Title Page

Under item (12), "Petrenka" should read --Petrenka et al.--

Item (72), after "Inventor":

"Dylan Petrenka Beaverton, Oregon"

Please add the inventor below to the list:

--Jessica Small Beaverton, Oregon--

Signed and Sealed this
Twenty-first Day of September, 2021



Drew Hirshfeld
*Performing the Functions and Duties of the
Under Secretary of Commerce for Intellectual Property and
Director of the United States Patent and Trademark Office*