



US00D841930S

(12) **United States Design Patent** (10) **Patent No.:** **US D841,930 S**
Usov (45) **Date of Patent:** **** *Mar. 5, 2019**

(54) **FOOD PRODUCT**

(71) Applicant: **Obshchestvo s ogranichennoy otvetstvennostyu "RUSSPORT"**, Moscow (RU)
(72) Inventor: **Sergey Yurievich Usov**, Moscow (RU)
(73) Assignee: **Obshchestvo s organichennoy otvetstvennostyu "RUSSPORT"**, Moscow (RU)
(*) Notice: This patent is subject to a terminal disclaimer.
(**) Term: **15 Years**
(21) Appl. No.: **29/600,064**
(22) Filed: **Apr. 10, 2017**

(30) **Foreign Application Priority Data**

Oct. 11, 2016 (RU) 2016504052

(51) **LOC (11) Cl.** **01-01**

(52) **U.S. Cl.**
USPC **D1/108**

(58) **Field of Classification Search**

USPC D1/100-130, 199; 426/92, 94, 104, 134, 426/138, 143, 275, 277, 279, 281-284, 426/292, 295, 391, 496, 514, 566, 572, 426/660; D21/578, 621, 622, 635, 637; D9/621, 623; D15/199; 446/135, 380; D11/160; 223/67; D19/62; D14/232
CPC A23G 3/54; A61K 9/2072; A61K 9/0004; A61K 9/2095; A61K 9/209; D06F 73/00; A41H 5/02; A47F 8/00; A45D 44/14; A63H 3/48

See application file for complete search history.

(56) **References Cited**

U.S. PATENT DOCUMENTS

3,277,602	A *	10/1966	Speers	A63H 3/48
				446/380
D326,884	S *	6/1992	Cole	D21/635
D330,348	S *	10/1992	Roper, Jr.	D11/160
D350,083	S *	8/1994	Oliver	D11/160
D369,703	S *	5/1996	Rizidis	D11/160
D381,577	S *	7/1997	Gaultier	D21/300
D387,009	S *	12/1997	Rizidis	D11/131
D425,561	S *	5/2000	Glasgow	D19/78
D516,127	S *	2/2006	Placuzzi	D20/31
D559,700	S *	1/2008	Norris	D11/160
D626,606	S *	11/2010	Mutsaev	D21/621
D638,075	S *	5/2011	Mutsaev	D21/621
D657,690	S *	4/2012	Tabarzia	D9/623

* cited by examiner

Primary Examiner — Katie Jane Stofko

(74) *Attorney, Agent, or Firm* — Collard & Roe, P.C.


(57) **CLAIM**

The ornamental design for a food product, as shown and described.

DESCRIPTION

FIG. 1 is a right side and front perspective view of a food product, showing my new design; FIG. 2 is a front elevation view thereof; and, FIG. 3 is a rear elevation view thereof.

1 Claim, 3 Drawing Sheets






FIG. 1



FIG. 2




FIG. 3