



US00D841924S

(12) **United States Design Patent** (10) **Patent No.:** **US D841,924 S**
Liao (45) **Date of Patent:** **** Feb. 26, 2019**

(54) PEDAL BIN	D586,070 S * 2/2009 Lin D34/9
	D591,471 S 4/2009 Lee
(71) Applicant: Jiangmen Foreign Trade Group Co., Ltd., Jiangmen, Guangdong Province (CN)	D595,468 S 6/2009 Liao
	D595,917 S 7/2009 Liao
(72) Inventor: Henry Liao, Jiangmen (CN)	D615,722 S * 5/2010 Yang D34/7
	D620,667 S * 7/2010 Liao D34/9
(73) Assignee: JIANGMEN FOREIGN TRADE GROUP CO., LTD., Jiangmen, Guangdong Province (CN)	D671,290 S * 11/2012 Vanhoof D34/9
	D714,009 S * 9/2014 Phillips D34/7
	D716,015 S * 10/2014 van de Leest D34/9
	D717,014 S * 11/2014 Han D34/9
	D736,489 S * 8/2015 Wall D34/9
	D755,461 S * 5/2016 Wall D34/9
	D769,565 S * 10/2016 Chen D34/9

(**) Term: **15 Years**

OTHER PUBLICATIONS

(21) Appl. No.: **29/560,501**

U.S. Appl. No. 29/526,335, filed May 8, 2015, Liao, Henry.
U.S. Appl. No. 29/576,241, filed Sep. 1, 2016, Liao, Henry.

(22) Filed: **Apr. 7, 2016**

* cited by examiner

(51) **LOC (11) Cl.** **09-09**

(52) **U.S. Cl.**
USPC **D34/9**

Primary Examiner — Cynthia Ramirez
(74) *Attorney, Agent, or Firm* — Daniel F. Nesbitt; Hasse & Nesbitt LLC

(58) **Field of Classification Search**
USPC D34/7, 9; 220/908, 908.1, 262–264
CPC B65F 1/06; B65F 1/1615; B65F 1/1607;
B65F 1/062; B65F 1/163
See application file for complete search history.

(57) **CLAIM**

I claim the ornamental design for a pedal bin, as shown and described.

(56) **References Cited**

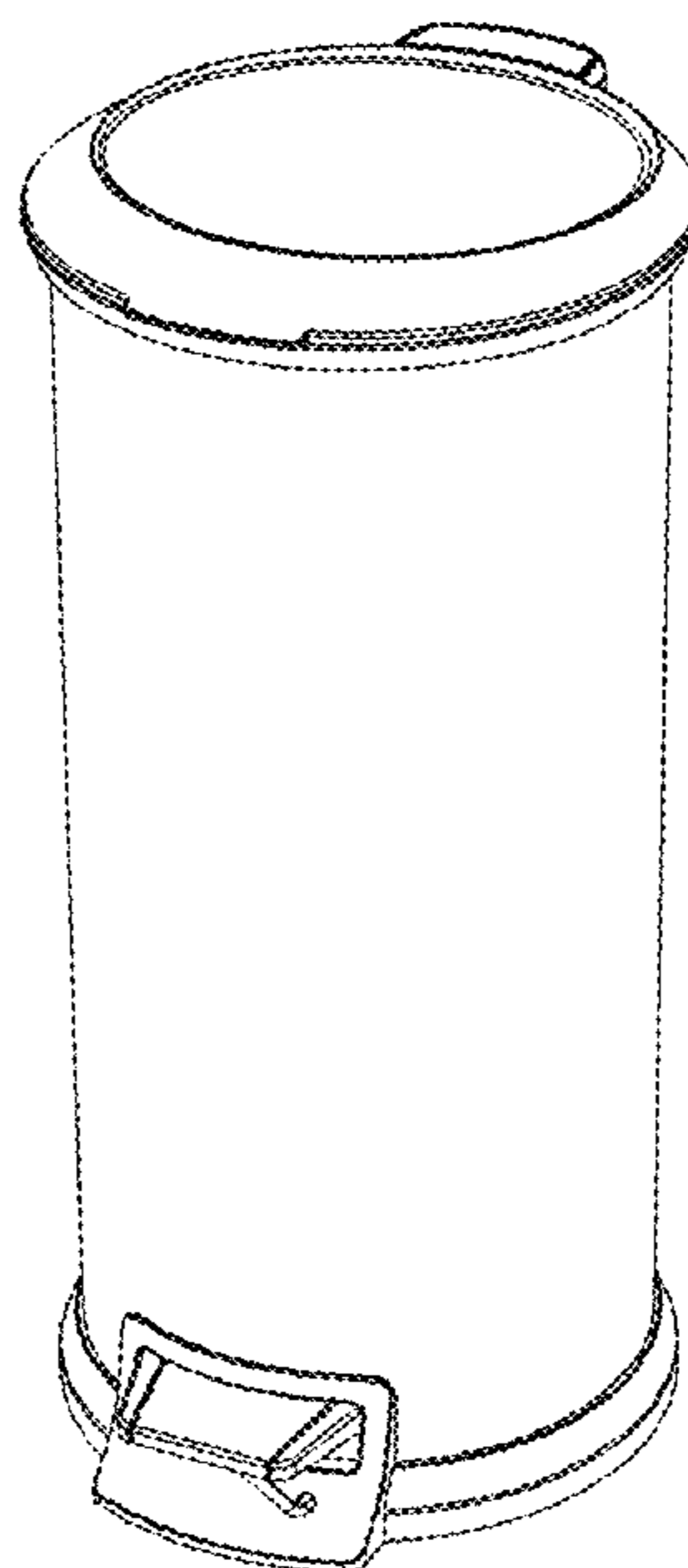
DESCRIPTION

U.S. PATENT DOCUMENTS

4,982,857 A	1/1991	Sher	
5,662,235 A	9/1997	Nieto	
6,386,386 B1	5/2002	George	
6,626,316 B2	9/2003	Yang	
6,626,317 B2	9/2003	Pfiefer	
7,086,550 B2	8/2006	Yang	
D537,600 S	2/2007	Lin	
D555,348 S *	11/2007	Bettencourt	D2/977
D584,468 S *	1/2009	Liao	D34/9
D584,469 S *	1/2009	Yang	D34/9

FIG. 1 is a perspective view of the pedal bin showing my new design;
FIG. 2 is a front view thereof;
FIG. 3 is a back view thereof;
FIG. 4 is a right side view thereof;
FIG. 5 is a left side view thereof;
FIG. 6 is a top plan view thereof; and,
FIG. 7 is a bottom plan view thereof.

1 Claim, 7 Drawing Sheets



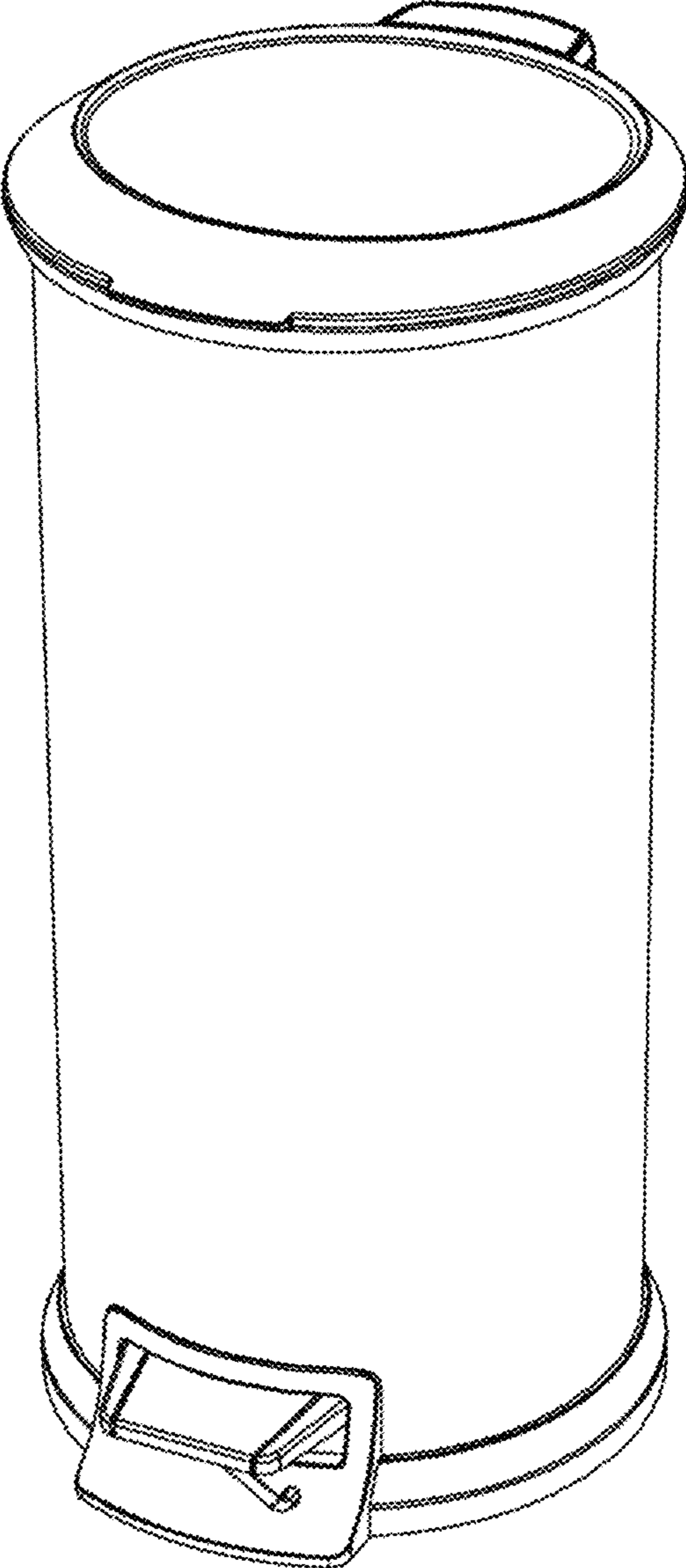


FIGURE 1




FIGURE 2

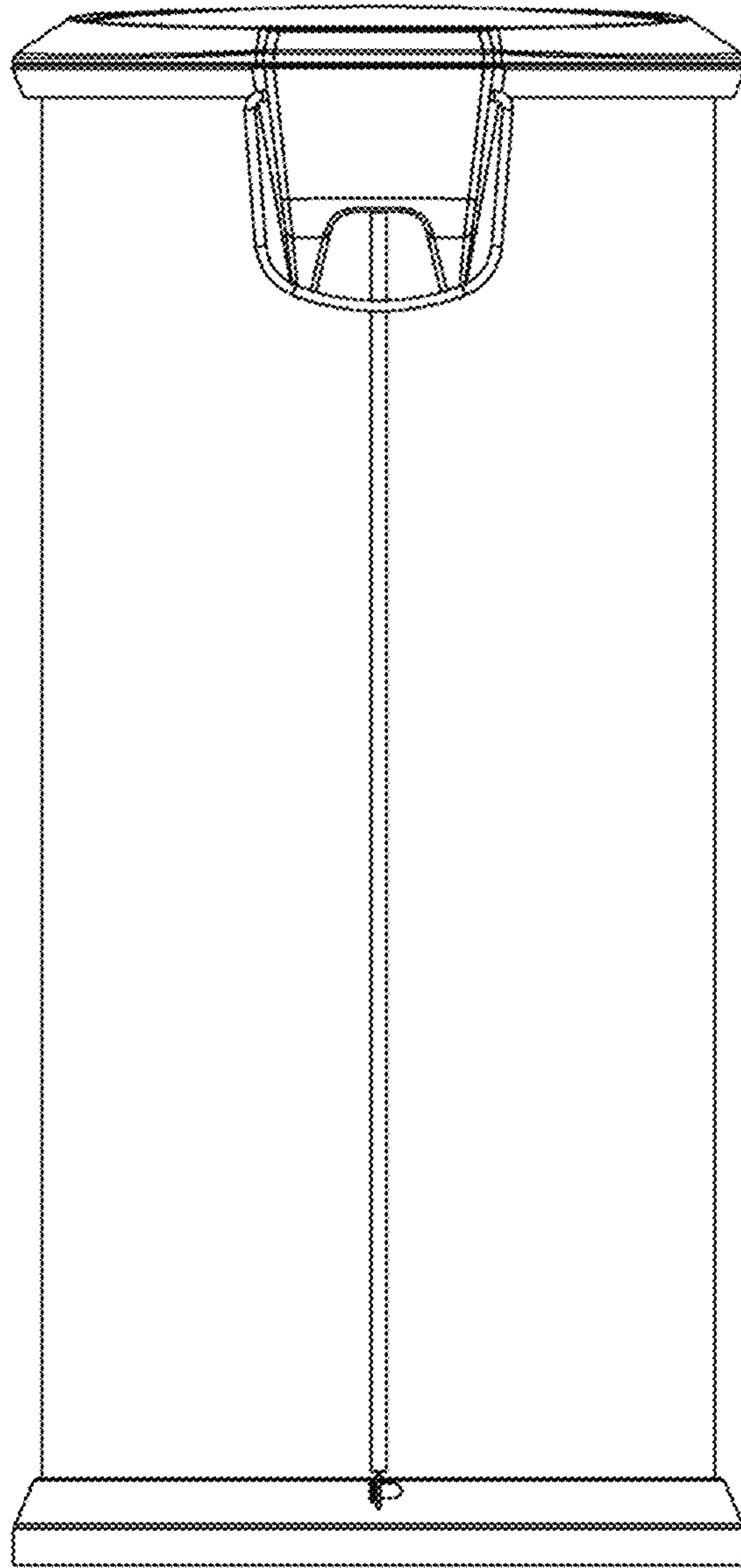


FIGURE 3




FIGURE 4




FIGURE 5

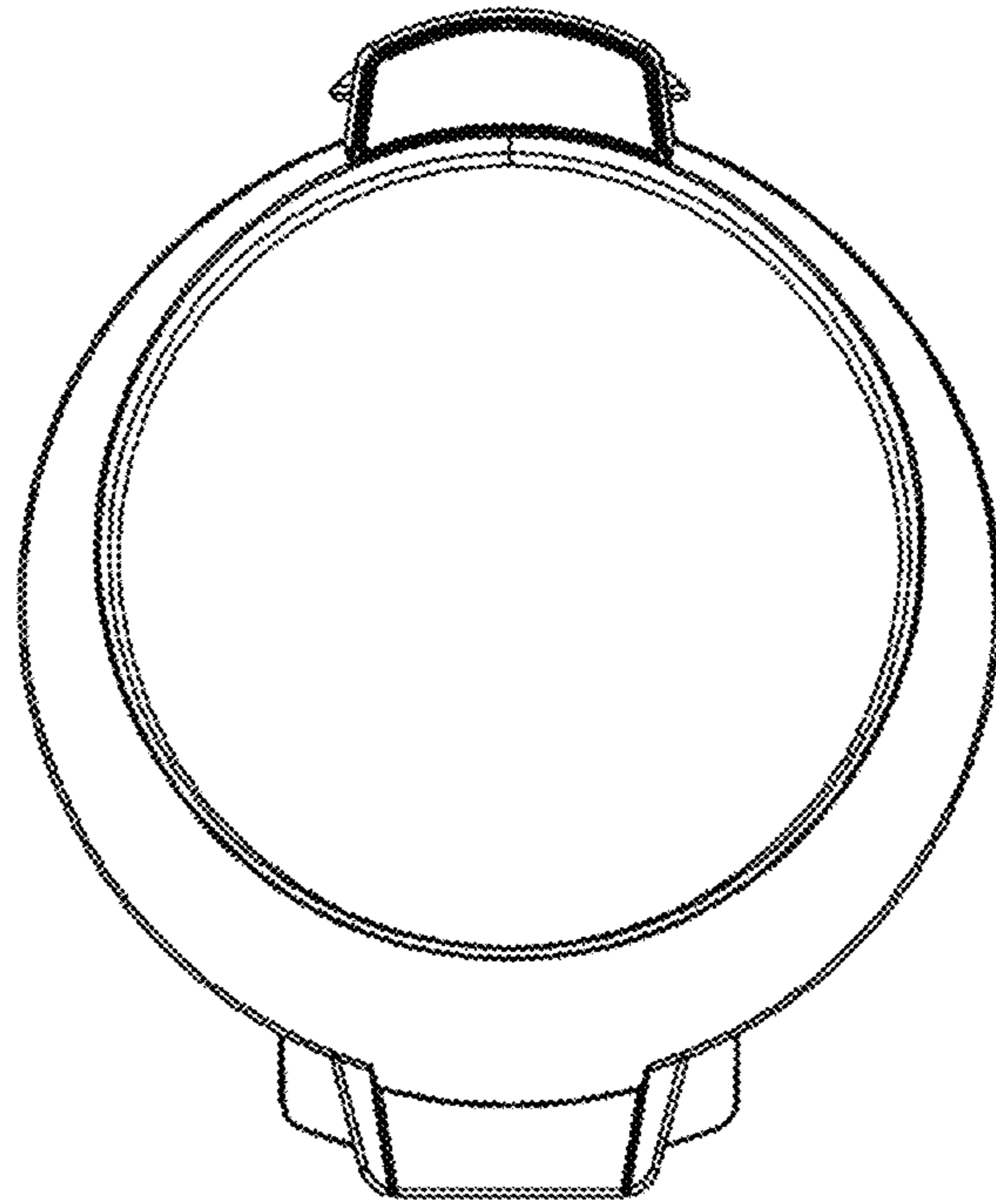


FIGURE 6

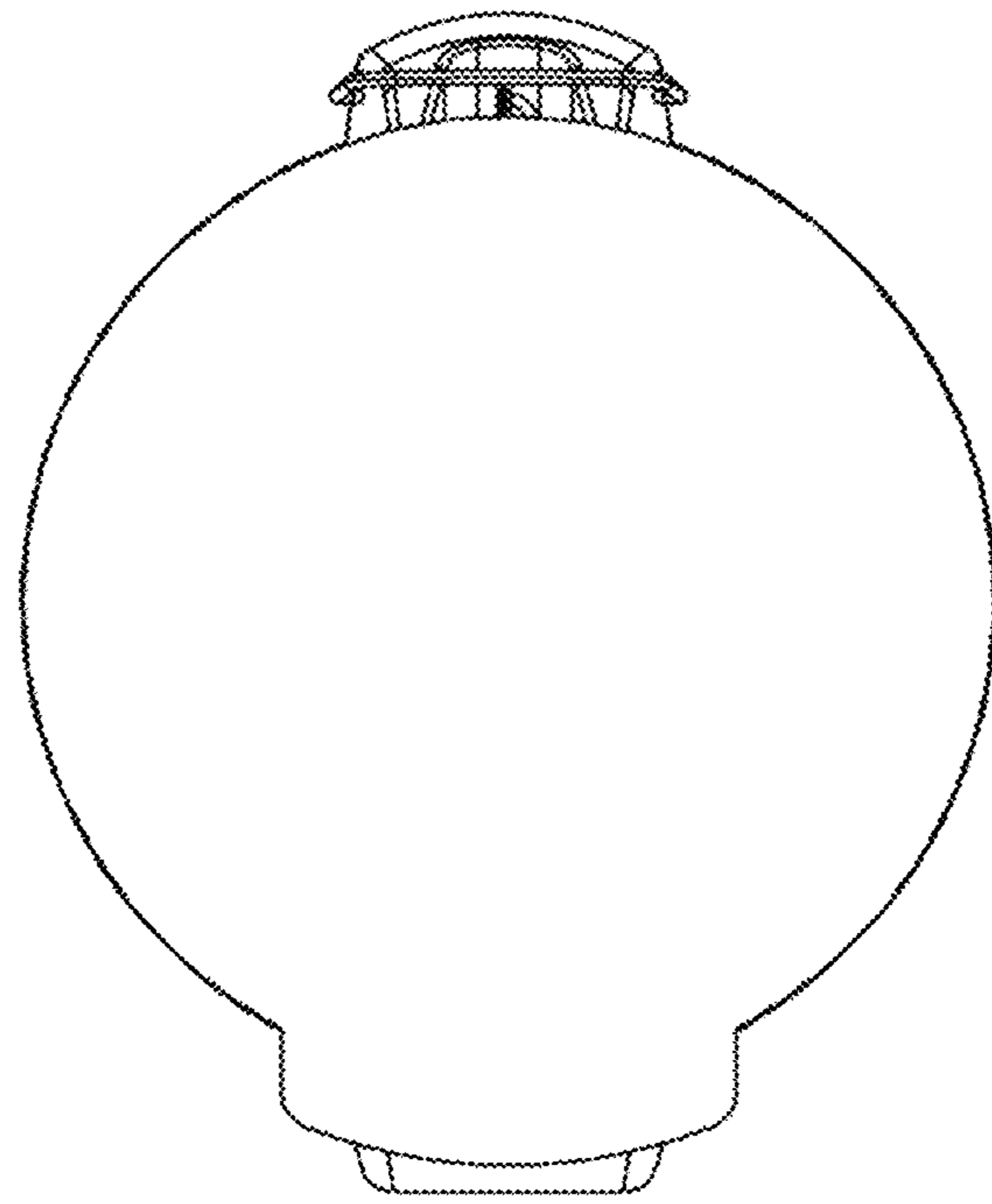


FIGURE 7