



US00D841923S

(12) **United States Design Patent** (10) **Patent No.:** **US D841,923 S**
Davison et al. (45) **Date of Patent:** **** Feb. 26, 2019**

- (54) **BAG HOLDER**
- (71) Applicant: **Jokari/US, Inc.**, Carrollton, TX (US)
- (72) Inventors: **George M. Davison**, Pittsburgh, PA (US); **Peter A. Meier**, Pittsburgh, PA (US); **Timothy A. Craig**, Pittsburgh, PA (US); **John M. Margolis**, Glenshaw, PA (US); **Donald H. Saller**, McKinney, TX (US)
- (**) Term: **15 Years**
- (21) Appl. No.: **29/584,104**
- (22) Filed: **Nov. 11, 2016**
- (51) **LOC (11) Cl.** **09-09**
- (52) **U.S. Cl.**
USPC **D34/6**
- (58) **Field of Classification Search**
USPC D6/553, 567; D3/201; D7/619.1, 620, D7/622, 701, 704, 705, 706, 707, 708, D7/708.1, 709; D8/356, 315, 300; D9/434, 455, 457; D34/6, 1, 5, 7, 8, 9, D34/10, 11; D22/149
CPC A45F 5/1026; A45F 2005/1033; A45F 5/102; B65G 7/12
See application file for complete search history.

(56) **References Cited**

U.S. PATENT DOCUMENTS

D157,859 S *	3/1950	Glukes	294/137
D269,253 S *	6/1983	Gagnon	294/137
4,420,178 A *	12/1983	Taylor	A45F 5/1026 229/117.19
D272,131 S *	1/1984	Hayes	D9/434
D290,935 S *	7/1987	Williams	D8/315
D338,814 S *	8/1993	Wright, Jr.	D8/107
D359,427 S *	6/1995	Birkholz	D8/107
D405,690 S *	2/1999	Takahashi	D9/434
D407,005 S *	3/1999	Gunter	D8/107

D414,109 S *	9/1999	Ota	D9/434
D488,046 S *	4/2004	Marquardt	D8/107
D512,307 S *	12/2005	Ahrens	D9/434
7,097,223 B1 *	8/2006	Bradford	A45F 5/1026 294/137
D529,362 S *	10/2006	Barber	D8/99
D533,427 S *	12/2006	Barber	D8/99
D565,392 S *	4/2008	Shetler	D8/356
D572,573 S *	7/2008	Abels	D8/356
D577,572 S *	9/2008	Kelleghan	D8/356
D590,237 S *	4/2009	Parisi	D8/356
D598,732 S *	8/2009	Bizzell	D8/356
D613,583 S *	4/2010	Abels	F16B 45/02 D8/356
D621,242 S *	8/2010	Gois, Sr.	D8/367
D655,999 S *	3/2012	Kelleghan	D8/356
D686,488 S *	7/2013	Abels	D8/356
D693,207 S *	11/2013	Petzl	D8/356
D708,046 S *	7/2014	Petzl	D8/356

(Continued)

Primary Examiner — David G Muller
Assistant Examiner — Nathan M Johnston
(74) *Attorney, Agent, or Firm* — David M. DeMay

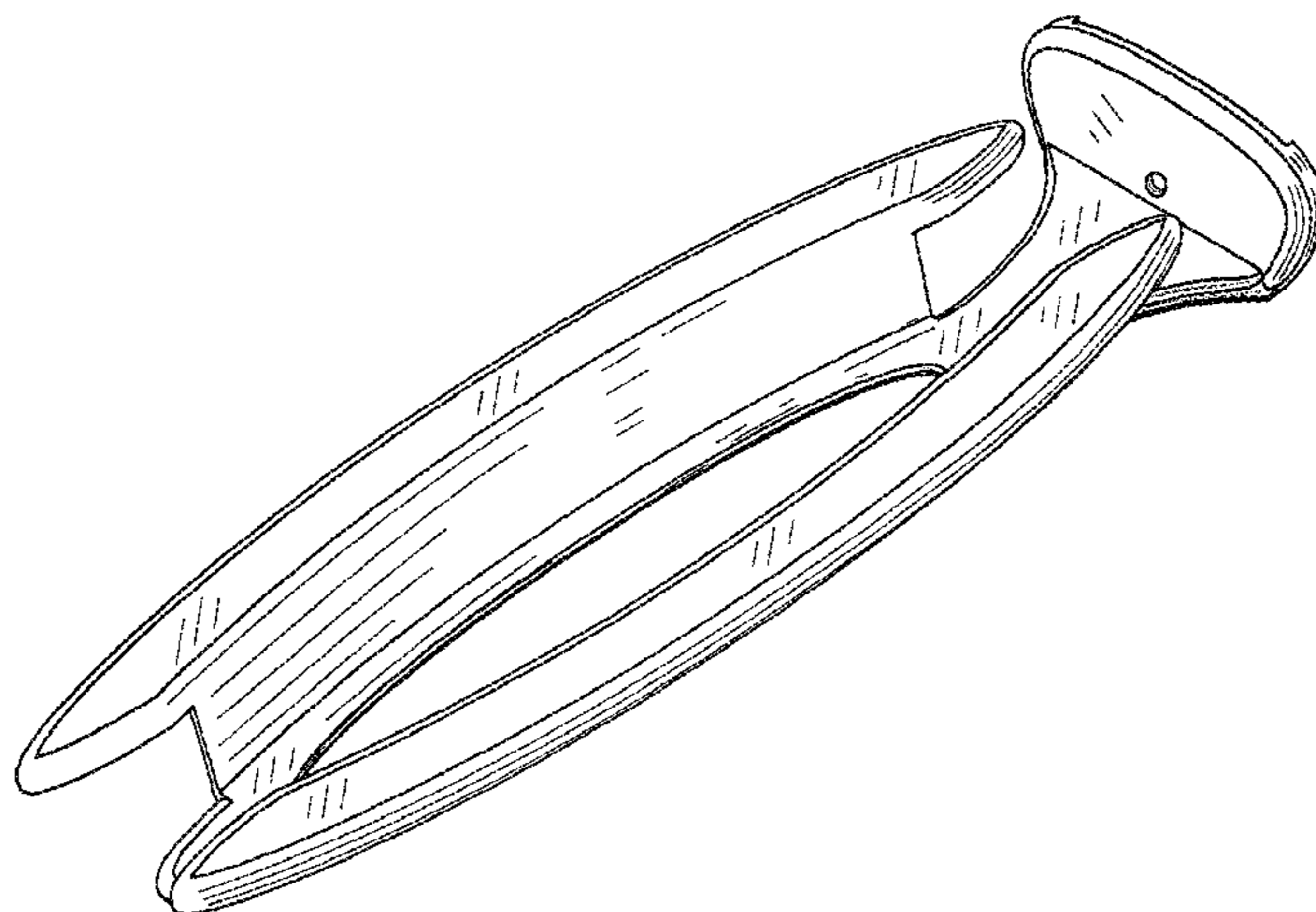
(57) **CLAIM**

We claim the ornamental design for a bag holder, as shown and described.

DESCRIPTION

FIG. 1 is a perspective view of the bag holder showing the new design;
FIG. 2 is a top plan view thereof;
FIG. 3 is a left side plan view thereof;
FIG. 4 is a right side plan view thereof; and,
FIG. 5 is an illustration of the bag holder in use.
The bottom view is reflective of the top view and not illustrated.
The broken line showing of parts of the drawings is included for the purpose of illustrating use and environment and forms no part of the claimed design.

1 Claim, 5 Drawing Sheets



(56)

References Cited

U.S. PATENT DOCUMENTS

D708,047	S	*	7/2014	Petzl	D8/356
D725,998	S	*	4/2015	McEvelly	D8/367
D730,159	S	*	5/2015	Grimm	D8/356
D731,875	S	*	6/2015	Bao	D8/356
D732,937	S	*	6/2015	McEvelly	D8/367
D738,196	S	*	9/2015	Petzl	D8/356
D741,692	S	*	10/2015	Mulvoy	D8/356
D743,778	S	*	11/2015	Huang	D8/367
D745,375	S	*	12/2015	Gobbi	D8/356
D761,087	S	*	7/2016	Gobbi	D8/356
D784,781	S	*	4/2017	Machen	D8/26
D793,233	S	*	8/2017	Fuhry	D9/455
2011/0266819	A1	*	11/2011	Conti	A45F 5/1046 294/171

* cited by examiner

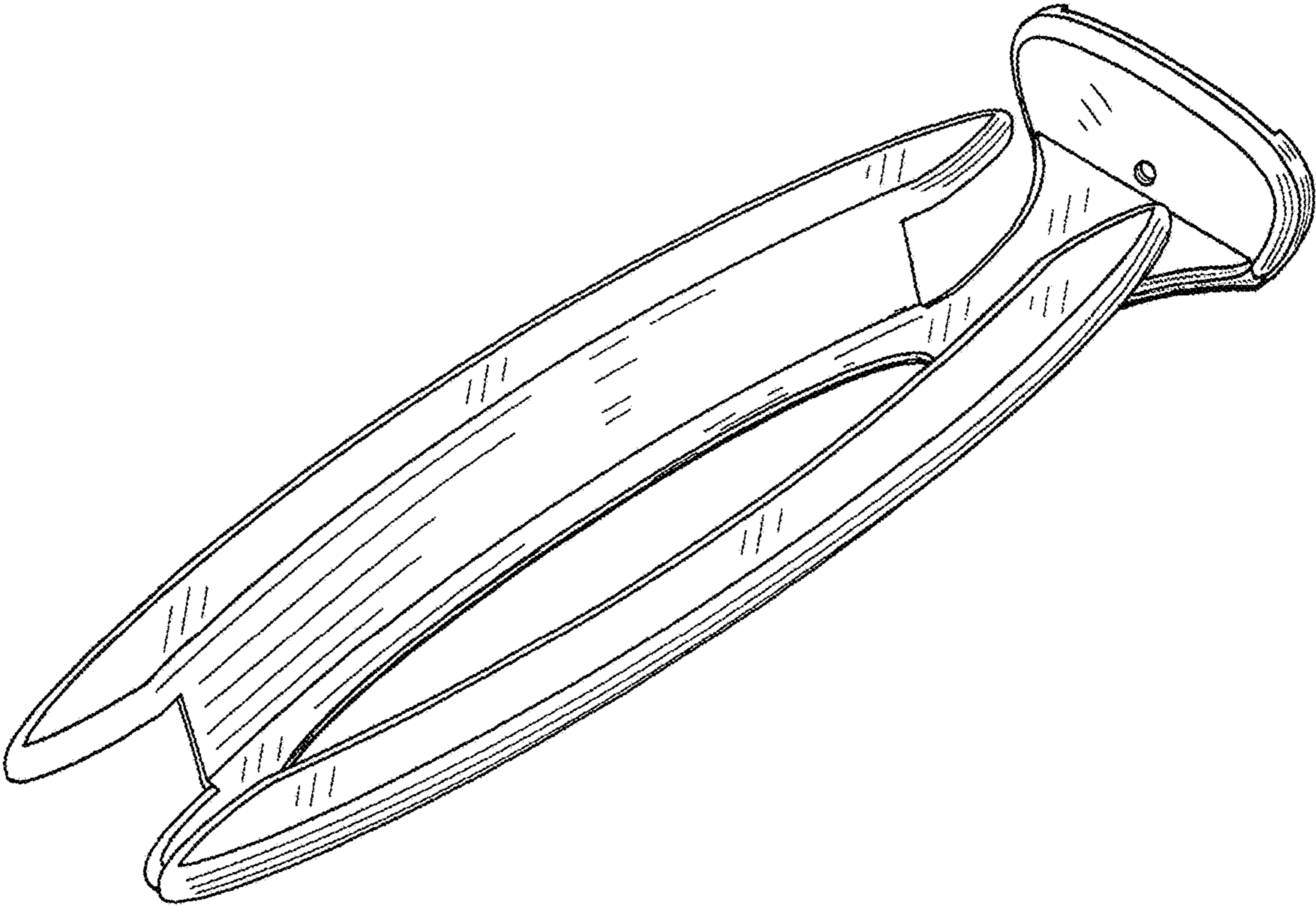


FIG. 1




FIG. 2



FIG. 3

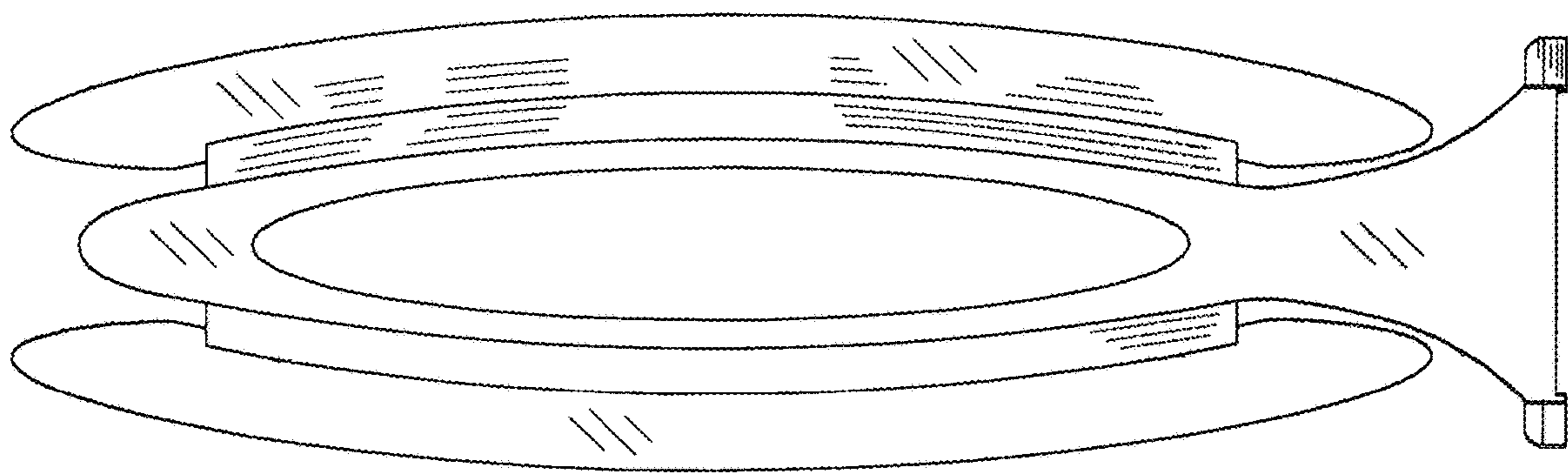


FIG. 4

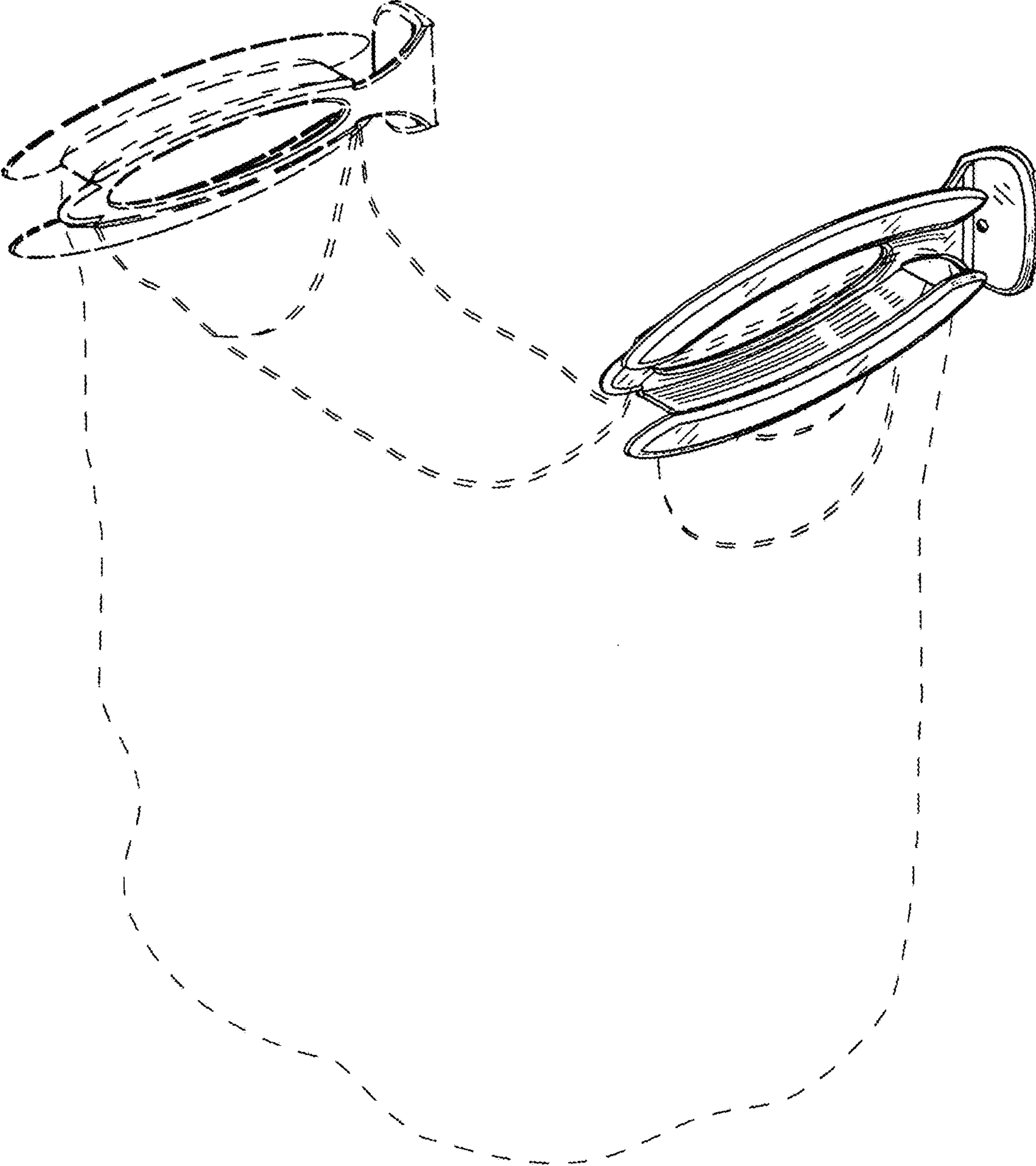


FIG. 5