



US00D841912S

(12) **United States Design Patent** (10) **Patent No.:** **US D841,912 S**
Renner et al. (45) **Date of Patent:** **** Feb. 26, 2019**

(54) **CLEANING TOOL**
(71) Applicant: **3M INNOVATIVE PROPERTIES COMPANY**, St. Paul, MN (US)
(72) Inventors: **Megan E. Renner**, St. Paul, MN (US); **Mark W. Baldwin**, Woodbury, MN (US); **Kyle C. Bryson**, Woodbury, MN (US)

2,853,815 A * 9/1958 Parr D06F 75/18
38/77.2
2,952,028 A * 9/1960 Robbins E04F 21/06
15/235.4
D274,147 S * 6/1984 Jacobson D32/40
D279,416 S * 6/1985 Chan D32/69
D295,911 S * 5/1988 Zogg D32/40
(Continued)

(73) Assignee: **3M INNOVATIVE PROPERTIES COMPANY**, St. Paul, MN (US)

FOREIGN PATENT DOCUMENTS
CN 314149399 * 5/2017

(**) Term: **15 Years**

OTHER PUBLICATIONS

(21) Appl. No.: **29/649,484**

AliExpress, Car Wash Sponge w Long Handle, website 2018, Sponge-Auto-Window-Cleaner-Long-Handle-Car-Wash-Brush-Dust-Car-Care-Windshield-Shine/32816771434.html, site visited Sep. 23, 2018.*

(22) Filed: **May 30, 2018**

(51) **LOC (11) Cl.** **07-05**

(Continued)

(52) **U.S. Cl.**
USPC **D32/40**

(58) **Field of Classification Search**
USPC D32/40-43, 46-47, 89-72; D8/101, 107, D8/45
CPC ... A47L 1/06; A47L 1/00; A47L 13/20; A47L 13/254; A47L 13/11; A47L 13/10; A47L 13/16; A47L 13/12; G03D 15/02; F16K 1/22; B60S 1/38; A47K 7/03; B41F 15/40; B41F 15/42; B41F 15/14; B41F 15/44

Primary Examiner — John Windmuller
Assistant Examiner — John R Yeh
(74) *Attorney, Agent, or Firm* — Irina Hass

See application file for complete search history.

(57) **CLAIM**

The ornamental design for a cleaning tool, as shown and described.

(56) **References Cited**

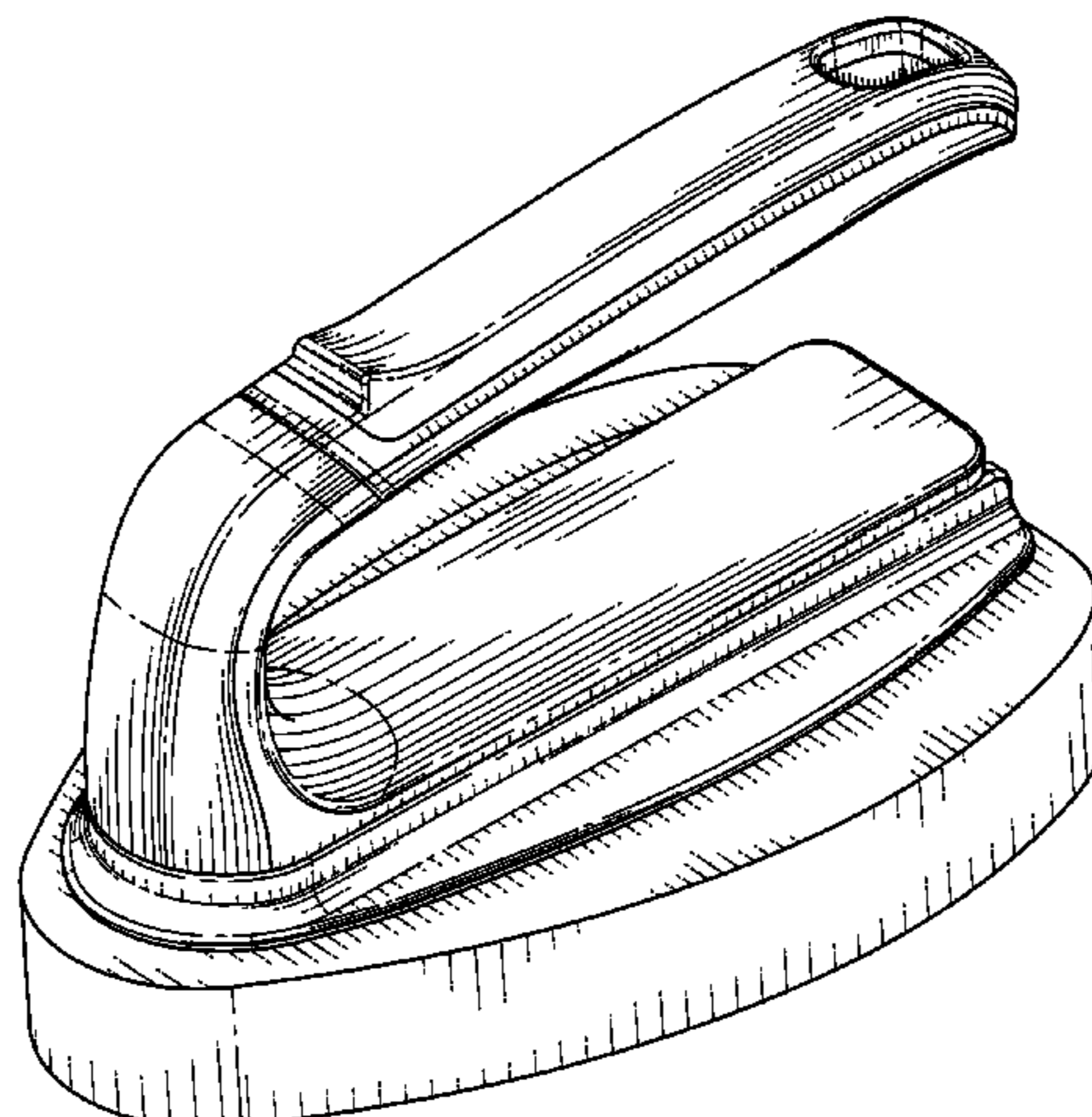
DESCRIPTION

U.S. PATENT DOCUMENTS

D59,286 S * 10/1921 Ruelland 38/90
D94,201 S * 1/1935 Genter et al. 38/90
D122,271 S * 9/1940 Ketcham D32/72
2,229,147 A * 1/1941 Vaughn A47L 1/15
15/244.1
D126,041 S * 3/1941 Cosby D4/129
2,324,226 A * 7/1943 Murphy D06F 75/34
38/95
2,458,530 A * 1/1949 Resnick D06F 75/30
15/105

FIG. 1 is a perspective view showing the new design for a cleaning tool;
FIG. 2 is a right side view thereof;
FIG. 3 is a left side view thereof;
FIG. 4 is a front view thereof;
FIG. 5 is a rear view thereof;
FIG. 6 is a top view thereof; and,
FIG. 7 is a bottom view thereof.
The portions of the cleaning tool in FIG. 3 shown in broken lines are included to show features that form no part of the claimed design.

1 Claim, 6 Drawing Sheets



(56)

References Cited

U.S. PATENT DOCUMENTS

D332,841	S	*	1/1993	Levison	D28/63
D356,446	S	*	3/1995	Hoagland	D4/129
D379,697	S	*	6/1997	Freudenberg	D32/40
D381,152	S	*	7/1997	Lin	D32/69
5,794,302	A	*	8/1998	Lin	A46B 17/02 15/144.1
D405,572	S	*	2/1999	Bouchez	D32/40
D415,865	S	*	10/1999	Littmann	D32/68
D437,095	S	*	1/2001	Osiecki	D32/40
D474,389	S	*	5/2003	Panfil	D8/45
D519,012	S	*	4/2006	Miller	D8/107
D524,499	S		7/2006	Dotterman		
D556,408	S	*	11/2007	Lang	D32/52
D685,545	S	*	7/2013	Ono	D32/40
D724,285	S	*	3/2015	Michelson	D32/40

OTHER PUBLICATIONS

Scotch Brite Handle Handy Sponge, Monotaro website 2013, <https://www.monotaro.sg/g/00398226/>, site visited Sep. 23, 2018.*

U.S. Appl. No. 29/621,599, filed Oct. 10, 2017 entitled Brush.

U.S. Appl. No. 29/621,602, filed Oct. 10, 2017 entitled Handle.

* cited by examiner

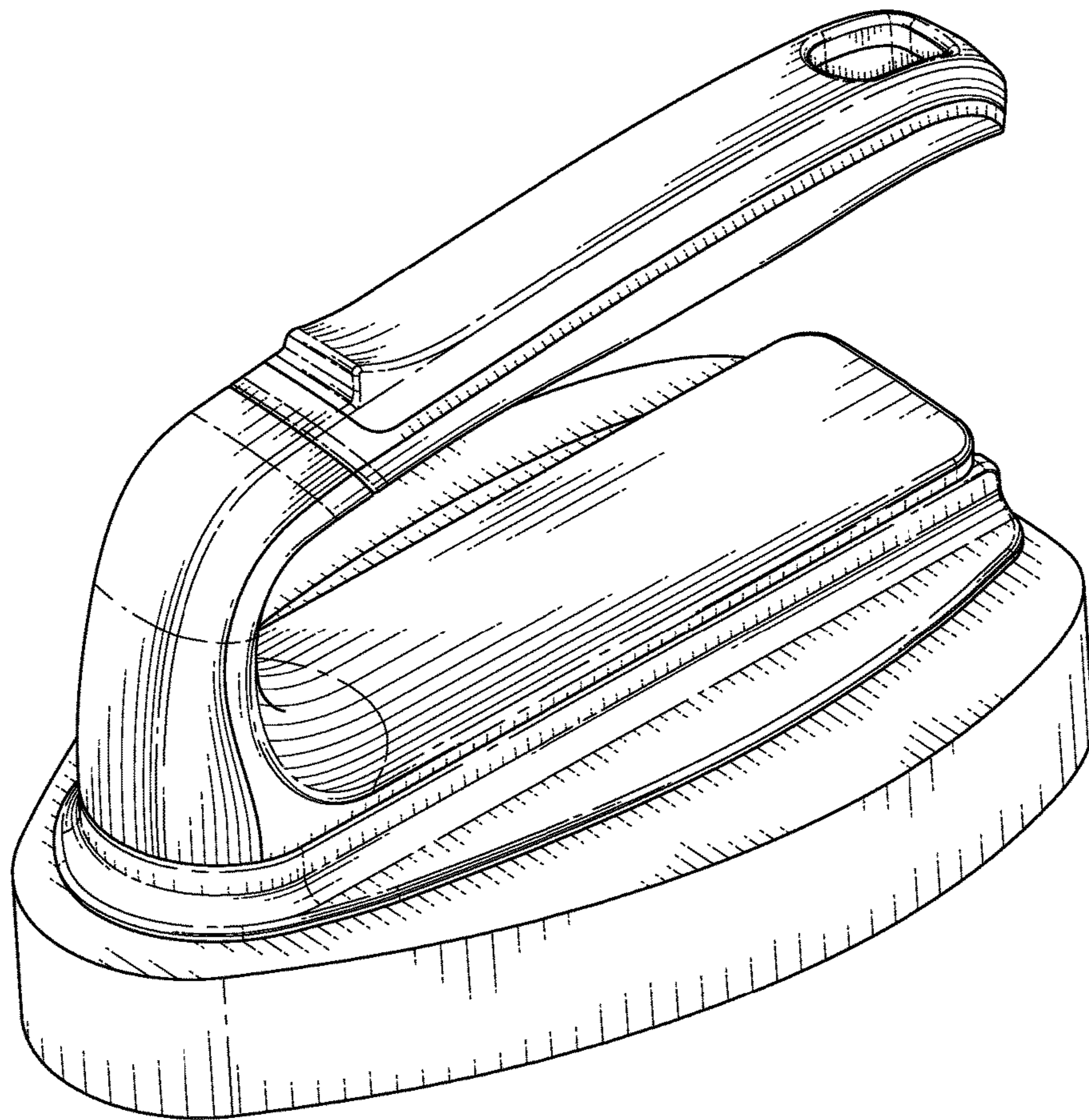


FIG. 1

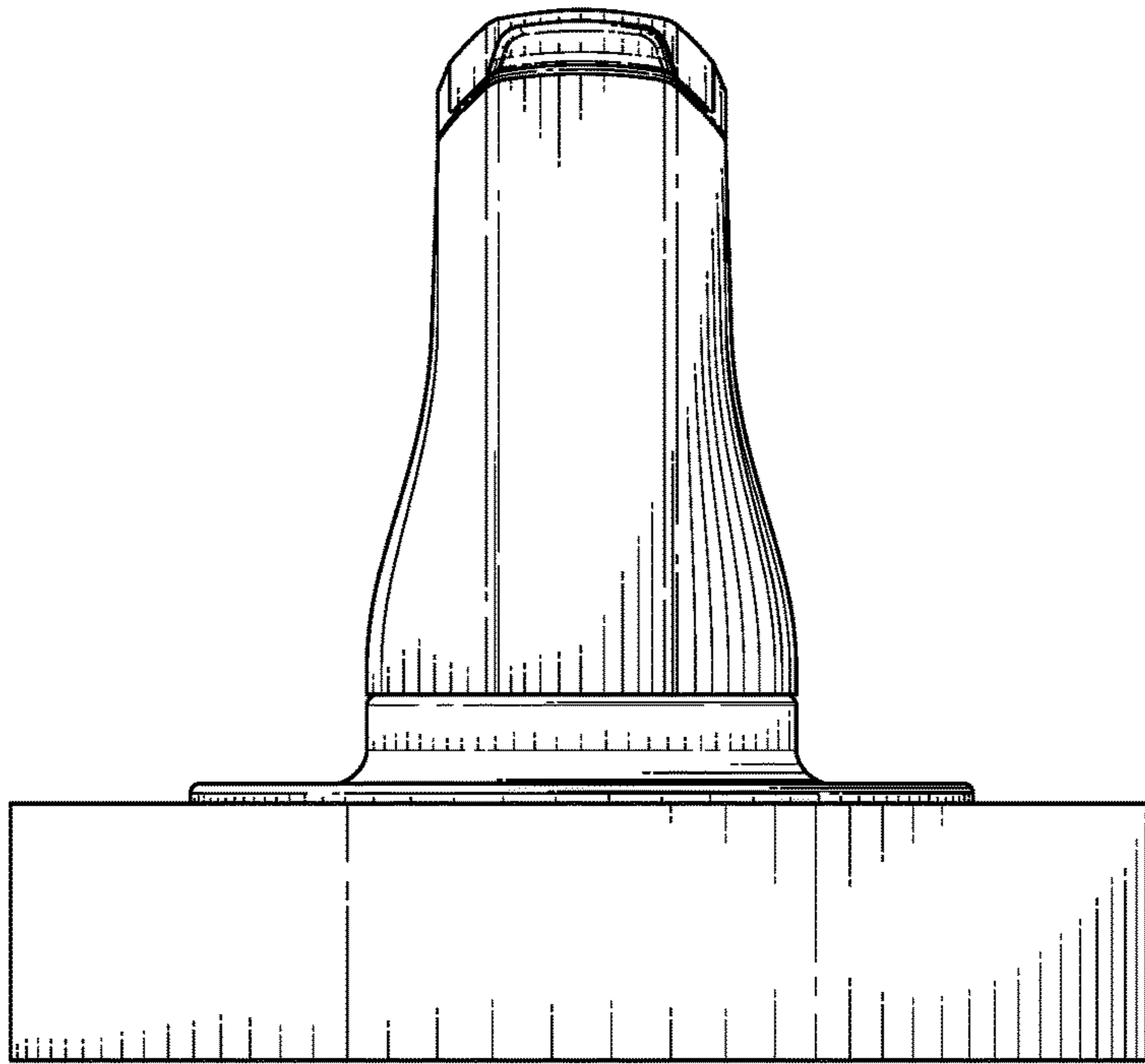


FIG. 2

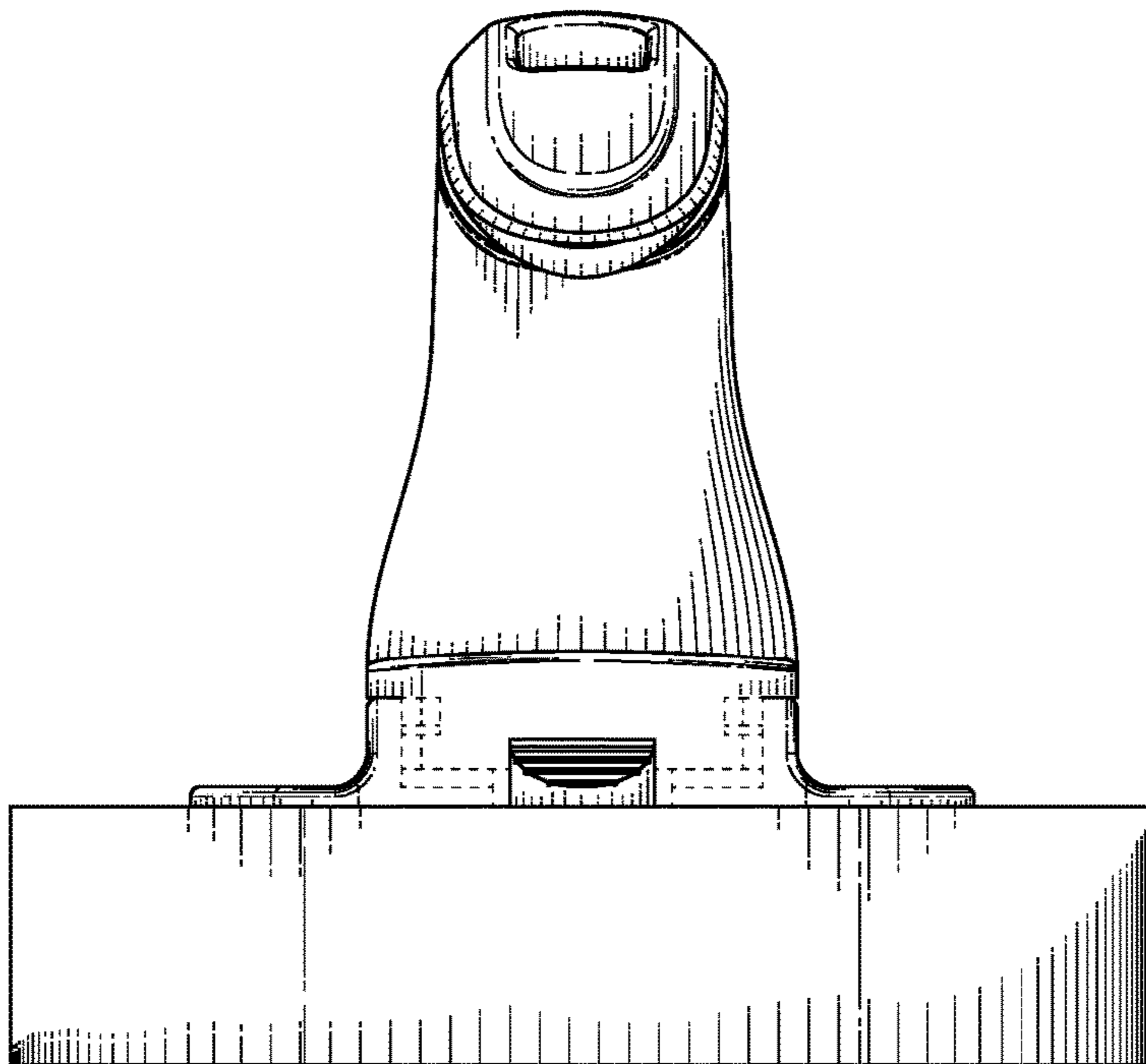


FIG. 3

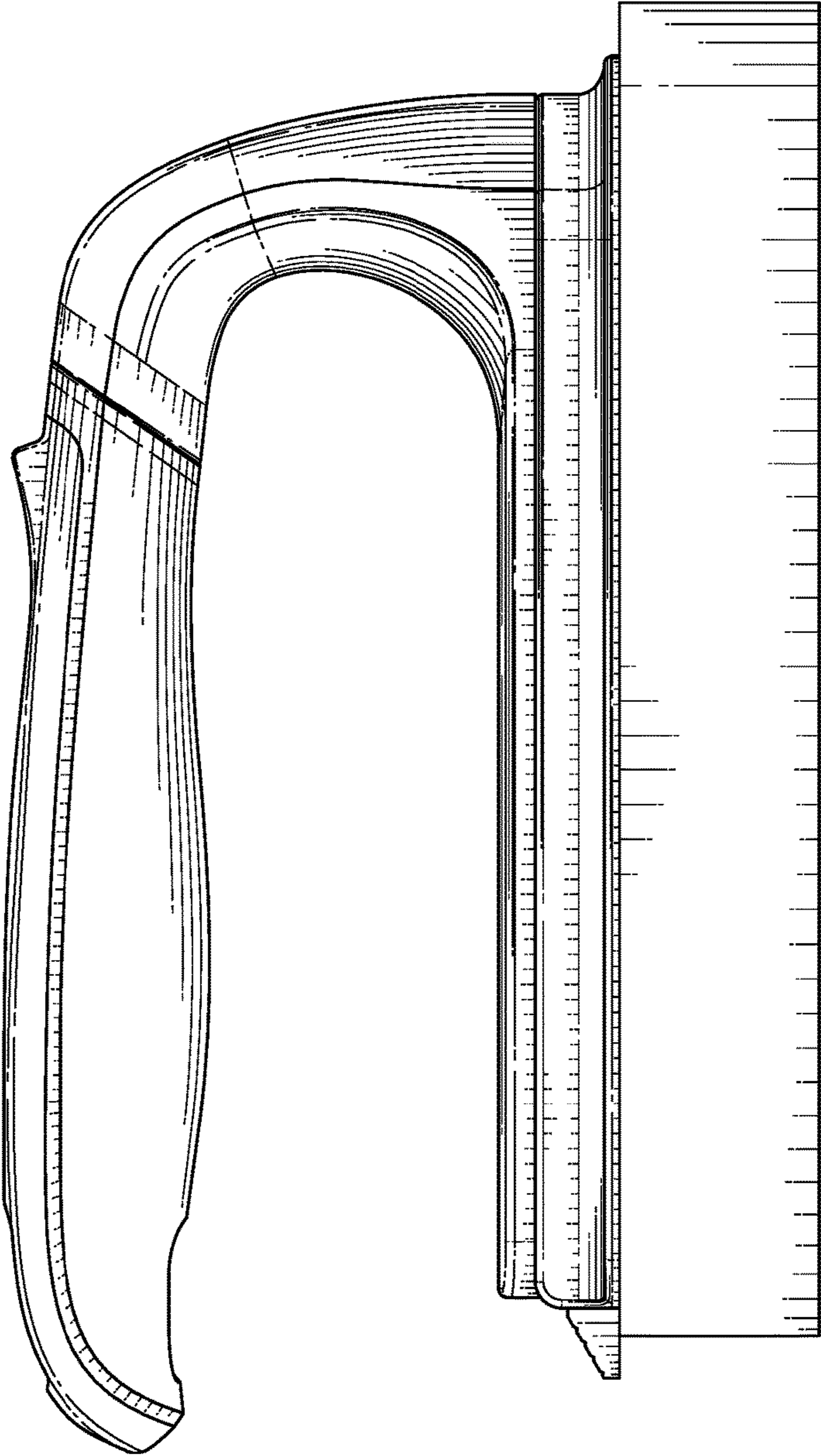


FIG. 4

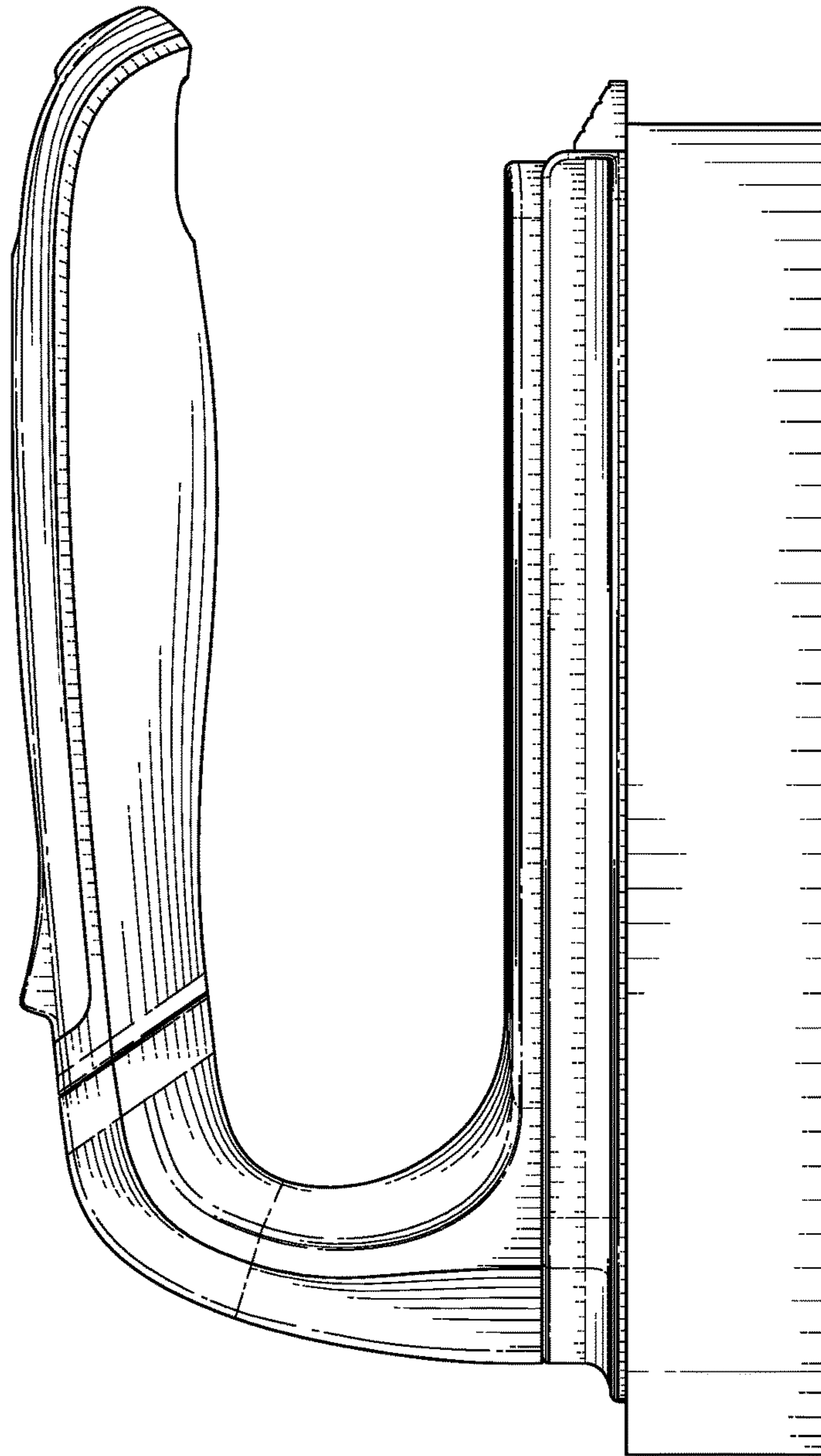


FIG. 5

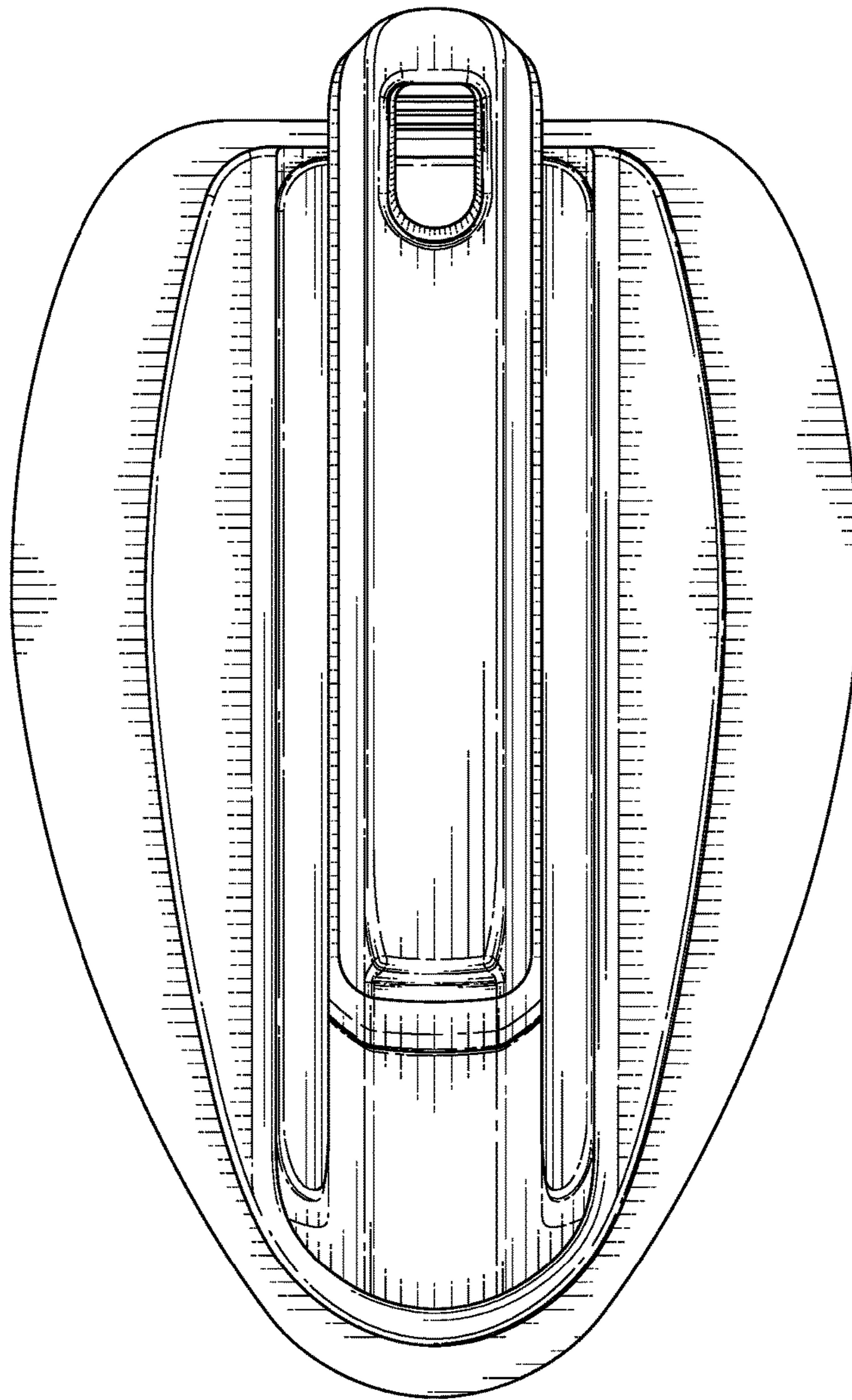


FIG. 6

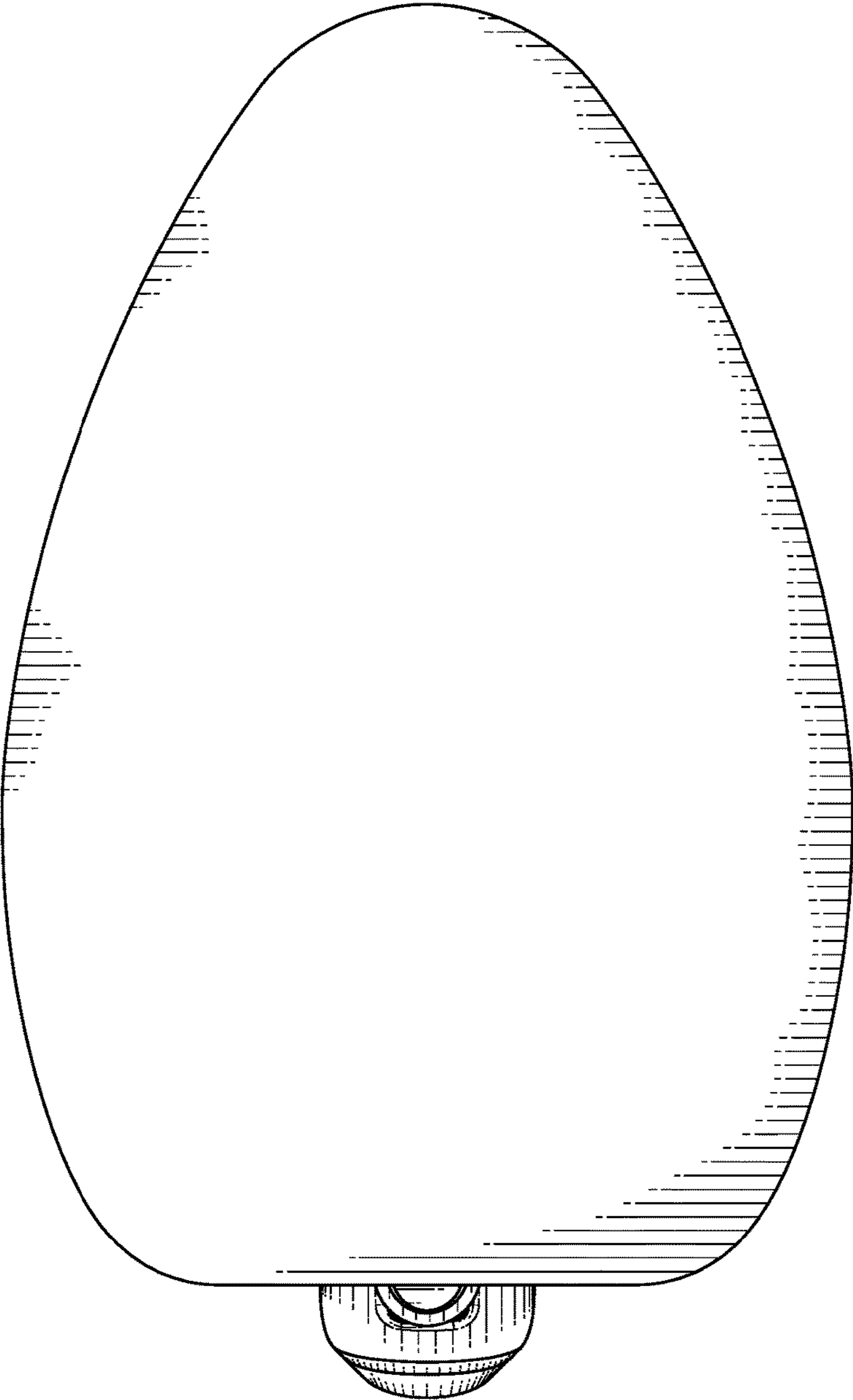


FIG. 7