



US00D841910S

(12) **United States Design Patent** (10) **Patent No.:** **US D841,910 S**
Schmitz et al. (45) **Date of Patent:** **** *Feb. 26, 2019**

(54) **DUSTING SLEEVE WITH AN ANGULAR BOND LINE**

(71) Applicant: **3M INNOVATIVE PROPERTIES COMPANY**, St. Paul, MN (US)

(72) Inventors: **Robert A. Schmitz**, Minneapolis, MN (US); **Gregory G. Amell**, Burnsville, MN (US); **Larry L. Johnson**, Hudson, WI (US)

(73) Assignee: **3M INNOVATIVE PROPERTIES COMPANY**, Saint Paul, MN (US)

(*) Notice: This patent is subject to a terminal disclaimer.

(**) Term: **15 Years**

(21) Appl. No.: **29/613,043**

(22) Filed: **Aug. 7, 2017**

(51) **LOC (11) Cl.** **07-05**

(52) **U.S. Cl.**
USPC **D32/40**

(58) **Field of Classification Search**
USPC D32/39-40
CPC A47L 11/4069; A47L 11/40; A47L 13/00;
A47L 13/10; B24D 13/14; B24D 11/00;
B24B 37/26

See application file for complete search history.

(56) **References Cited**

U.S. PATENT DOCUMENTS

D336,697 S *	6/1993	Stalf	D32/40
D379,698 S *	6/1997	Freudenberg	D32/40
D392,433 S *	3/1998	Norris	D32/40
D418,954 S *	1/2000	Ferdenzi	D28/63
D456,575 S *	4/2002	Celia	D28/63
D511,233 S *	11/2005	Franco	D28/63
D511,873 S *	11/2005	Vitantonio	D32/40
D514,762 S *	2/2006	Franco	D28/63

D518,260 S *	3/2006	Aubourg	D32/40
D548,414 S *	8/2007	Akin	D32/40
D553,316 S *	10/2007	Poizeau	D32/40
D558,415 S *	12/2007	Franco	D32/40
D571,516 S *	6/2008	Leahy	D32/40
D589,220 S *	3/2009	Leahy	D32/40
D610,753 S *	2/2010	Moskowitz	D30/158
D634,905 S *	3/2011	Adams	D32/40

(Continued)

FOREIGN PATENT DOCUMENTS

CN	3253107	*	9/2002
CN	303822989	*	8/2016

(Continued)

OTHER PUBLICATIONS

Beauty Bucketeer—Real Techniques Brush Cleansing Palette, article date 2016, [http://www.beautybucketeer.com/real-techniques-brush-cleansing-palette-vs-sigma-spa-ex . . .](http://www.beautybucketeer.com/real-techniques-brush-cleansing-palette-vs-sigma-spa-ex...) site visited Apr. 30, 2018.*

Primary Examiner — John Windmuller

Assistant Examiner — John R Yeh

(74) *Attorney, Agent, or Firm* — Daniel J. Iden

(57) **CLAIM**

The ornamental design for a dusting sleeve with an angular bond line, as shown and described.

DESCRIPTION

FIG. 1 is a perspective view showing another embodiment of the new design for a dusting sleeve with an angular bond line.

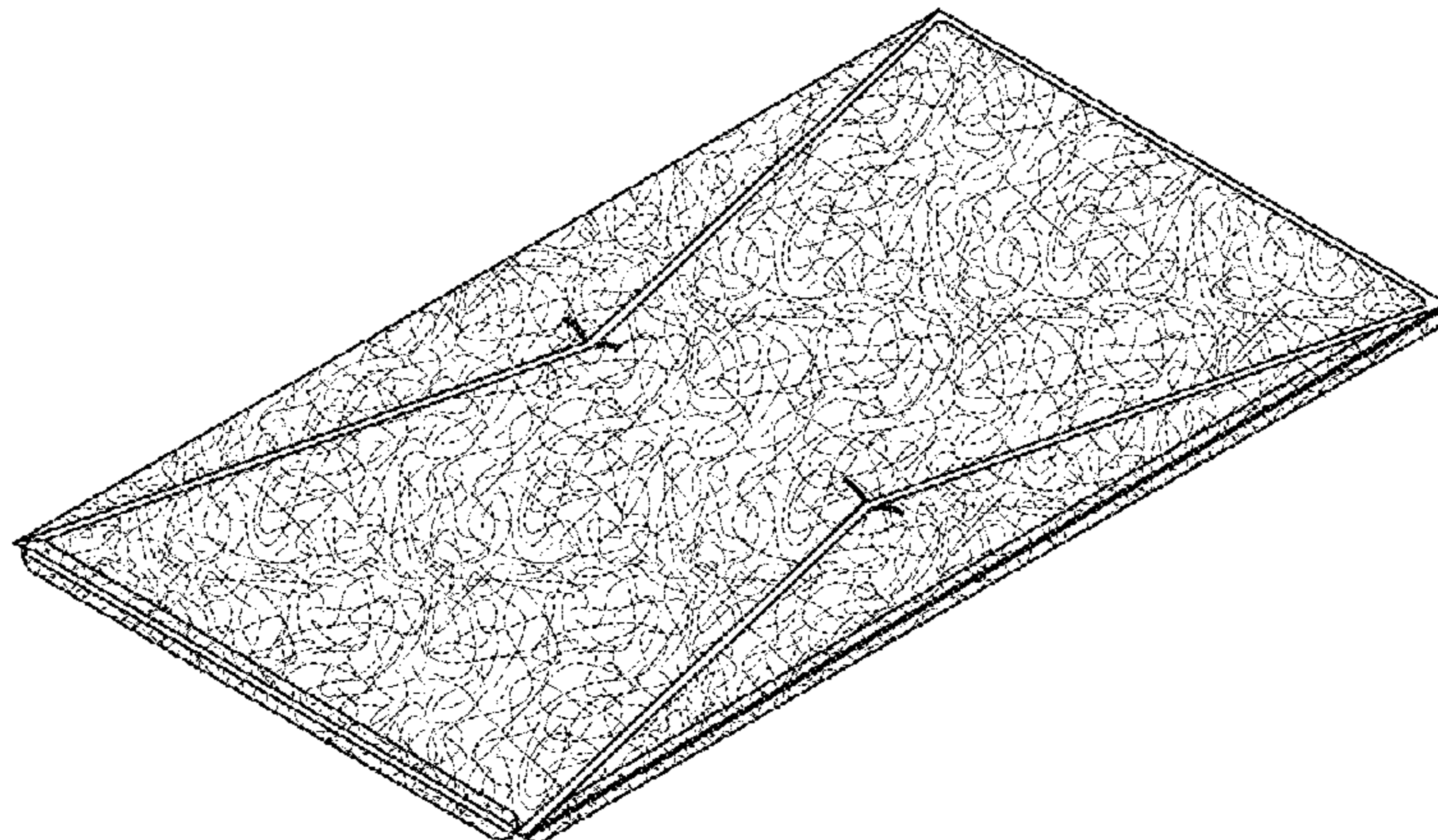
FIG. 2 is a top view thereof, the bottom view being a mirror image of the top view;

FIG. 3 is a front side view thereof, the back side view being a mirror image of the front side view;

FIG. 4 is a left side view thereof, showing an opening for inserting a dusting or cleaning tool; and,

FIG. 5 is a right side view thereof.

1 Claim, 2 Drawing Sheets



(56)

References Cited

U.S. PATENT DOCUMENTS

D659,328 S * 5/2012 Davis D32/40
D696,468 S * 12/2013 Hartley D29/120.1
D716,511 S 10/2014 Brown

FOREIGN PATENT DOCUMENTS

JP D1407495 * 2/2011
KR 300916682.0000 * 7/2017

* cited by examiner

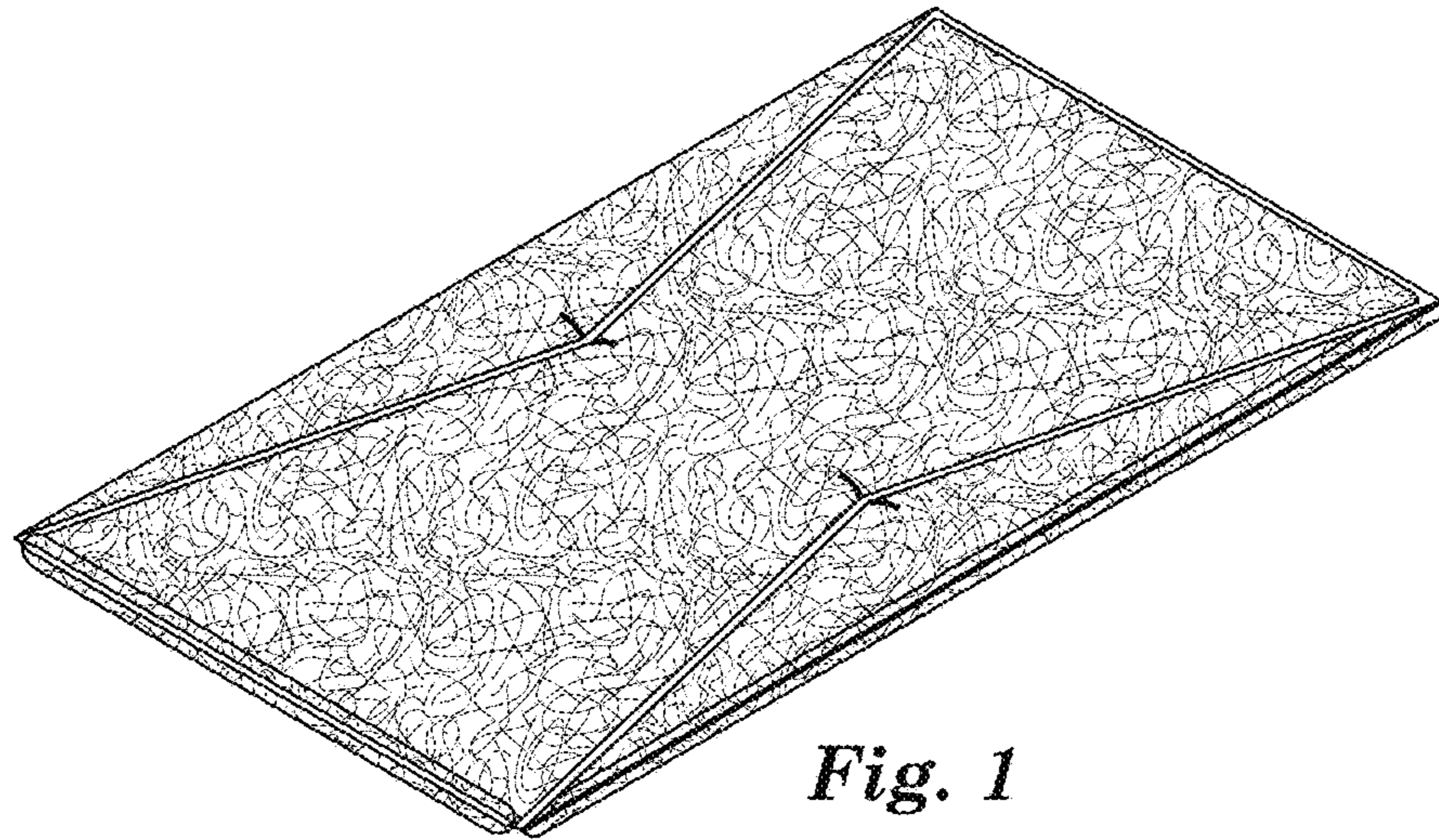


Fig. 1

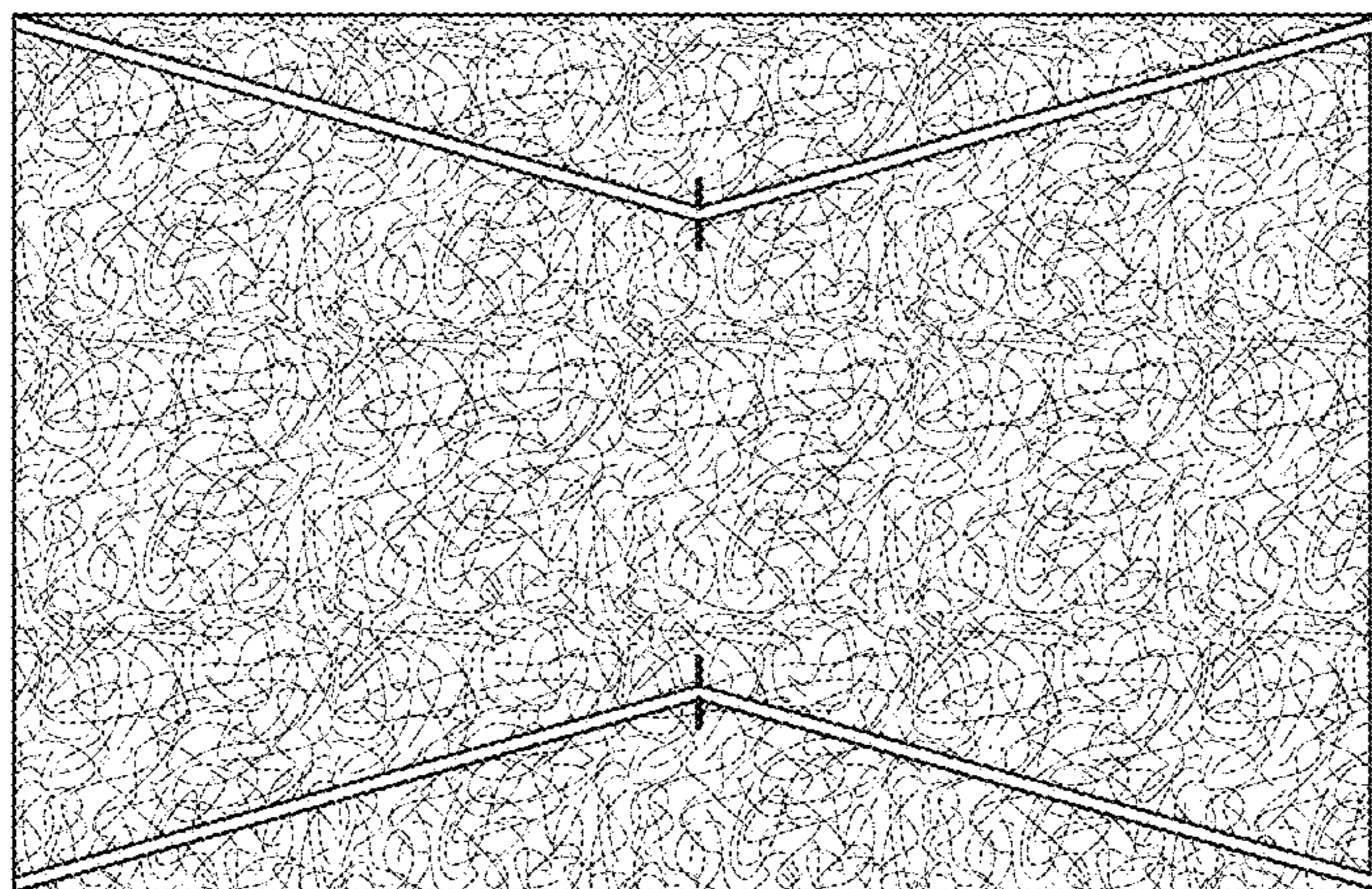


Fig. 2



Fig. 3

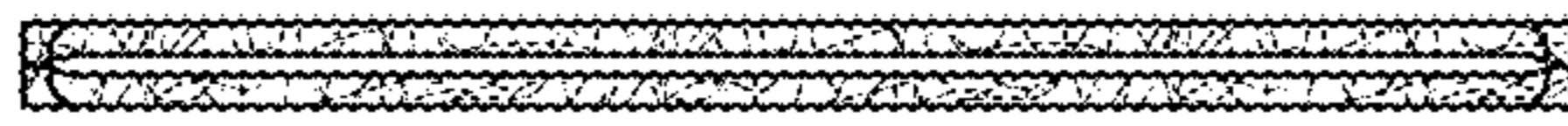


Fig. 4




Fig. 5