



US00D841895S

(12) **United States Design Patent**
Li

(10) **Patent No.:** **US D841,895 S**

(45) **Date of Patent:** **** Feb. 26, 2019**

(54) **ANKLE SUPPORT**

D748,344 S * 1/2016 Snyder D29/121.2
D771,264 S * 11/2016 McLachlan D24/192

(71) Applicant: **Mueller Sports Medicine, Inc.**, Prairie du Sac, WI (US)

* cited by examiner

(72) Inventor: **Zhaodong Max Li**, Lodi, WI (US)

Primary Examiner — Randall H Gholson

(73) Assignee: **MUELLER SPORTS MEDICINE, INC.**, Prairie du Sac, WI (US)

(74) *Attorney, Agent, or Firm* — Rick L. Abegglen

(**) Term: **15 Years**

(57) **CLAIM**

I claim the ornamental design for an ankle support, as shown and described.

(21) Appl. No.: **29/634,374**

DESCRIPTION

(22) Filed: **Jan. 21, 2018**

(51) **LOC (11) Cl.** **29-02**

(52) **U.S. Cl.**
USPC **D29/121.2**

(58) **Field of Classification Search**
USPC D29/10, 11, 100, 101.5, 120.1, 121.1;
D2/711, 713; 128/95.1, 96.1, 98.1, 846,
128/891; 602/67, 72, 73, 96, 108, 114;
2/2, 455; 450/38, 228, 267, 403, 405;
623/7; 604/352, 353, 395
CPC A41D 13/05; A41D 13/0525; A63B 71/08
See application file for complete search history.

FIG. 1 is a perspective (front, top, right) view of my new design in an ankle support, as it would appear applied to the ankle and adjacent areas of the leg and foot of a person; FIG. 2 is a front elevation view of my new design in the ankle support of FIG. 1; FIG. 3 is a left elevation view of my new design in the ankle support of FIG. 1; FIG. 4 is a back elevation view of my new design in the ankle support of FIG. 1; and, FIG. 5 is a right elevation view of my new design in the ankle support of FIG. 1.

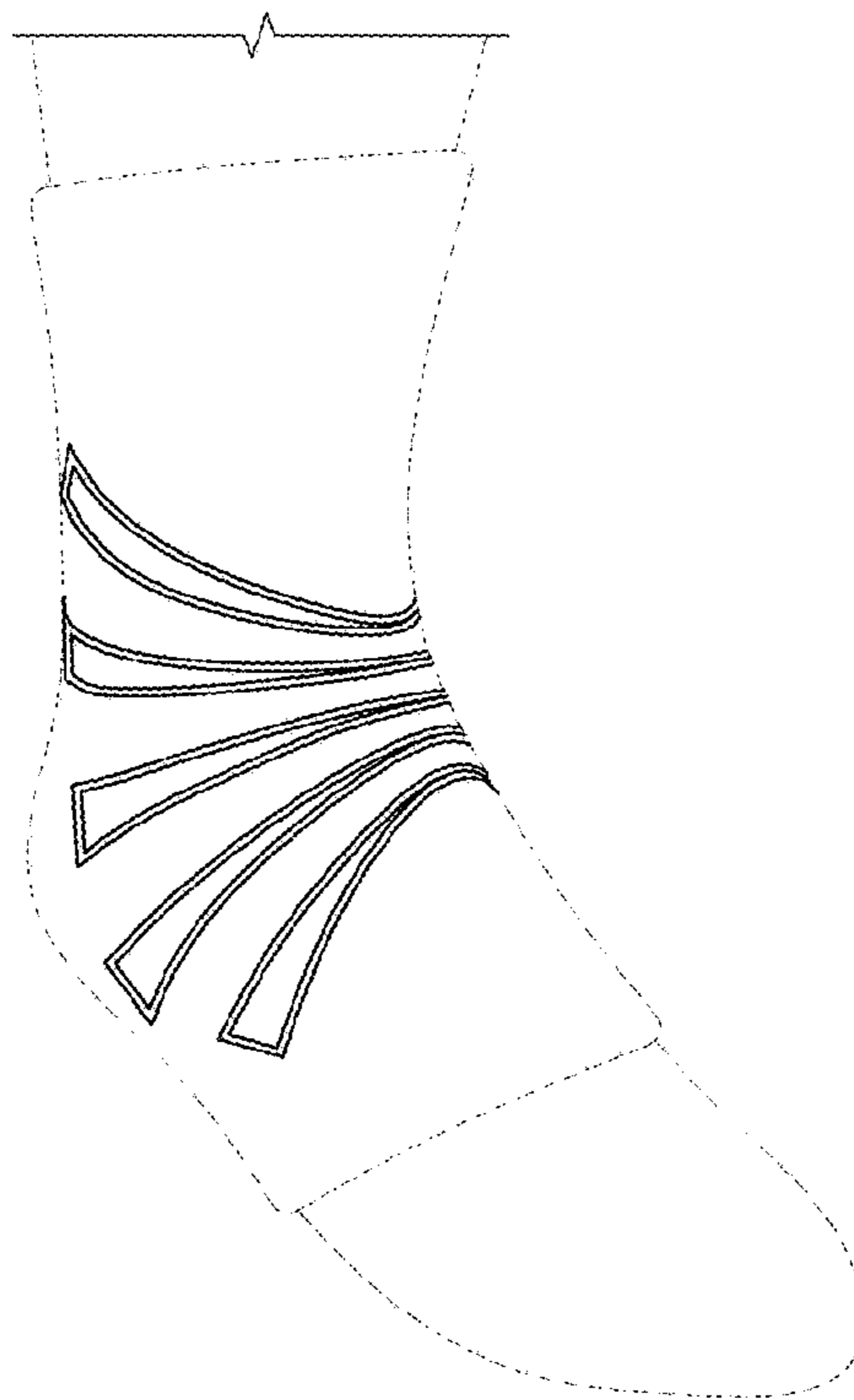
The parts shown by means of broken lines in the drawings are not part of the claimed design. The top elevation view and the bottom elevation view have been omitted because the surfaces of the top and bottom of the product bear no ornamentation.

(56) **References Cited**

U.S. PATENT DOCUMENTS

D487,842 S * 3/2004 Booker, III D2/980
D623,762 S * 9/2010 Chiang D24/192

1 Claim, 3 Drawing Sheets



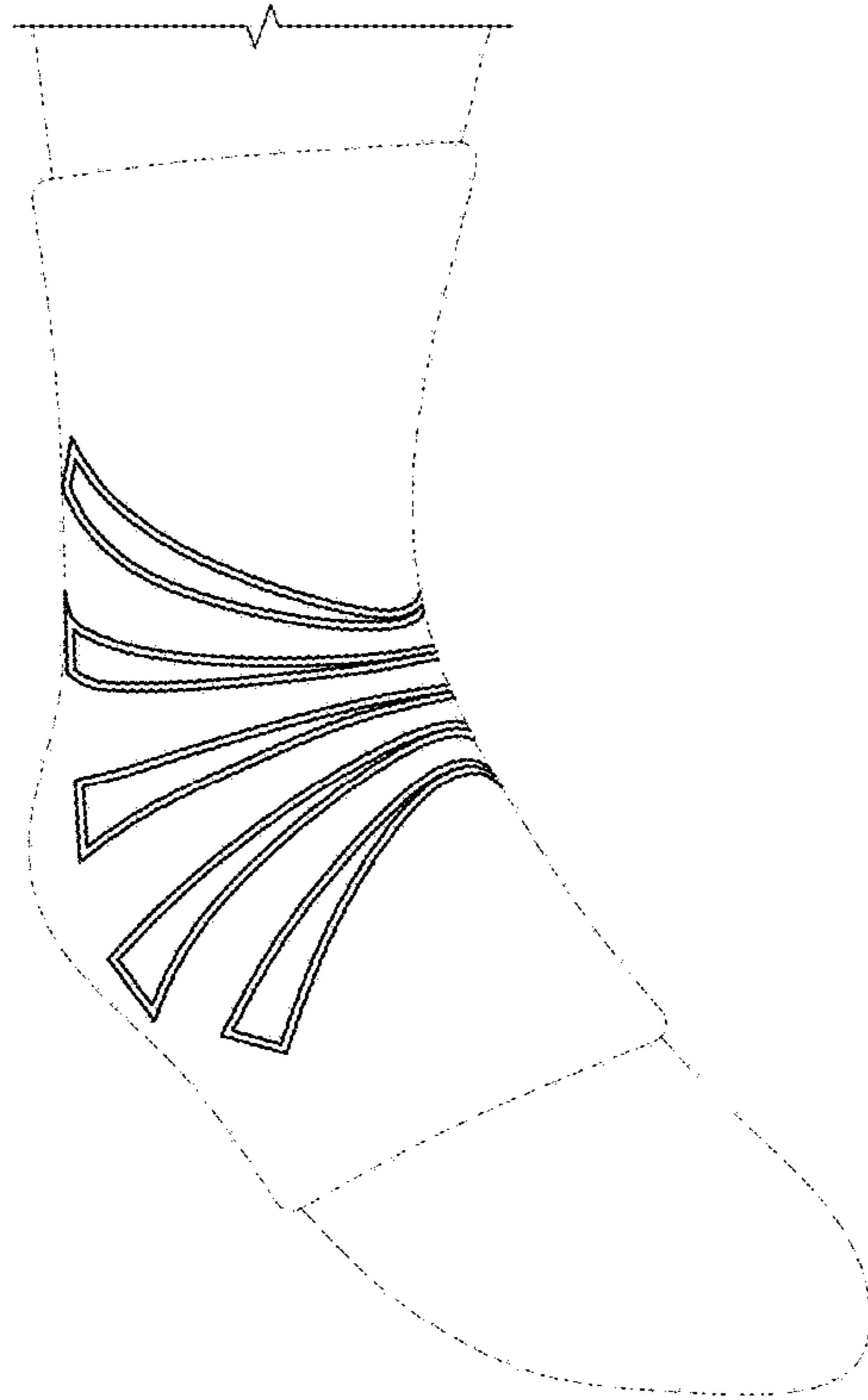


FIG. 1

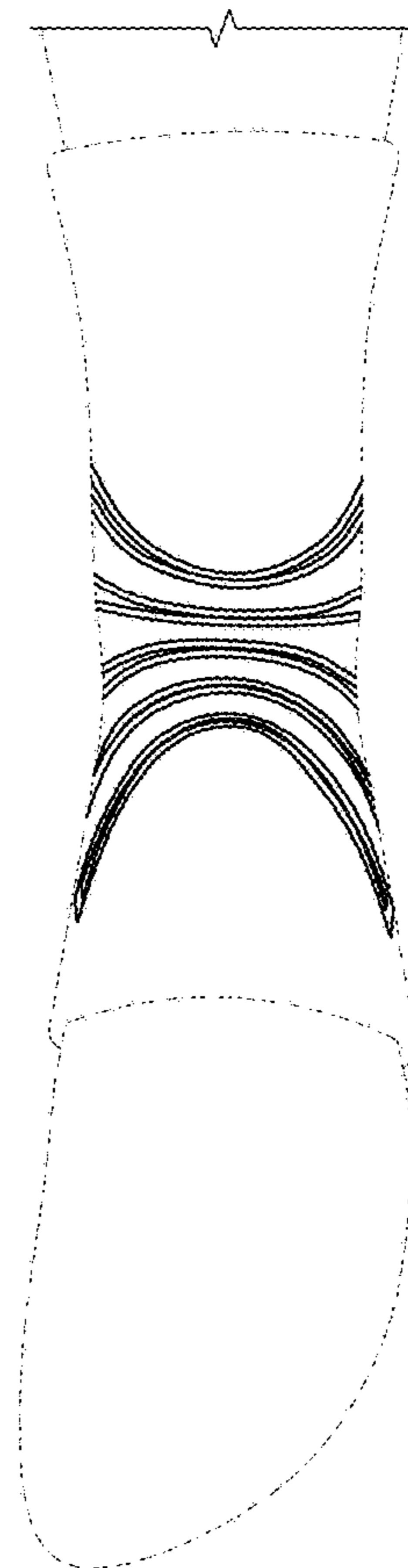


FIG. 2

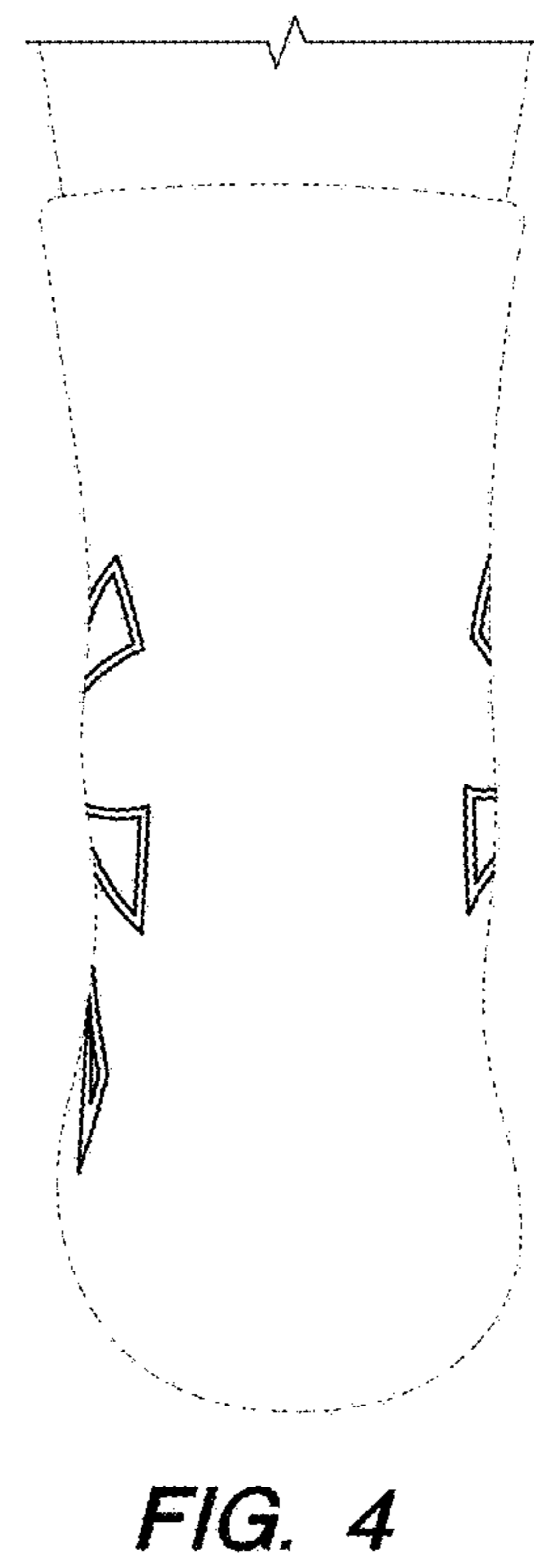




FIG. 5