

US00D841887S

(12) **United States Design Patent** (10) **Patent No.:** **US D841,887 S**  
**Stowers** (45) **Date of Patent:** **\*\* Feb. 26, 2019**

(54) **SHAVING DEVICE**  
(71) Applicant: **David Stowers**, Morristown, NJ (US)  
(72) Inventor: **David Stowers**, Morristown, NJ (US)  
(73) Assignee: **IdeaVillage Products Corporation**,  
Wayne, NJ (US)  
(\*\*) Term: **15 Years**  
(21) Appl. No.: **29/651,132**  
(22) Filed: **Dec. 22, 2017**  
(51) **LOC (11) Cl.** ..... **28-03**  
(52) **U.S. Cl.**  
USPC ..... **D28/50**  
(58) **Field of Classification Search**  
USPC ..... D28/44, 44.1, 49-54  
CPC ..... B26B 19/00-19/107; B26B 19/12; B26B  
19/14-19/148; B26B 19/16-19/18; B26B  
19/20-19/265; B26B 19/28-19/36; B26B  
19/38-19/46  
See application file for complete search history.

(56) **References Cited**  
U.S. PATENT DOCUMENTS  
5,012,576 A \* 5/1991 Johannesson ..... B26B 19/148  
30/133  
D368,984 S \* 4/1996 Nakashima ..... D28/53  
D400,303 S \* 10/1998 Tanaka ..... D28/49  
D503,495 S \* 3/2005 Maeda ..... D28/53  
D513,092 S \* 12/2005 Ajootian ..... D28/53  
D561,941 S \* 2/2008 Khubani ..... D28/53  
D674,144 S \* 1/2013 Yamamoto ..... D28/46  
D674,145 S \* 1/2013 Ino ..... D28/51  
D674,558 S \* 1/2013 Ino ..... D28/53  
D728,159 S \* 4/2015 Szymanski ..... D28/49  
D757,363 S \* 5/2016 Sugiyama ..... D28/53  
D758,663 S \* 6/2016 Van Maanen ..... D28/51  
D758,664 S \* 6/2016 Van Maanen ..... B26B 19/148  
D28/51

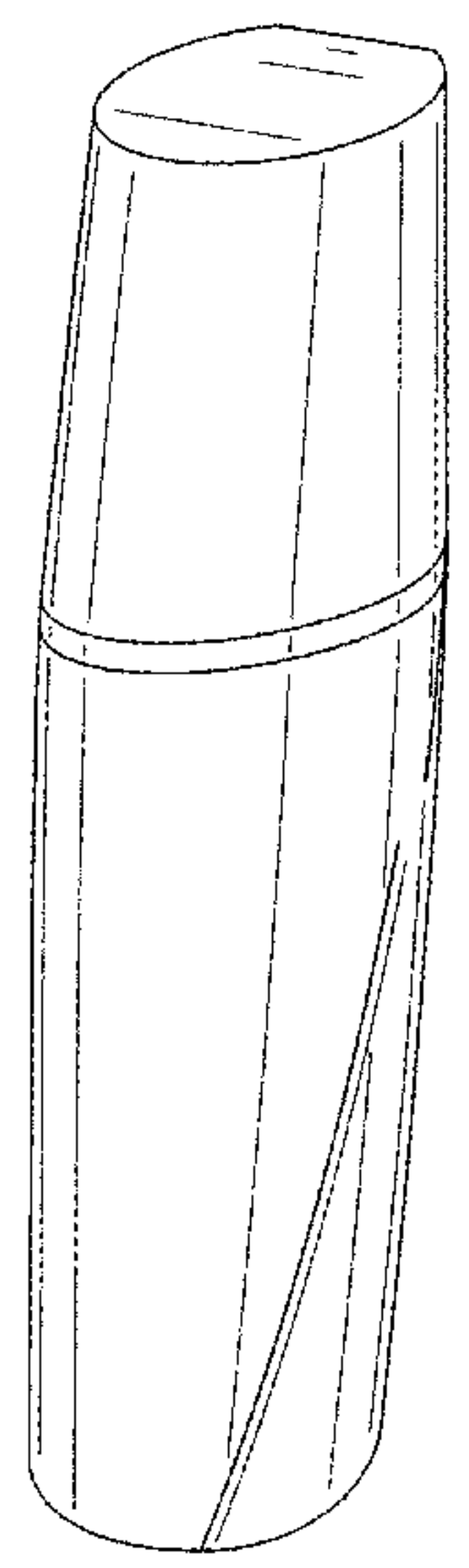
D828,628 S \* 9/2018 Mori ..... D28/53  
D834,253 S \* 11/2018 Khubani ..... D28/50  
D834,254 S \* 11/2018 Khubani ..... B26B 19/3853  
D28/50  
2005/0144783 A1\* 7/2005 Yiu ..... B26B 19/00  
30/29.5  
2017/0203450 A1\* 7/2017 Hitson ..... B26B 19/24  
2018/0290318 A1\* 10/2018 Khubani ..... B26B 19/3853  
2018/0326603 A1\* 11/2018 Moss ..... B26B 19/148  
2018/0333875 A1\* 11/2018 Lau ..... B26B 19/20  
\* cited by examiner

*Primary Examiner* — Jennifer Rivard  
(74) *Attorney, Agent, or Firm* — Dan DeLaRosa

(57) **CLAIM**  
I claim the ornamental design for a shaving device, as shown and described.

**DESCRIPTION**  
FIG. 1 is a front perspective view of a shaving device shown with the cap of the present invention showing my new design;  
FIG. 2 is a front side elevation view thereof;  
FIG. 3 is a back side elevation view thereof;  
FIG. 4 is a side elevation view thereof;  
FIG. 5 is another side elevation view thereof;  
FIG. 6 is a top plan view thereof;  
FIG. 7 is a bottom plan view thereof;  
FIG. 8 is a perspective view of the shaving device shown without the cap;  
FIG. 9 is a front side view of FIG. 8;  
FIG. 10 is a back side view of FIG. 8;  
FIG. 11 is a side view of FIG. 8;  
FIG. 12 is another side view of FIG. 8;  
FIG. 13 is a top plan view of FIG. 8; and,  
FIG. 14 is a bottom plan view of FIG. 8.  
The shaving device is shown with and without the cap for convenience of illustration.

**1 Claim, 12 Drawing Sheets**






FIG. 1




FIG. 2

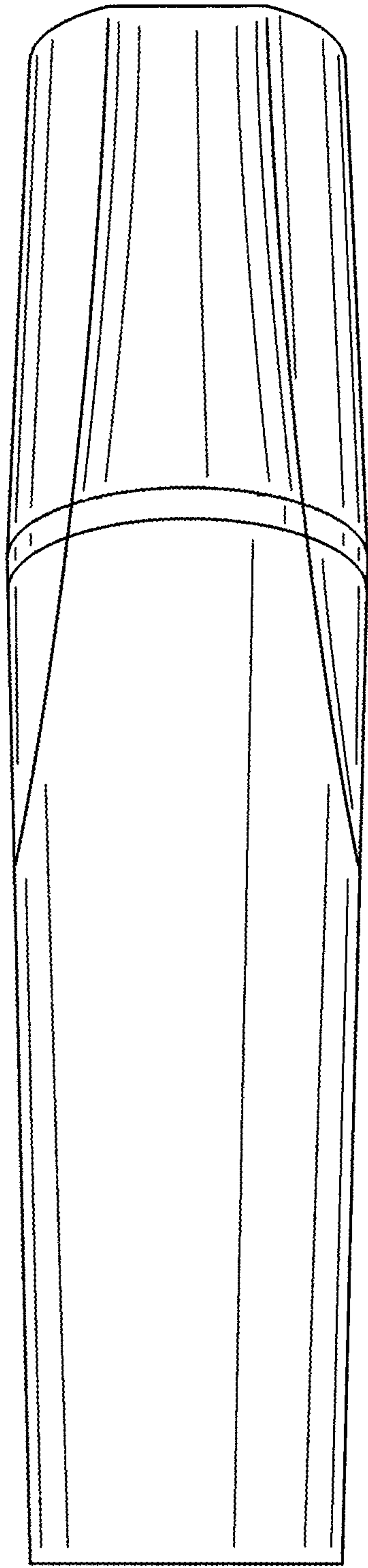


FIG. 3




FIG. 4




FIG. 5

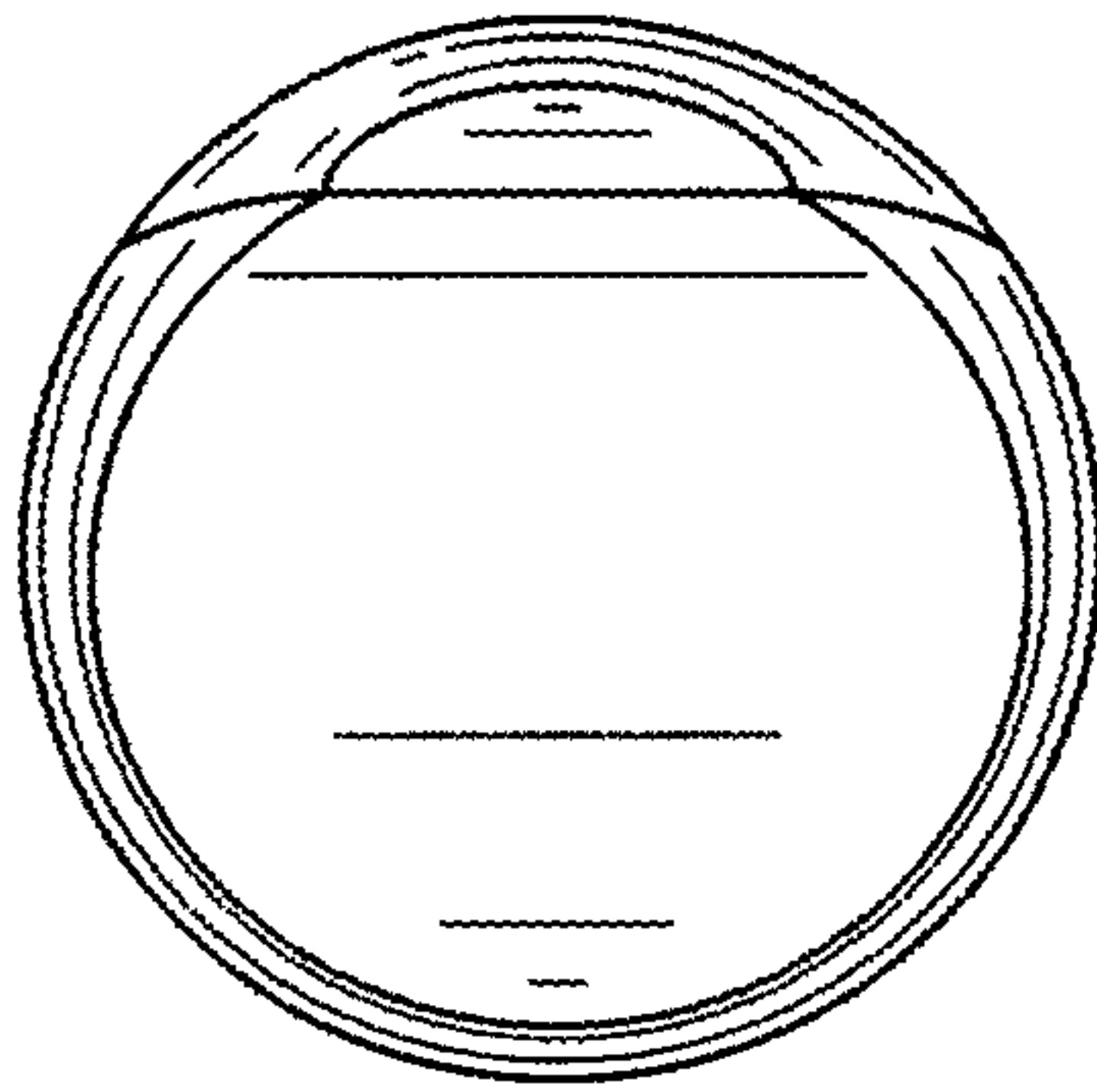


FIG. 6

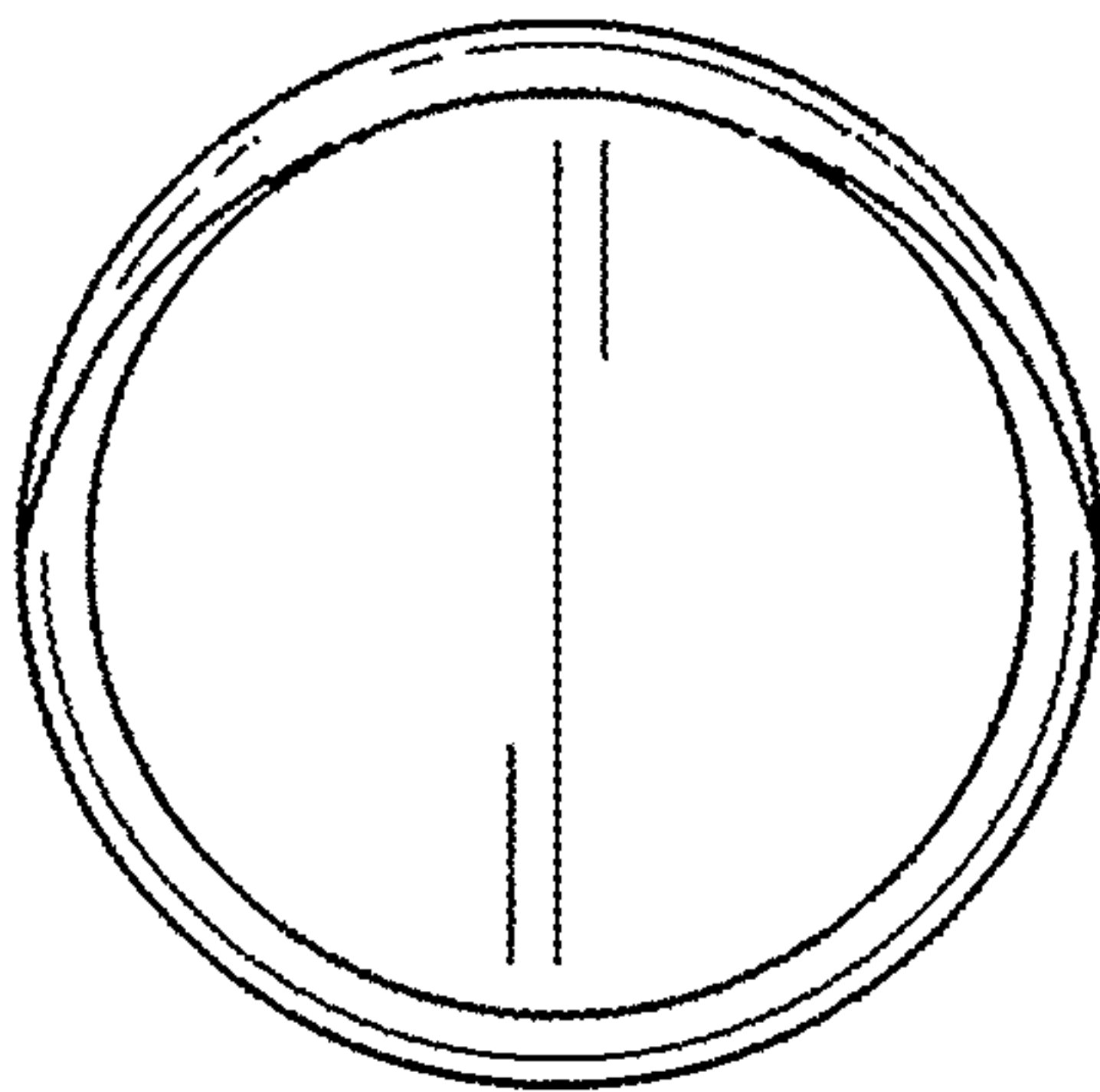


FIG. 7






FIG. 8



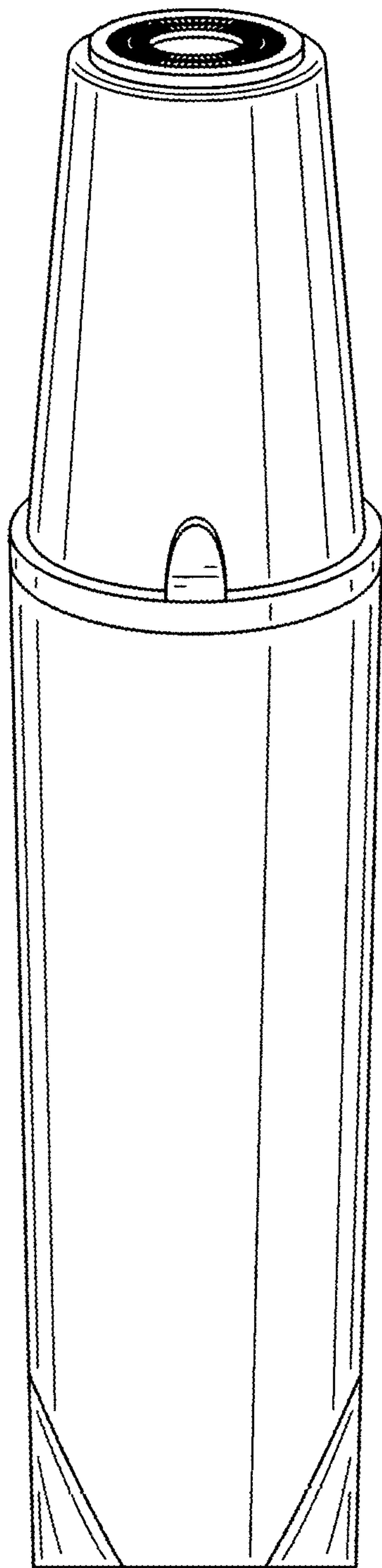


FIG. 9

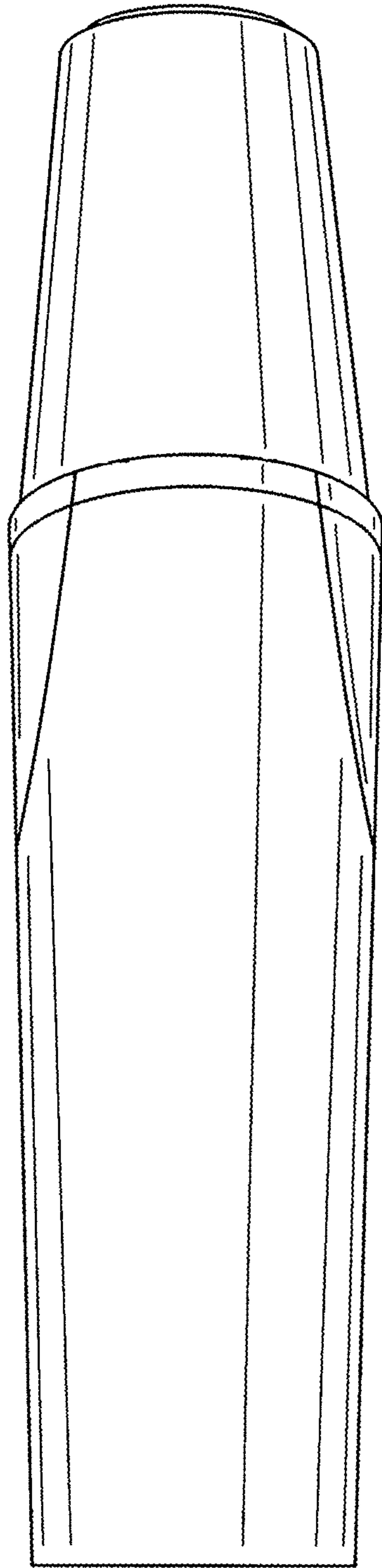


FIG.10

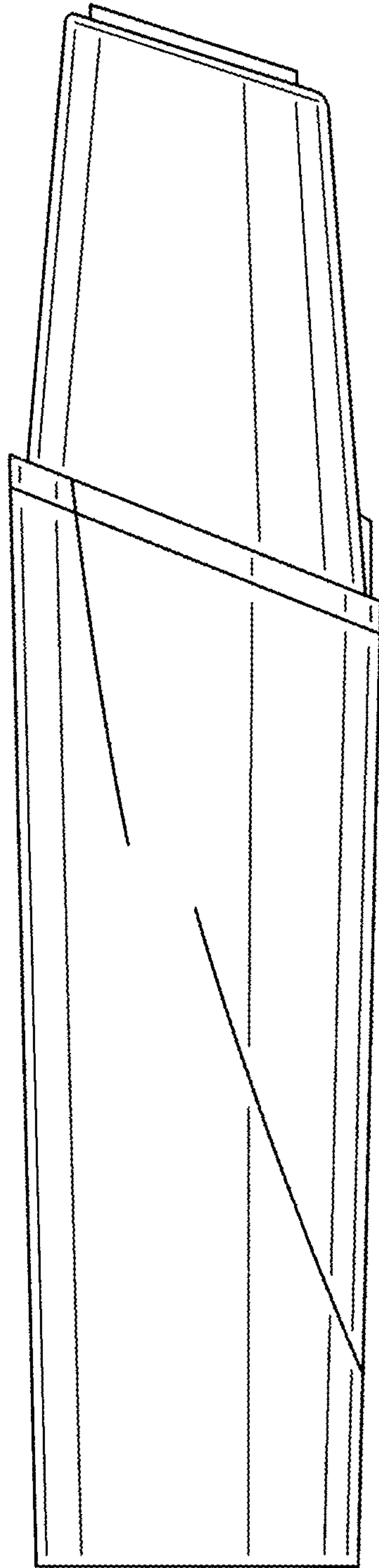


FIG. 11

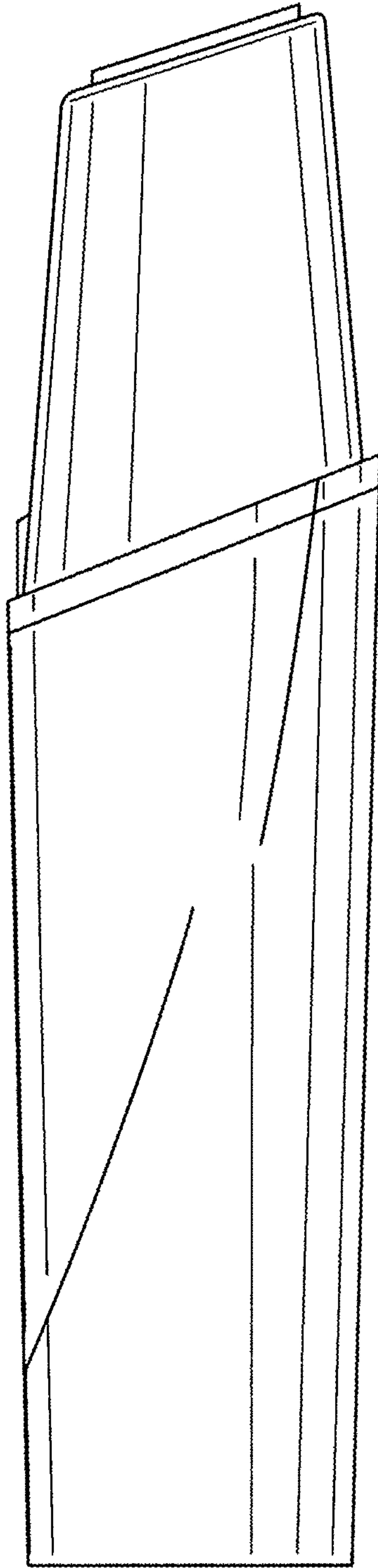


FIG. 12

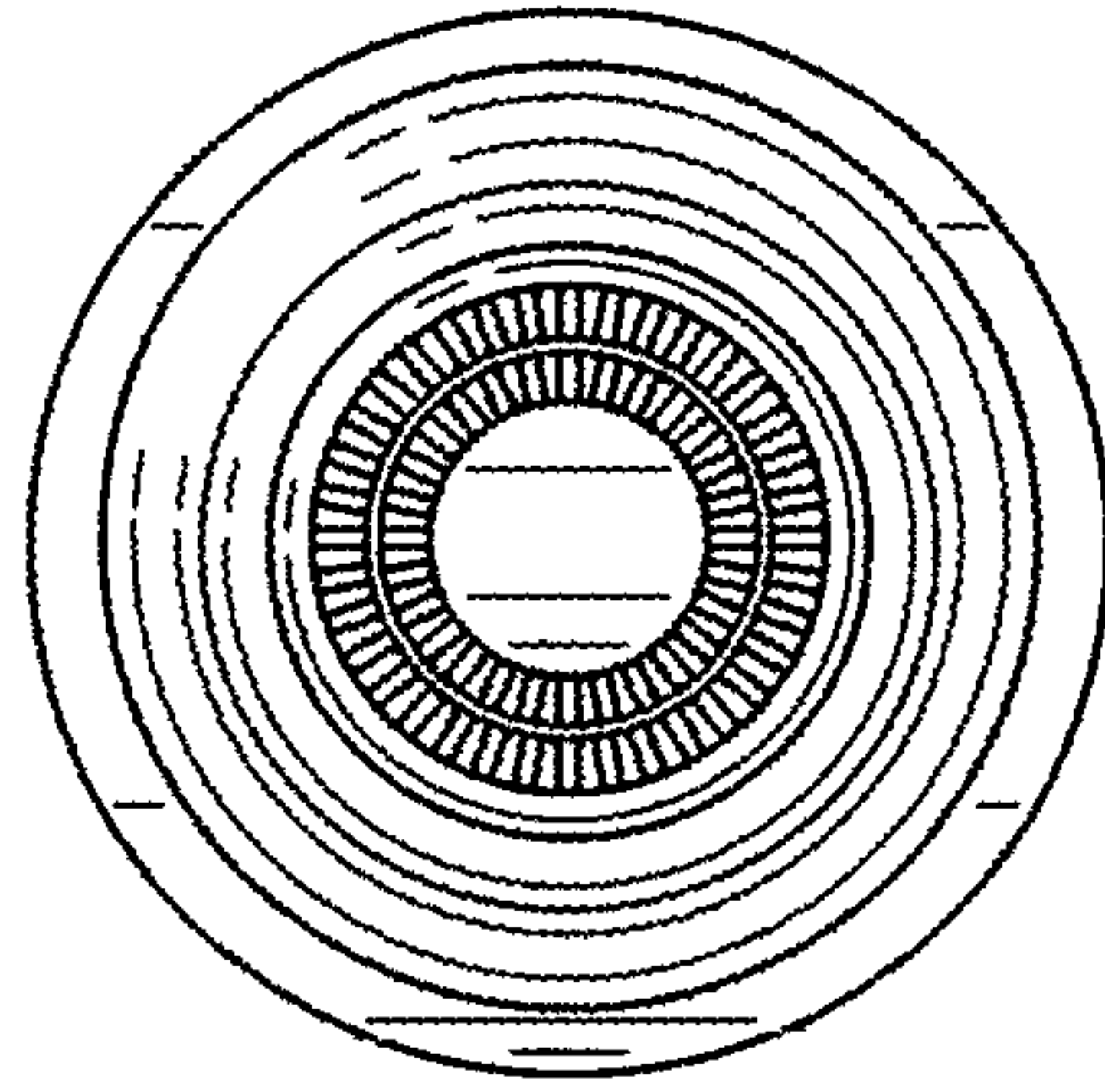


FIG. 13

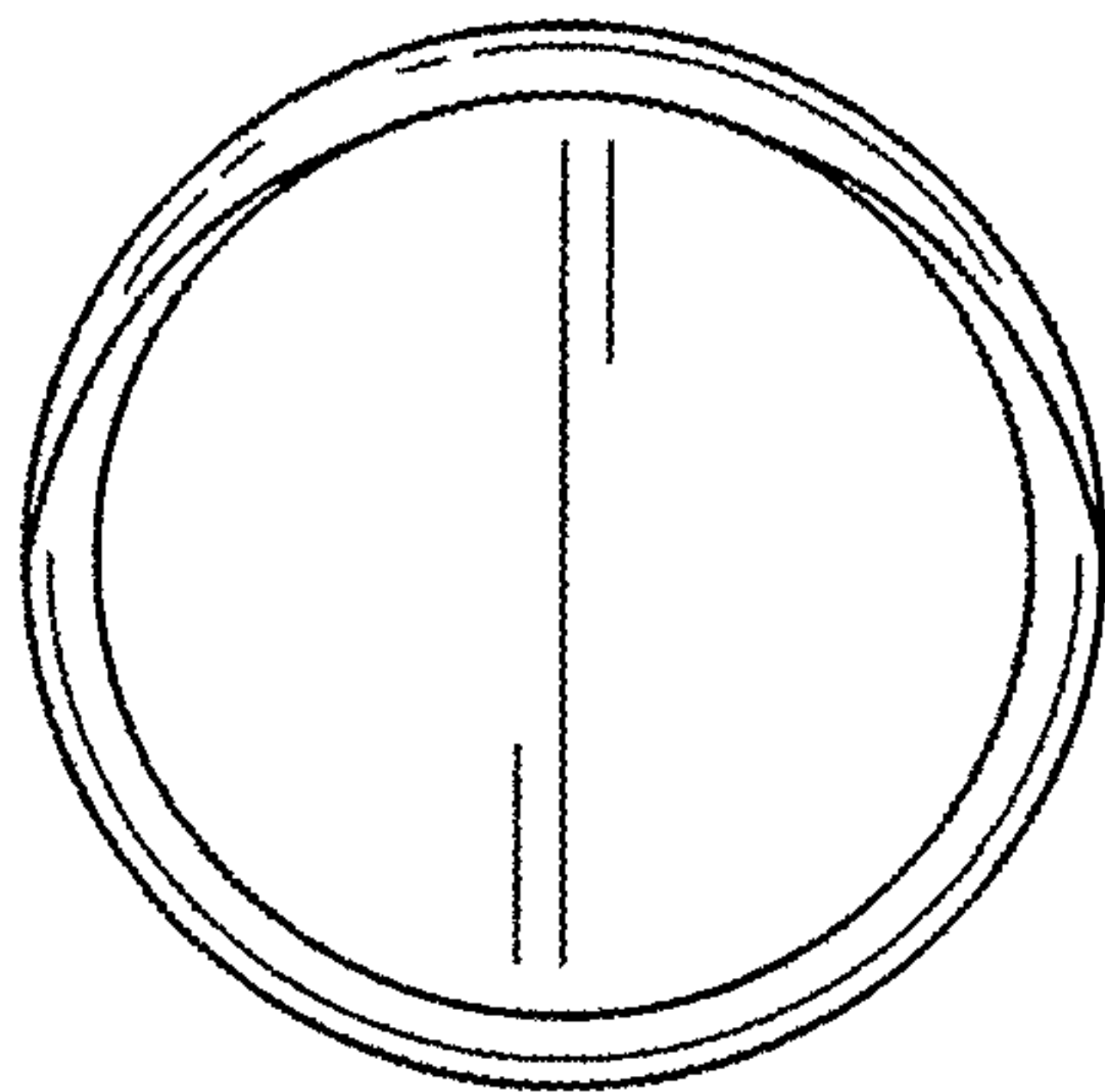


FIG. 14