

US00D841878S

(12) **United States Design Patent** (10) **Patent No.:** **US D841,878 S**
Shaeffer (45) **Date of Patent:** **** Feb. 26, 2019**

(54) **VEHICLE LAMP BEZEL COVER**
(71) Applicant: **R&S Shaeffer Properties LLC**, Ector,
TX (US)
(72) Inventor: **Ricky David Shaeffer**, Bonham, TX
(US)
(**) Term: **15 Years**
(21) Appl. No.: **29/637,054**
(22) Filed: **Feb. 13, 2018**

D564,130 S * 3/2008 Conway D26/139
D576,765 S * 9/2008 Song D26/139
D595,895 S * 7/2009 Lamm D26/139
(Continued)

FOREIGN PATENT DOCUMENTS

CN 201803296 U 4/2011
CN 302002531 7/2012
CN 302512491 7/2013
(Continued)

OTHER PUBLICATIONS

“Outdoor Super Flexible Vehicle Accent LED Light Strip—
Weatherproof LED Tape Light for Radially Curved Surfaces—1
Chip SMD LED 3528”, retrieved from <https://www.superbrightleds.com/moreinfo/top-emitting/outdoor-wuper-flexible-vehicle-accent-led-light-strip-weatherproof-led-tape-light-for-radically-curved-surfaces> on Oct. 19, 2016.

Primary Examiner — Marcus A Jackson
(74) *Attorney, Agent, or Firm* — Maschoff Brennan

Related U.S. Application Data

(63) Continuation of application No. 29/575,266, filed on
Aug. 23, 2016, now Pat. No. Des. 813,444.
(51) **LOC (11) Cl.** **26-99**
(52) **U.S. Cl.**
USPC **D26/139**
(58) **Field of Classification Search**
USPC D26/28–36, 139; 362/80–83, 267–269,
362/459–468, 475–478, 485–487
CPC B60Q 1/02; B60Q 1/04; B60Q 1/26; F21S
48/00; F21S 48/10; F21S 48/115; F21S
48/225; F21S 48/1233; F21S 48/1266;
F21S 48/1388; F21S 48/2268; F21V
21/04

See application file for complete search history.

(57) **CLAIM**

The ornamental design for a vehicle lamp bezel cover, as
shown and described.

DESCRIPTION

FIG. 1 is a perspective view of an embodiment of a vehicle
lamp bezel cover;
FIG. 2 is a front view of the vehicle lamp bezel cover of FIG.
1;
FIG. 3 is a back view of the vehicle lamp bezel cover of FIG.
1;
FIG. 4 is a first side-view of the vehicle lamp bezel cover of
FIG. 1;
FIG. 5 is a second side-view of the vehicle lamp bezel cover
of FIG. 1;
FIG. 6 is a third side-view of the vehicle lamp bezel cover
of FIG. 1; and,

(Continued)

(56) **References Cited**

U.S. PATENT DOCUMENTS

4,084,084 A 4/1978 Alien
D285,812 S 9/1986 Green, Jr.
D305,529 S 1/1990 Milby et al.
5,931,573 A 8/1999 Knox
D419,703 S 1/2000 Diller, Jr.
D439,183 S 3/2001 Diller, Jr.
D449,393 S 10/2001 Yamamoto et al.
D499,202 S * 11/2004 Tsai D26/139
D513,644 S * 1/2006 Ruzicka D26/139

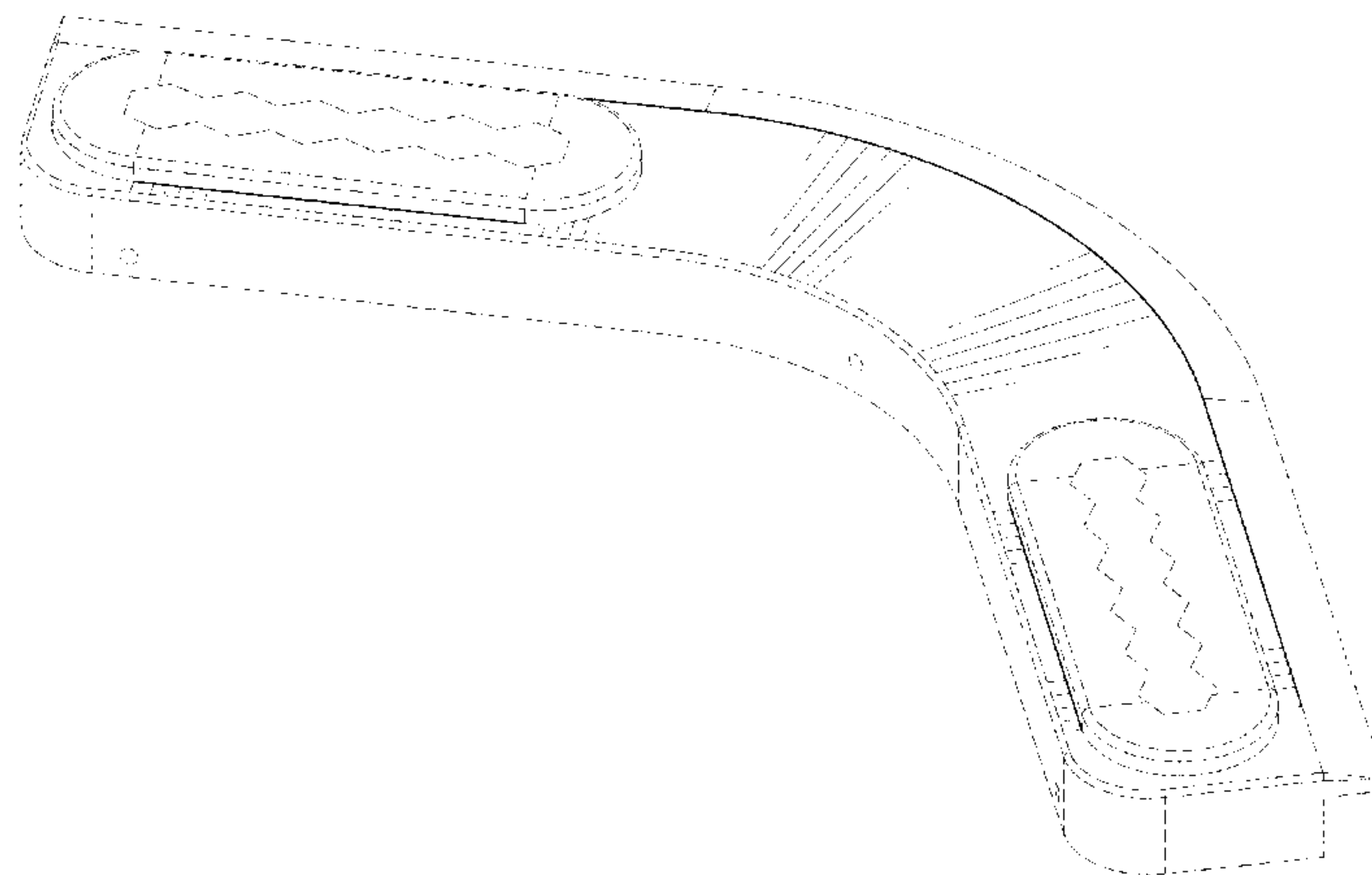


FIG. 7 is a fourth side-view of the vehicle lamp bezel cover of FIG. 1.

1 Claim, 5 Drawing Sheets

(56) **References Cited**

U.S. PATENT DOCUMENTS

D752,465 S 3/2016 Sievers et al.
2002/0008617 A1 1/2002 Lee

FOREIGN PATENT DOCUMENTS

CN 103615678 B 7/2016
CN 303808408 8/2016
WO D073240-003 3/2010
WO D073240-004 3/2010
WO D073240-005 3/2010

* cited by examiner

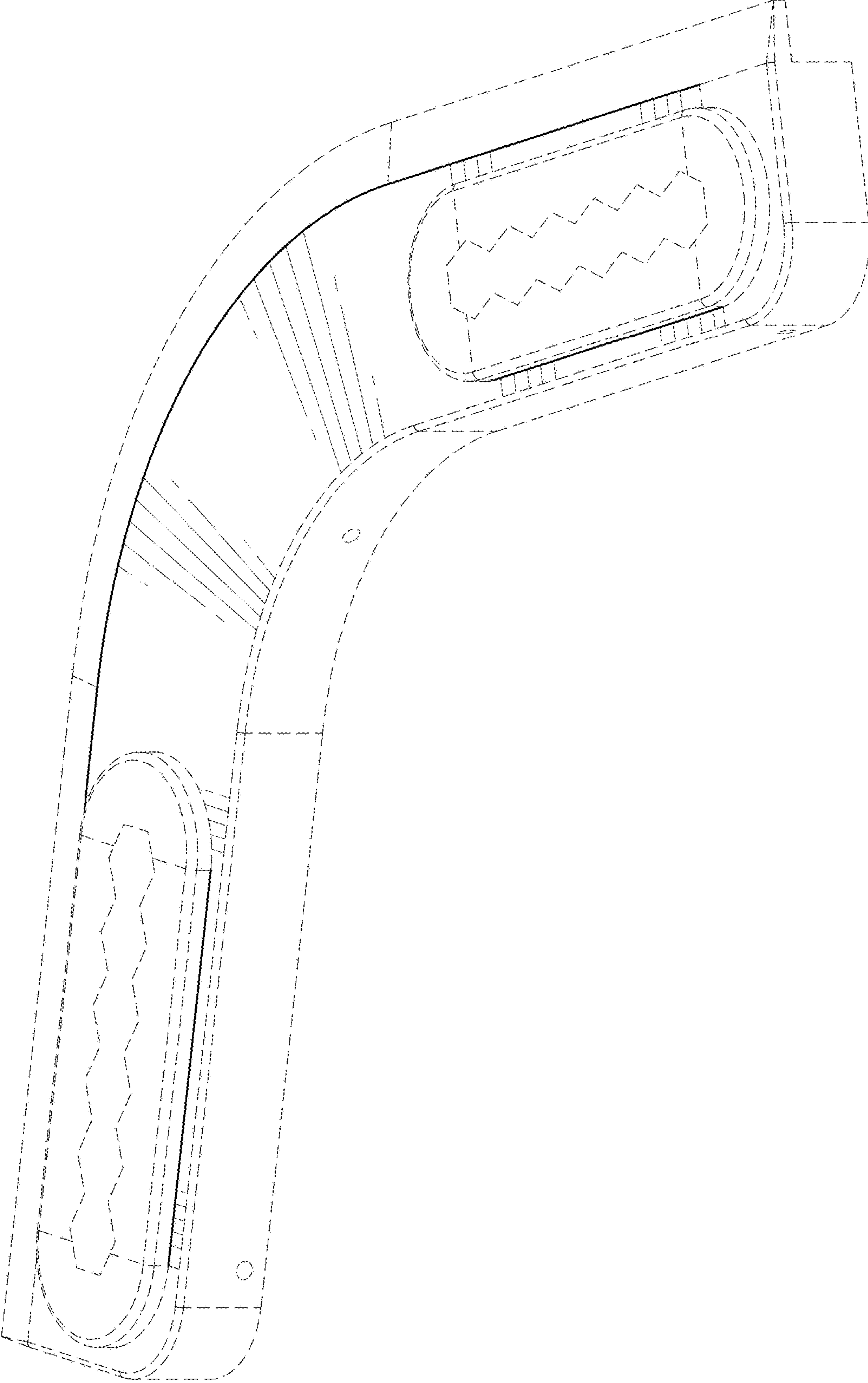


FIG. 1

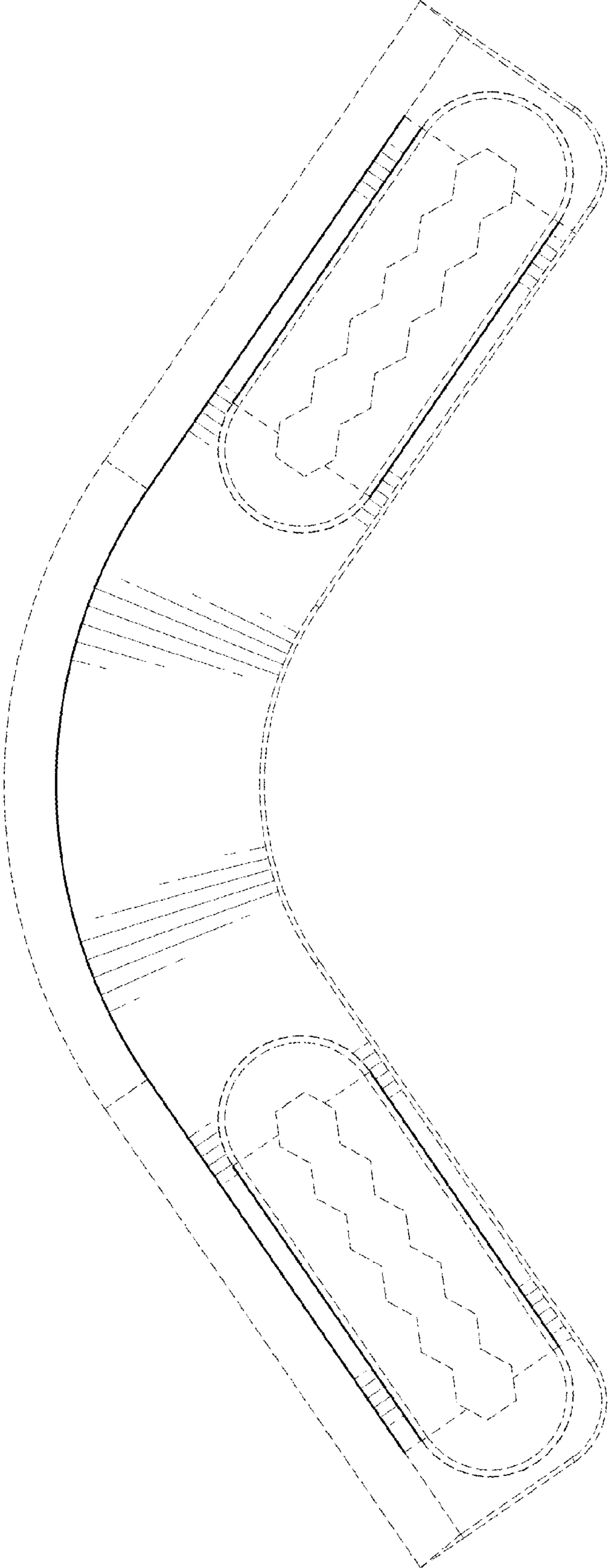


FIG. 2

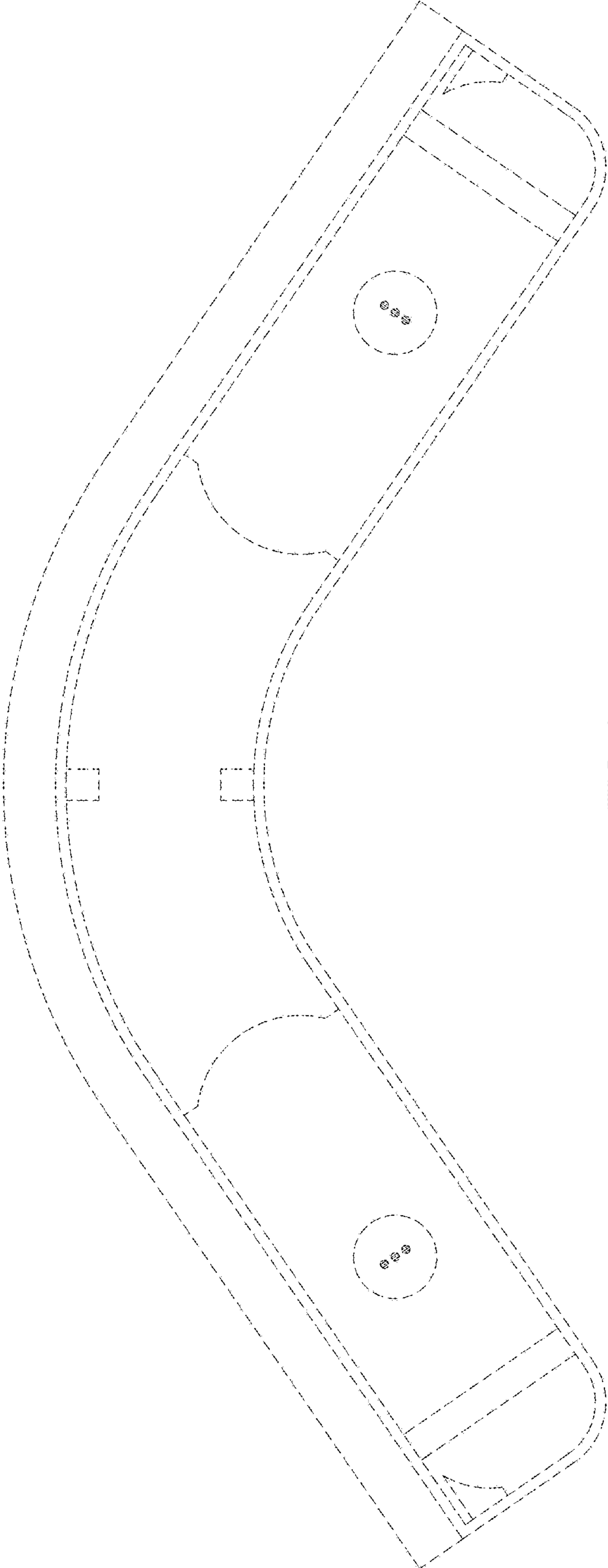


FIG. 3




FIG. 4




FIG. 5

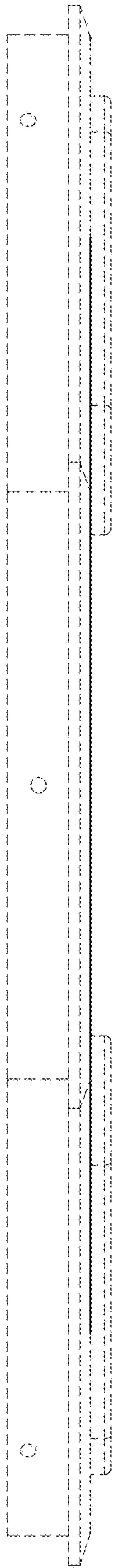


FIG. 6

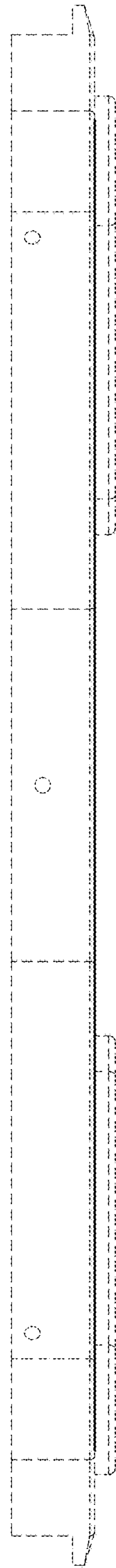


FIG. 7