



US00D841862S

(12) **United States Design Patent**
Lee et al.

(10) **Patent No.:** **US D841,862 S**
(45) **Date of Patent:** **** Feb. 26, 2019**

(54) **LIGHTING FIXTURE**

(71) Applicant: **Ladies & Gentleman Studio, Inc.,**
Brooklyn, NY (US)

(72) Inventors: **Jean Hui Chun Lee,** Brooklyn, NY
(US); **Dylan Davis,** Brooklyn, NY (US)

(73) Assignee: **Ladies & Gentlemen Studio, Inc.,**
Brooklyn, NY (US)

(**) Term: **15 Years**

(21) Appl. No.: **29/627,655**

(22) Filed: **Nov. 29, 2017**

Related U.S. Application Data

(62) Division of application No. 29/603,613, filed on May 11, 2017, now Pat. No. Des. 810,347, which is a division of application No. 29/573,084, filed on Aug. 2, 2016, now Pat. No. Des. 790,106, which is a division of application No. 29/524,770, filed on Apr. 23, 2015, now Pat. No. Des. 766,491.

(51) **LOC (11) Cl.** **26-03**

(52) **U.S. Cl.**
USPC **D26/84**

(58) **Field of Classification Search**
USPC D26/80-91, 118
CPC F21S 8/03; F21S 8/033; F21S 8/036; F21S 8/04; F21S 8/043; F21S 8/046; F21S 8/06; F21S 8/061; F21S 8/063; F21S 8/065; F21S 8/068; F21V 1/04; F21V 1/06; F21V 1/12; F21V 3/02; F21V 3/023; F21V 5/06

See application file for complete search history.

(56) **References Cited**

U.S. PATENT DOCUMENTS

D73,675 S * 10/1927 Solomon D26/88
D89,305 S * 2/1933 Hale D26/88

D167,080 S * 6/1952 Huegel D26/88
5,025,357 A * 6/1991 Maurer F21S 2/00
362/249.01
5,158,360 A * 10/1992 Banke F21S 8/068
362/391
5,726,706 A * 3/1998 Walsh G08B 13/19619
348/151
D400,287 S * 10/1998 Littman D26/88
D504,973 S * 5/2005 Chen D26/118
D588,297 S * 3/2009 Rubin D26/128
D596,335 S * 7/2009 Sabernig D26/88
D620,178 S * 7/2010 Sabernig D26/84
D641,096 S * 7/2011 Markle D26/88
D663,883 S * 7/2012 Johnson D26/73
D788,348 S * 5/2017 Hendifar D26/84
D804,700 S * 12/2017 Hendifar D26/88
D818,179 S * 5/2018 Amato D26/88
D820,502 S * 6/2018 Hoffmann D26/88
D821,631 S * 6/2018 Gambrel D26/88
2007/0127234 A1 * 6/2007 Jervey, III F21S 8/06
362/147

* cited by examiner

Primary Examiner — Clare E Heflin

(74) *Attorney, Agent, or Firm* — Timothy W. Menasco,
Esq.; Harter Secrest & Emery LLP

(57) **CLAIM**

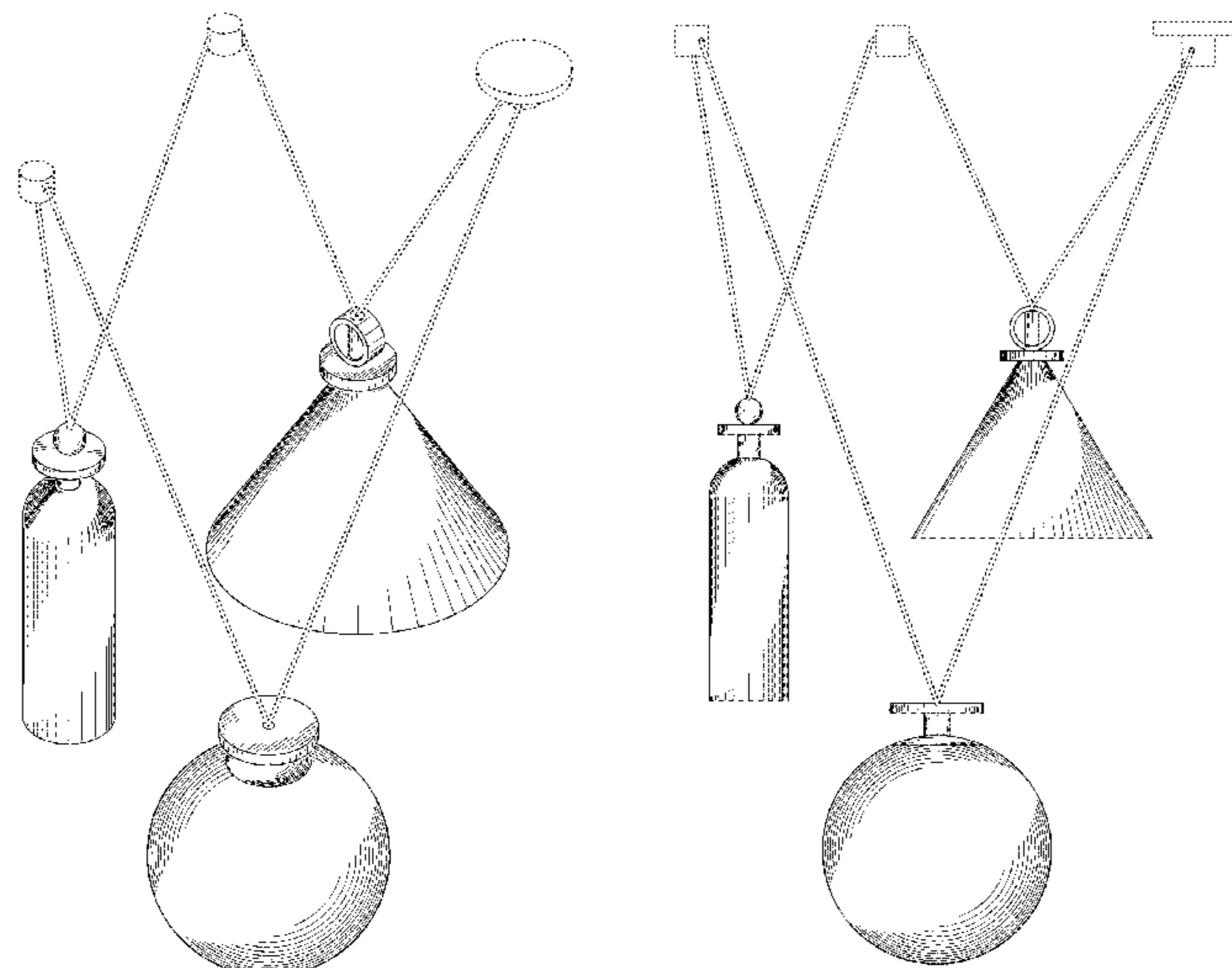
The ornamental design for a lighting fixture, as shown and described.

DESCRIPTION

FIG. 1 is front, top and one side perspective view of a lighting fixture in accordance with the present invention; FIG. 2 is a front elevation view thereof; and, FIG. 3 is a rear, bottom and opposite side perspective view thereof.

The broken lines shown on the drawings depict portions of the lighting fixture that form no part of the claimed design.

1 Claim, 3 Drawing Sheets






FIG. 1

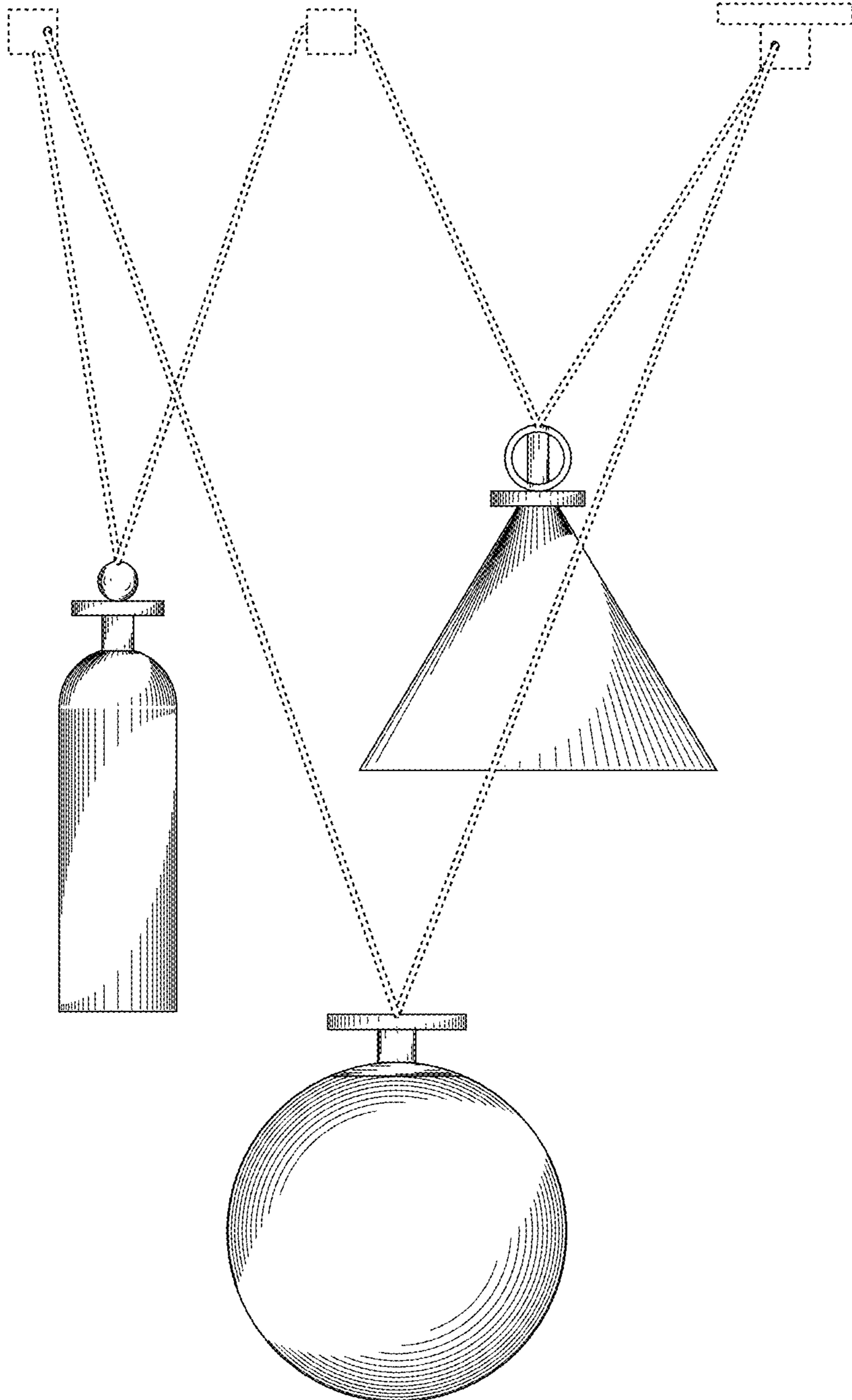


FIG. 2

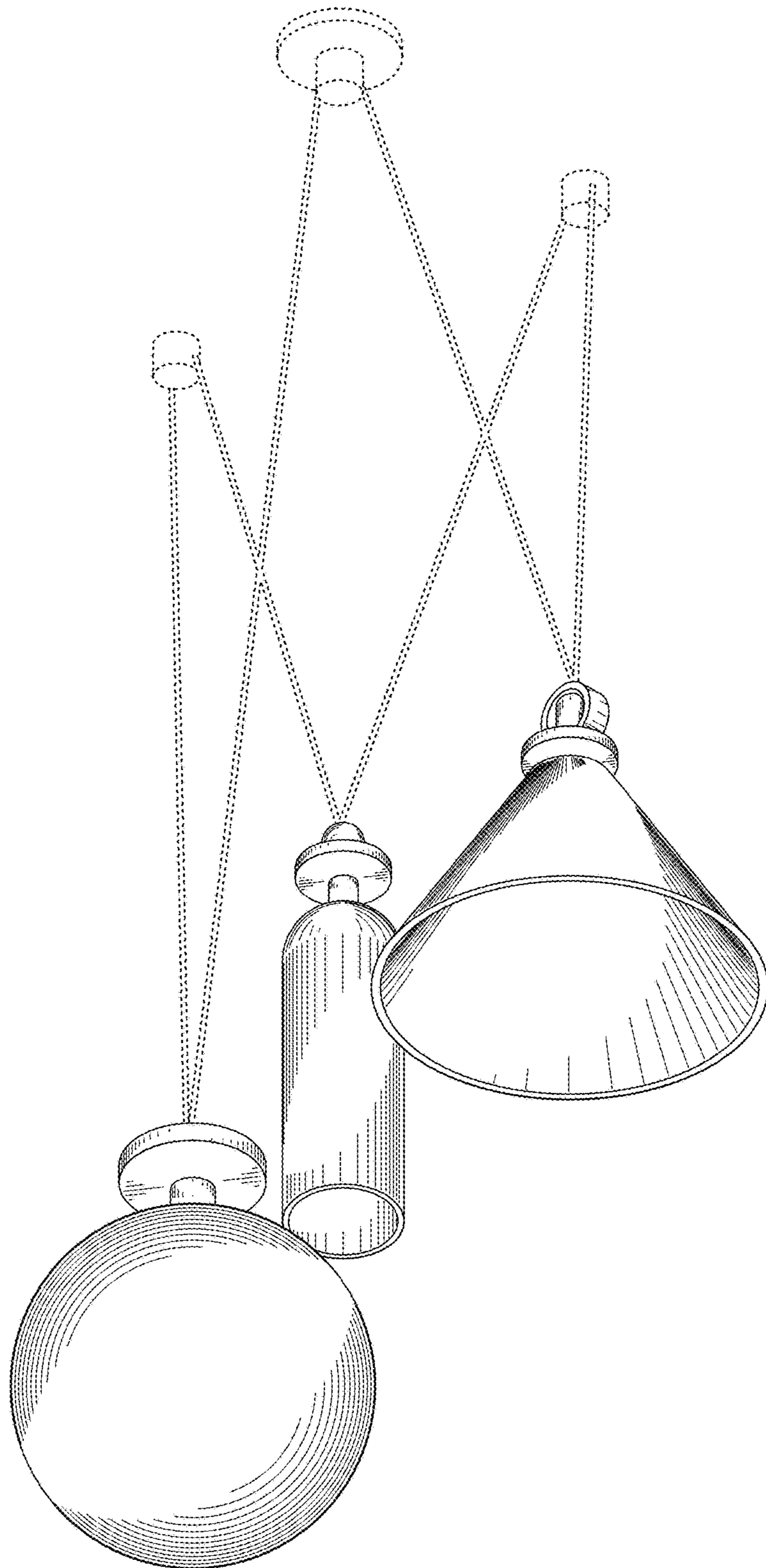


FIG. 3