



US00D841842S

(12) **United States Design Patent** (10) **Patent No.:** **US D841,842 S**
Lee (45) **Date of Patent:** **** Feb. 26, 2019**

(54) PUCK CANDLE	6,203,313 B1 * 3/2001 Holmes F23D 3/16 431/288
(71) Applicant: Herb Family Co., Ltd., Chungcheonbuk-do (KR)	6,551,099 B1 * 4/2003 Kapinski F23D 3/16 431/126
(72) Inventor: Yong Woo Lee, Chungcheonbuk-do (KR)	7,718,241 B2 * 5/2010 Wittmeyer, Jr. B42D 5/003 156/196
(73) Assignee: HERB FAMILY CO., LTD, Chungcheonbuk-Do (KR)	D719,715 S * 12/2014 Kesselman D99/37 D735,255 S * 7/2015 Sickinger D15/144.2
(**) Term: 15 Years	2005/0214704 A1 * 9/2005 Pappas F23D 3/16 431/126
	2008/0070174 A1 * 3/2008 Moeller C11C 5/008 431/289
	2014/0134554 A1 * 5/2014 Hurst C11C 5/008 431/289

(21) Appl. No.: **29/646,106**
(22) Filed: **May 1, 2018**

Related U.S. Application Data

(63) Continuation of application No. 29/529,631, filed on Jun. 9, 2015.
(51) **LOC (11) Cl.** **26-01**
(52) **U.S. Cl.**
USPC **D26/6**
(58) **Field of Classification Search**
USPC D26/6-10, 16, 20, 22, 23; D23/362, 366,
D23/367; D20/29, 37; D21/469, 471
CPC F21V 35/00; F21V 37/0095; B65D 41/12;
B65D 41/42; C11C 5/008; C11C 5/006;
A61L 9/12
See application file for complete search history.

(56) **References Cited**

U.S. PATENT DOCUMENTS

D209,487 S * 12/1967 Cumrine D26/6
D216,569 S * 2/1970 Reiher D26/6
D216,652 S * 2/1970 Reiher D26/6
D216,743 S * 3/1970 Reiher D26/6
D420,060 S * 2/2000 Yamazaki D21/471

* cited by examiner

Primary Examiner — Ian Simmons

Assistant Examiner — Keith Frank

(74) *Attorney, Agent, or Firm* — Lucas & Mercanti, LLP

(57) **CLAIM**

The ornamental design for a puck candle, as shown and described.

DESCRIPTION

The patent or application file contains at least one drawing executed in color. Copies of this patent or patent application publication with color drawing(s) will be provided by the Office upon request and payment of the necessary fee.

FIG. 1 is a perspective view of a puck candle showing our new design;

FIG. 2 is a front view thereof;

FIG. 3 is a rear view thereof;

FIG. 4 is a left side view thereof;

FIG. 5 is a right side view thereof;

FIG. 6 is a top plan view thereof; and,

FIG. 7 is bottom view thereof.

1 Claim, 7 Drawing Sheets
(7 of 7 Drawing Sheet(s) Filed in Color)





Fig. 1




Fig. 2




Fig. 3




Fig. 4




Fig. 5




Fig. 6




Fig. 7

