



US00D841838S

(12) **United States Design Patent** (10) **Patent No.:** **US D841,838 S**  
**Meinders et al.** (45) **Date of Patent:** **\*\* Feb. 26, 2019**

(54) **FILAMENT**  
(71) Applicant: **Mohawk Industries, Inc.**, Calhoun, GA (US)  
(72) Inventors: **Maarten Meinders**, Dalton, GA (US); **Paul Pustolski**, Newark, DE (US)  
(73) Assignee: **Mohawk Industries, Inc.**, Calhoun, GA (US)  
(\*\*) Term: **15 Years**  
(21) Appl. No.: **29/583,406**  
(22) Filed: **Nov. 4, 2016**  
(51) **LOC (11) Cl.** ..... **26-04**  
(52) **U.S. Cl.**  
USPC ..... **D26/2**  
(58) **Field of Classification Search**  
USPC ..... D26/1-4; 313/313, 315, 316, 317, 318, 313/493; 315/52, 53, 56, 57, 58  
CPC ..... H01R 5/00; H01R 13/46; H01R 13/514; H01R 31/048; H01R 31/02; H01J 5/00; H01J 5/16; H01J 15/00; H01J 5/48; H01J 5/50; H01J 19/54; F21V 5/00  
See application file for complete search history.

5,190,821 A 3/1993 Jackson et al.  
5,208,106 A 5/1993 Tung et al.  
5,208,107 A 5/1993 Yeh et al.  
5,230,957 A 7/1993 Lin et al.  
5,279,897 A 1/1994 Jackson et al.  
(Continued)

**FOREIGN PATENT DOCUMENTS**

EP 625219 B1 2/1998  
*Primary Examiner* — Marcus Jackson  
(74) *Attorney, Agent, or Firm* — Meunier Carlin & Curfman LLC

(57) **CLAIM**

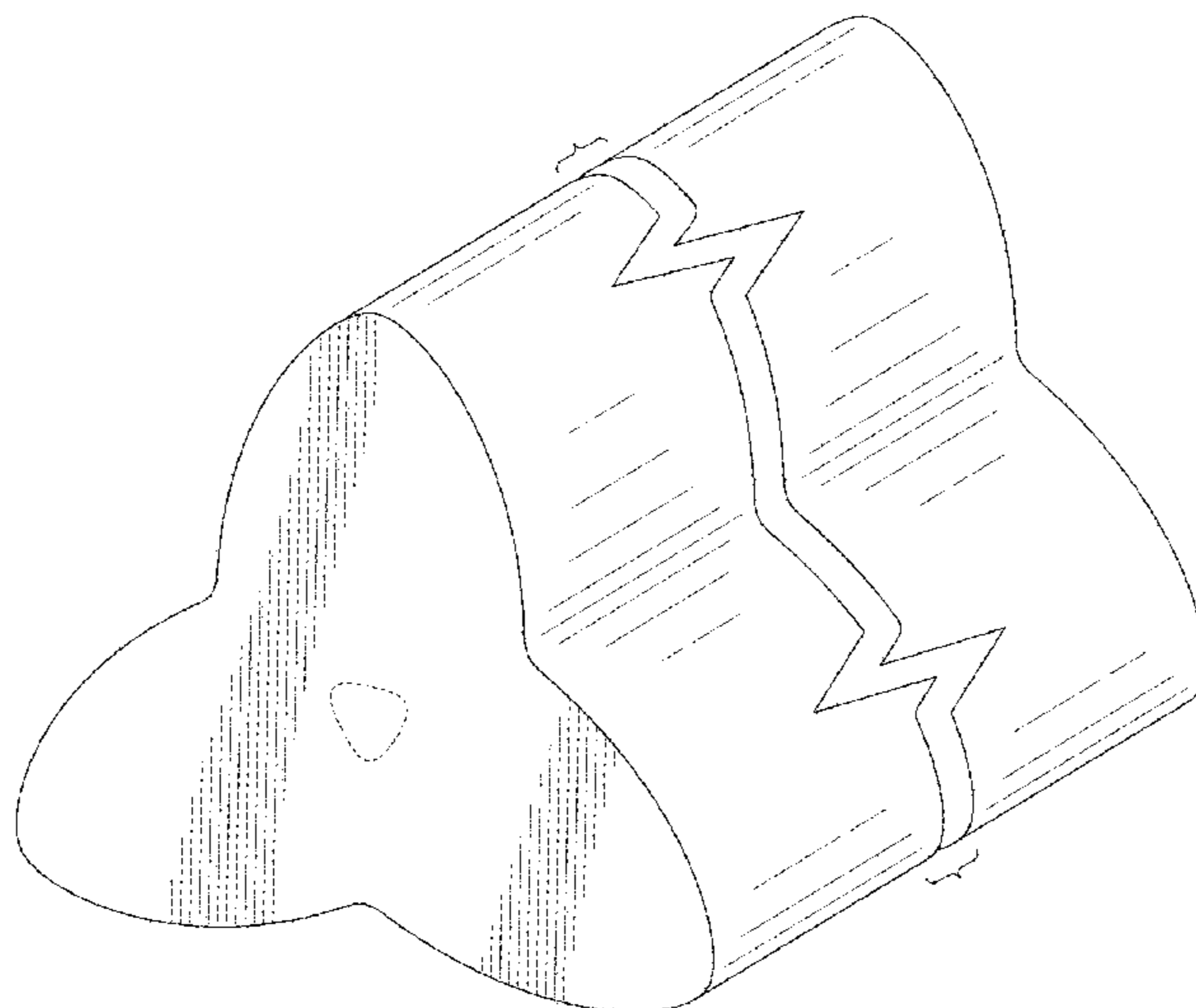
The ornamental design for a filament, as shown and described.

**DESCRIPTION**

FIG. 1 is a perspective view of a first embodiment of our new design;  
FIG. 2 is a front view of the design shown in FIG. 1, the rear view being a mirror image of the front view;  
FIG. 3 is a left side view of the design shown in FIG. 1, the right side view being a mirror image of the left side view;  
FIG. 4 is a top view of the design shown in FIG. 1;  
FIG. 5 is a bottom view of the design shown in FIG. 1;  
FIG. 6 is a perspective view of a second embodiment of our new design;  
FIG. 7 is a front view of the design shown in FIG. 6, the rear view being a mirror image of the front view;  
FIG. 8 is a left side view of the design shown in FIG. 6, the right side view being a mirror image of the left side view;  
FIG. 9 is a top view of the design shown in FIG. 6; and  
FIG. 10 is a bottom view of the design shown in FIG. 6.  
The break lines are shown to indicate indeterminate length. The dashed broken lines shown in the drawings form no part of the claimed design.

(56) **References Cited**  
U.S. PATENT DOCUMENTS  
3,419,936 A 1/1969 Sims  
3,493,459 A 2/1970 McIntosh et al.  
4,110,965 A 9/1978 Bradley et al.  
4,279,053 A 7/1981 Payne et al.  
4,383,817 A 5/1983 Mirhej et al.  
4,398,933 A 8/1983 Lecron et al.  
4,648,830 A 3/1987 Peterson et al.  
4,770,938 A 9/1988 Morrison et al.  
5,108,838 A 4/1992 Tung et al.  
5,125,818 A 6/1992 Yeh et al.  
5,154,908 A 10/1992 Edie et al.

**1 Claim, 10 Drawing Sheets**



(56)

References Cited

U.S. PATENT DOCUMENTS

5,322,736 A 6/1994 Peterson et al.  
 5,362,563 A 11/1994 Lin et al.  
 5,380,592 A 1/1995 Tung et al.  
 5,413,857 A 5/1995 Li et al.  
 5,462,802 A 10/1995 Tajiri et al.  
 5,486,417 A 1/1996 Hagen et al.  
 5,489,475 A 2/1996 Hagen et al.  
 5,512,367 A 4/1996 Hagen et al.  
 5,523,155 A 6/1996 Lin et al.  
 5,540,993 A 7/1996 Hernandez et al.  
 5,587,118 A 12/1996 Mallonee et al.  
 5,597,650 A 1/1997 Mallonee et al.  
 5,620,797 A 4/1997 Mallonee et al.  
 5,686,121 A 11/1997 Samuelson et al.  
 D410,554 S \* 6/1999 Guyton ..... D26/2  
 5,922,462 A 7/1999 Kent et al.  
 5,932,346 A 8/1999 Kent et al.  
 5,948,528 A 9/1999 Helms et al.  
 5,985,193 A 11/1999 Newport et al.  
 6,017,478 A 1/2000 Kent et al.  
 D422,099 S \* 3/2000 Kracke ..... D26/2  
 6,048,615 A 4/2000 Lin et al.  
 6,153,138 A 11/2000 Helms et al.  
 6,162,382 A 12/2000 Kent et al.  
 6,395,392 B1 5/2002 Gownder et al.  
 6,458,726 B1 10/2002 Harrington et al.  
 6,589,653 B2 7/2003 Lin  
 6,620,505 B1 9/2003 Koyanagi et al.  
 6,652,965 B2 11/2003 Merigold et al.  
 6,660,377 B2 12/2003 Bernaschek  
 6,673,450 B2 1/2004 Portus et al.  
 6,740,401 B1 5/2004 Nishimura et al.

6,803,102 B1 10/2004 Haggard et al.  
 6,939,608 B2 9/2005 Tung  
 6,958,188 B2 10/2005 Moorhead et al.  
 7,028,695 B2 4/2006 Montoli et al.  
 7,087,303 B2 8/2006 Tung  
 D549,360 S \* 8/2007 An ..... D26/2  
 D550,864 S \* 9/2007 Hernandez, Jr. .... D26/2  
 7,883,772 B2 2/2011 Sharp et al.  
 7,968,480 B2 6/2011 Delattre et al.  
 7,981,226 B2 7/2011 Sharp et al.  
 7,998,577 B2 8/2011 Yost et al.  
 8,043,689 B2 10/2011 Weiser et al.  
 8,137,811 B2 3/2012 Dugan et al.  
 8,297,035 B2 10/2012 Tachibana et al.  
 8,420,556 B2 4/2013 Sharp et al.  
 D689,215 S \* 9/2013 Xue ..... D26/2  
 2003/0096114 A1 5/2003 Chen et al.  
 2003/0119403 A1 6/2003 Willis et al.  
 2007/0077427 A1 4/2007 Dugan et al.  
 2007/0128404 A1 6/2007 Tung et al.  
 2007/0207317 A1 9/2007 Willingham et al.  
 2008/0032579 A1 2/2008 Abed et al.  
 2010/0159186 A1 6/2010 Samuelson et al.  
 2011/0281057 A1 11/2011 Tung et al.  
 2011/0287210 A1 11/2011 Tung et al.  
 2012/0128437 A1 5/2012 Weiser et al.  
 2012/0231207 A1 9/2012 Rock et al.  
 2012/0231690 A1 9/2012 Pourdeyhimi et al.  
 2012/0289107 A1 11/2012 Beissinger et al.  
 2013/0029086 A1 1/2013 Samuelson et al.  
 2013/0029152 A1 1/2013 Samuelson et al.  
 2013/0059495 A1 3/2013 Dempster et al.  
 2013/0344331 A1 12/2013 Corn et al.  
 2014/0103556 A1 4/2014 Diaz De Leon et al.  
 2015/0275400 A1 10/2015 Tung

\* cited by examiner

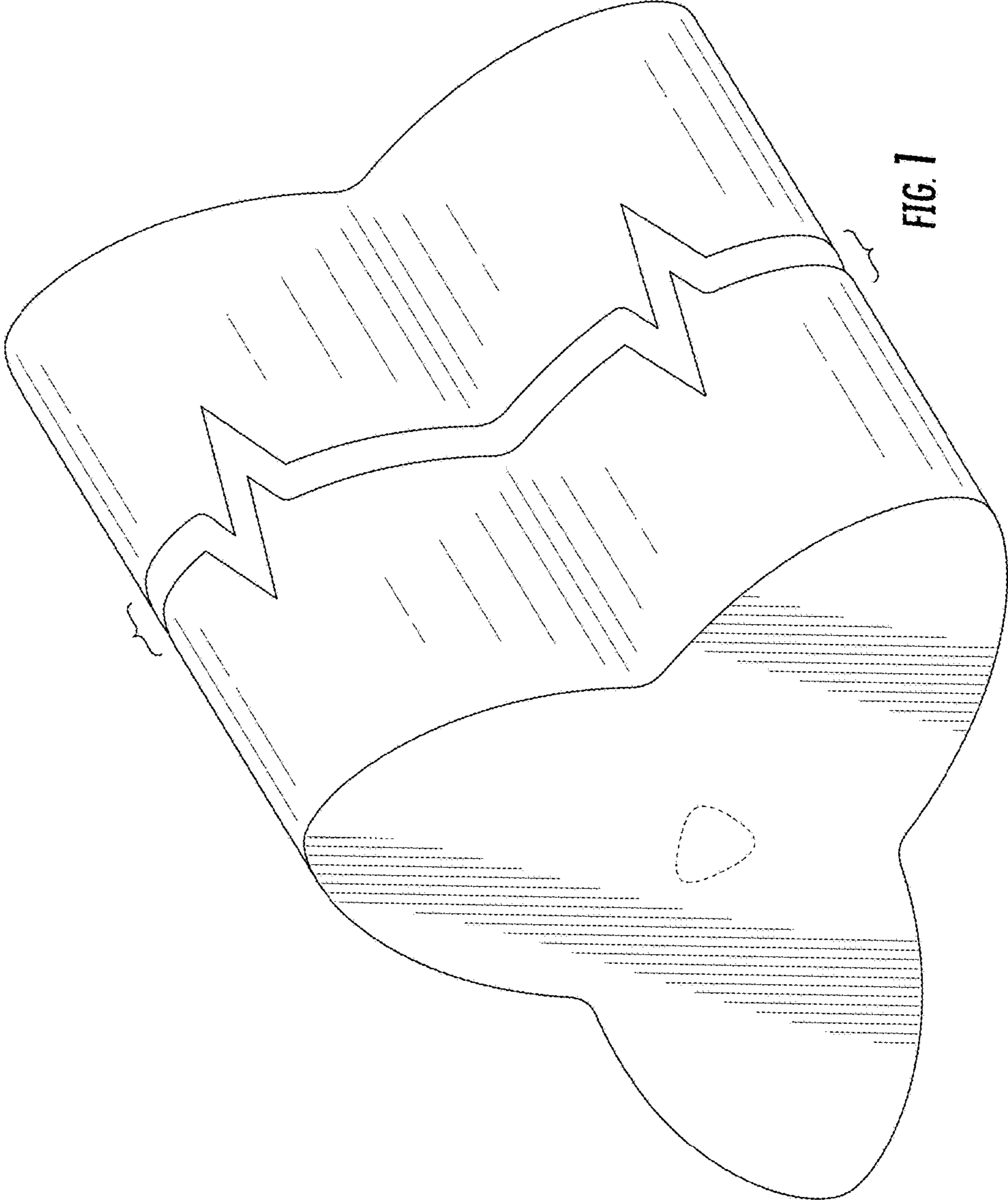


FIG. 1

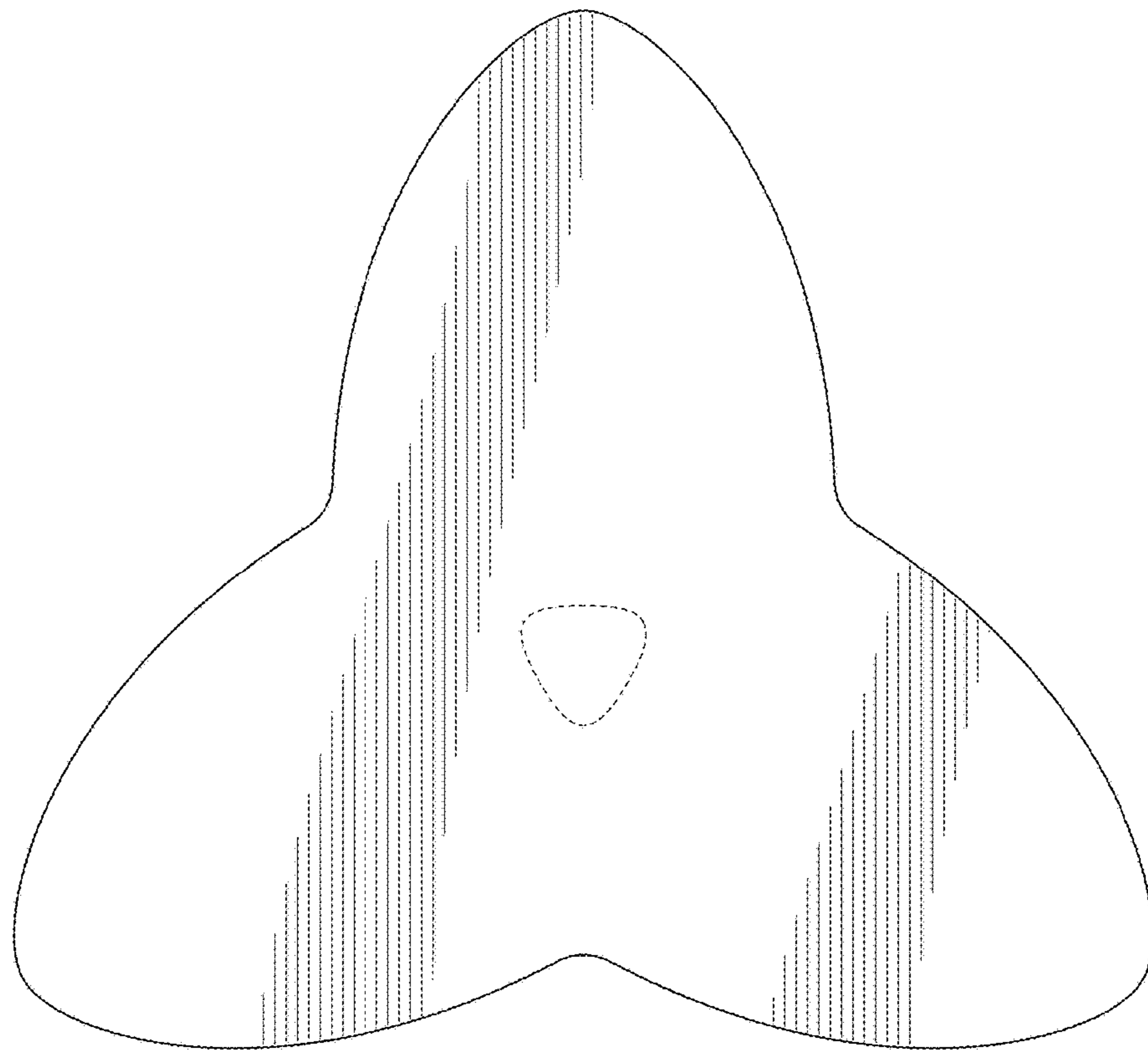


FIG. 2

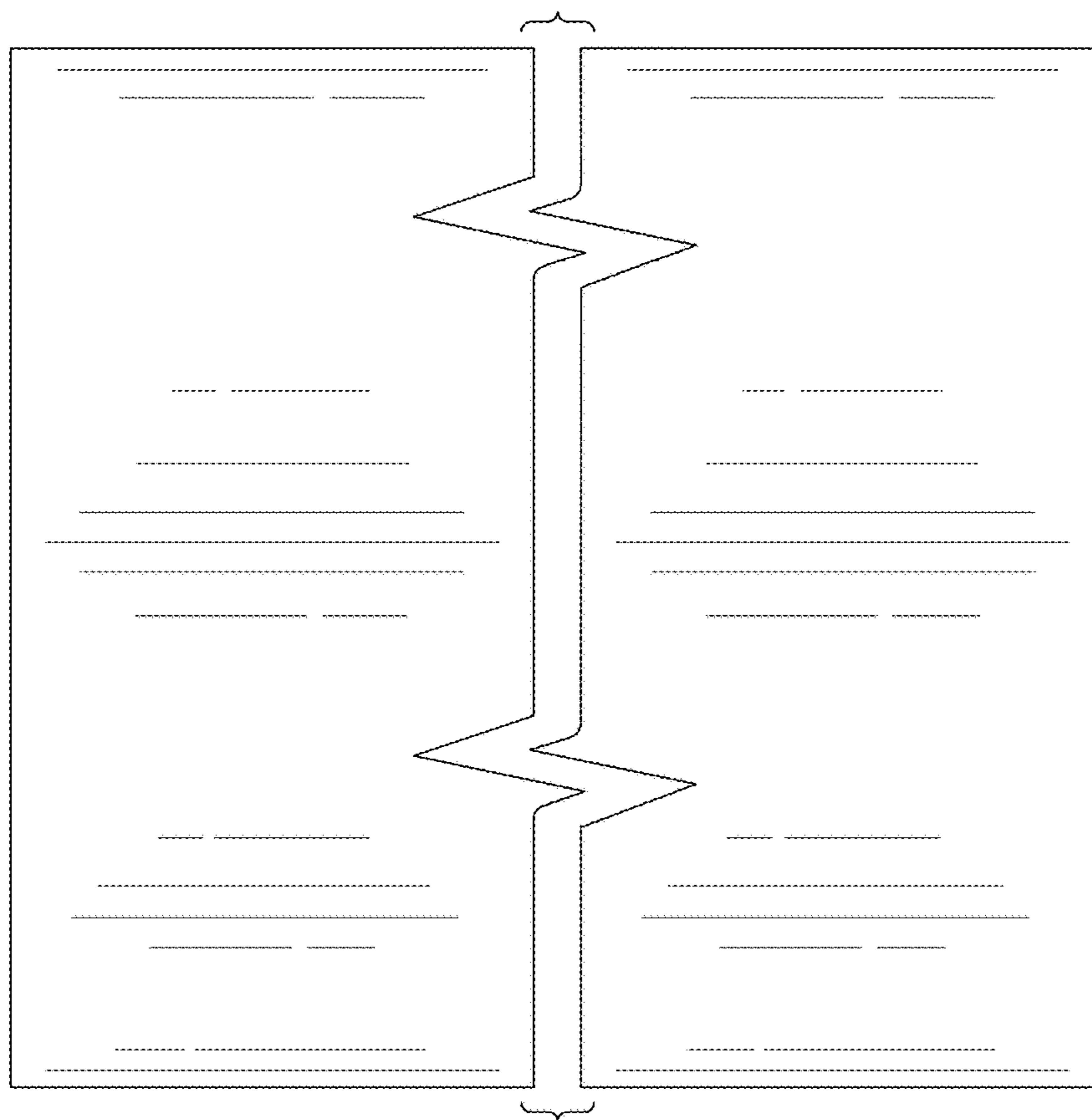


FIG. 3

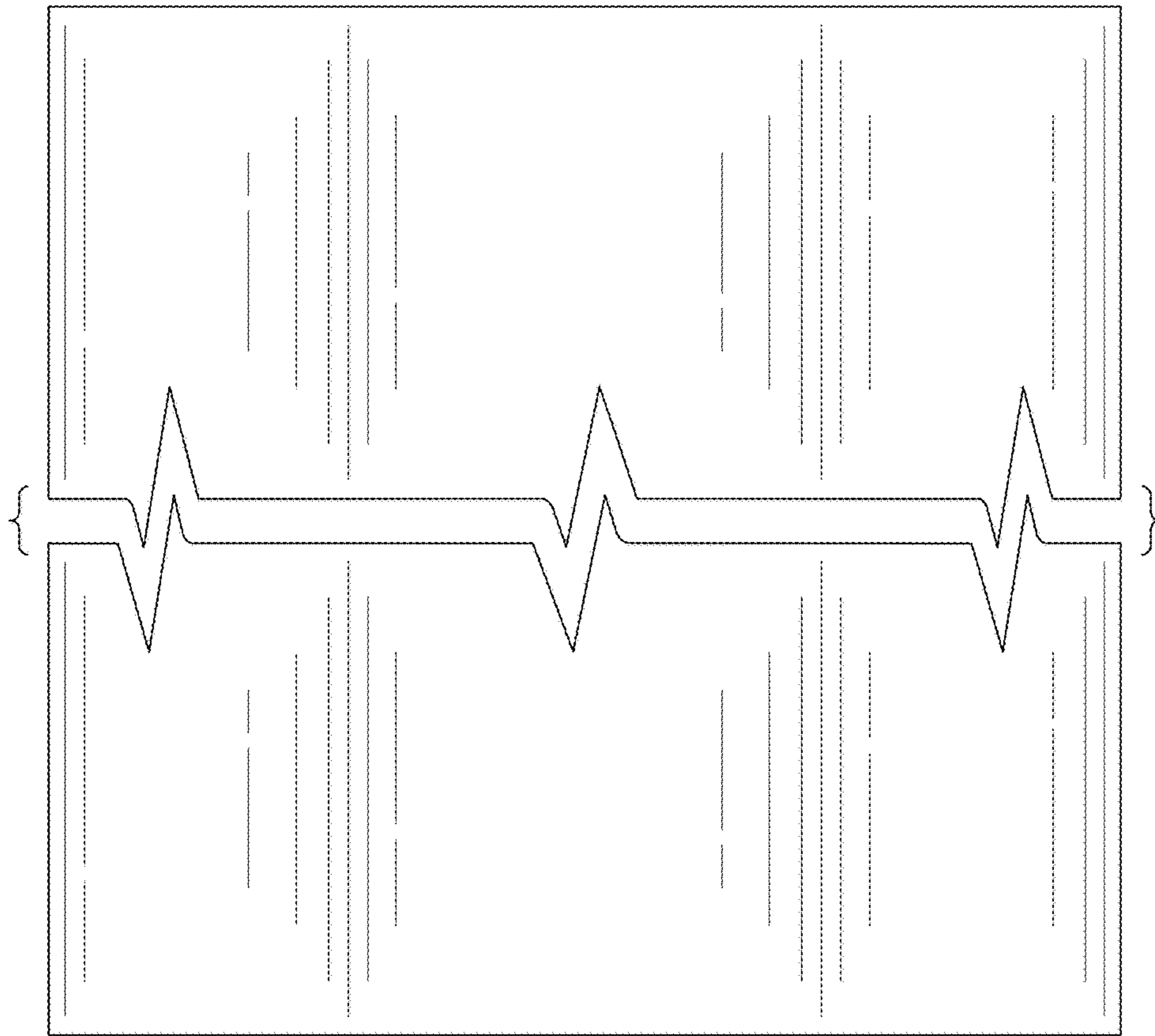


FIG. 4

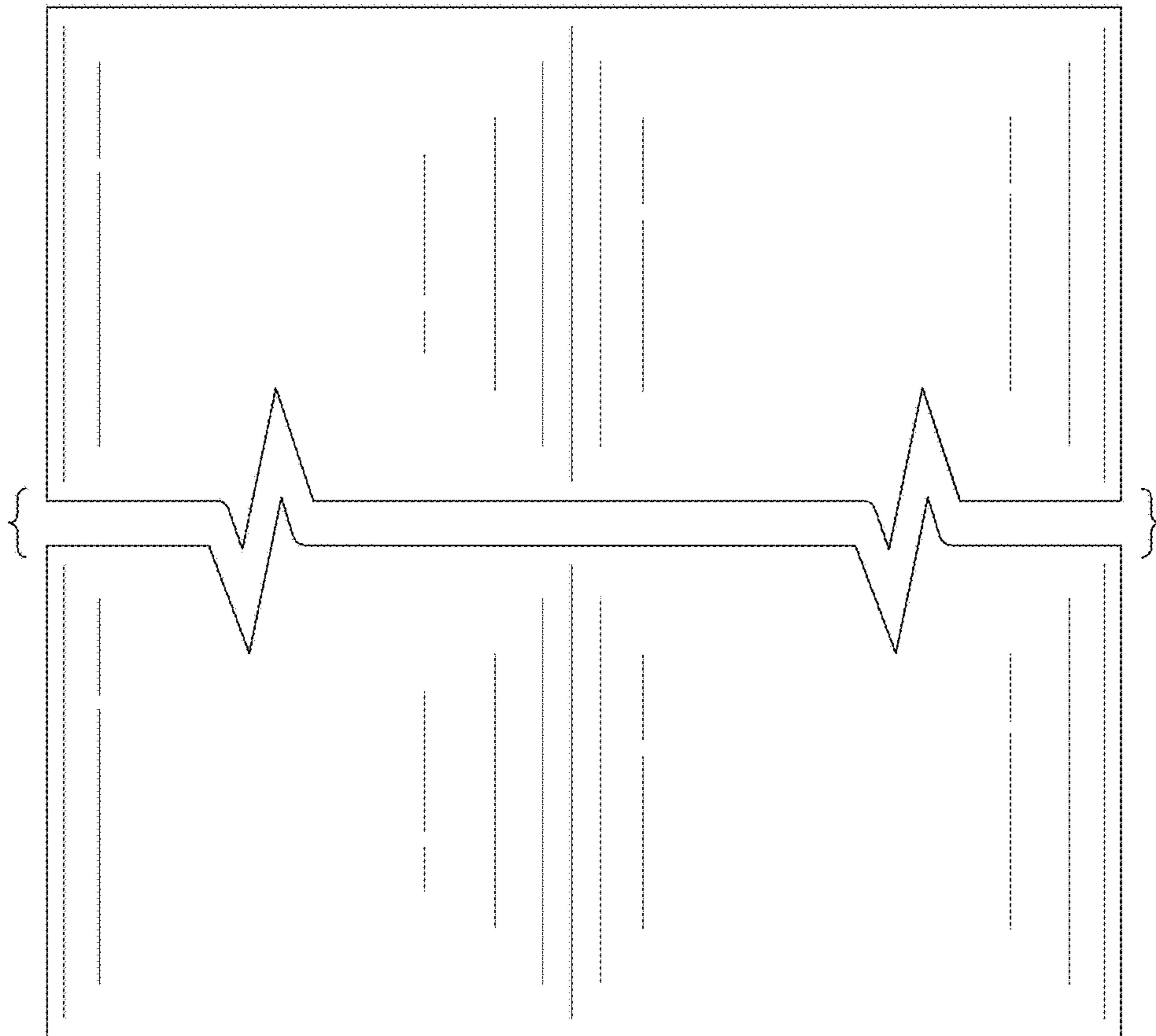


FIG. 5

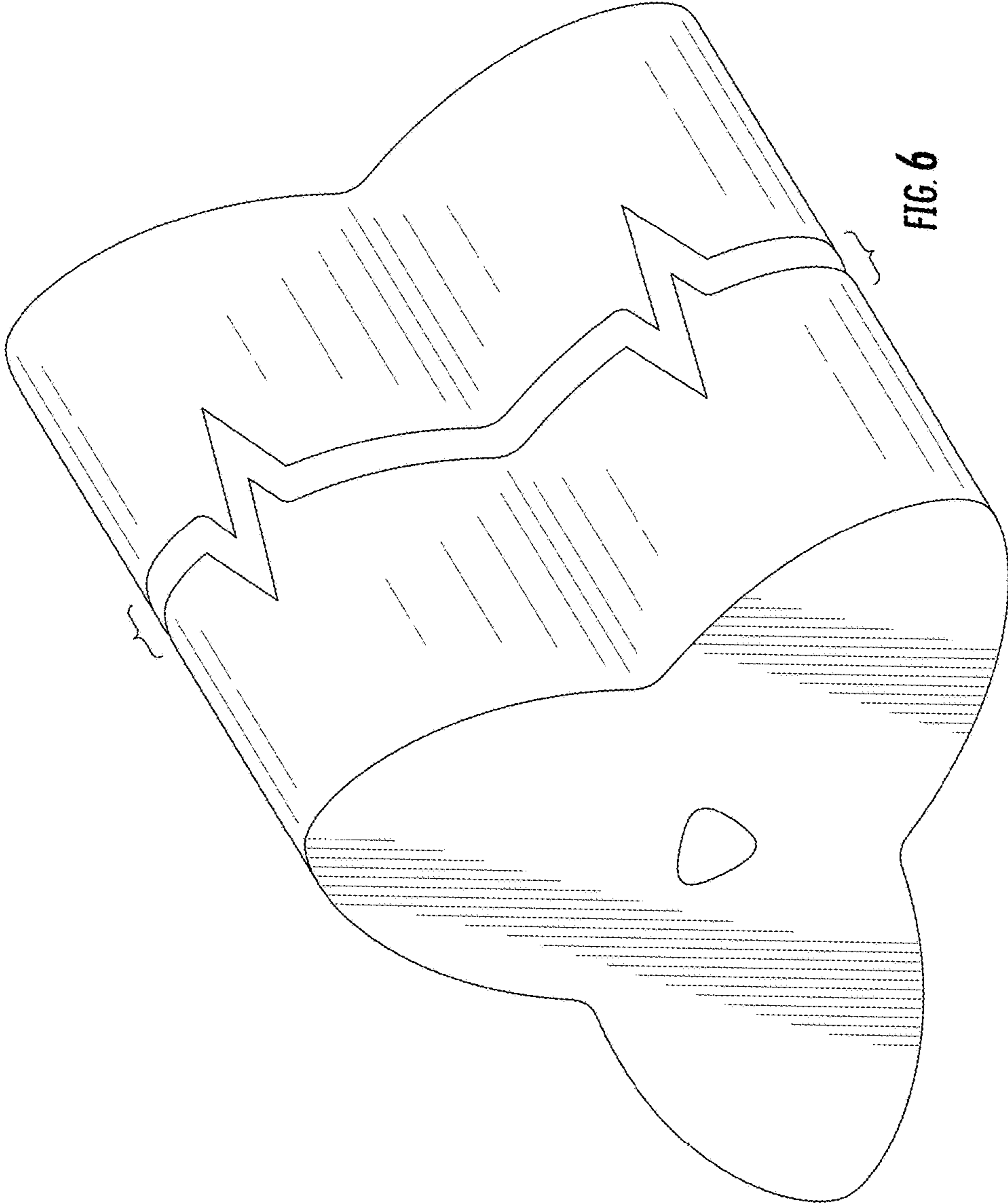


FIG. 6



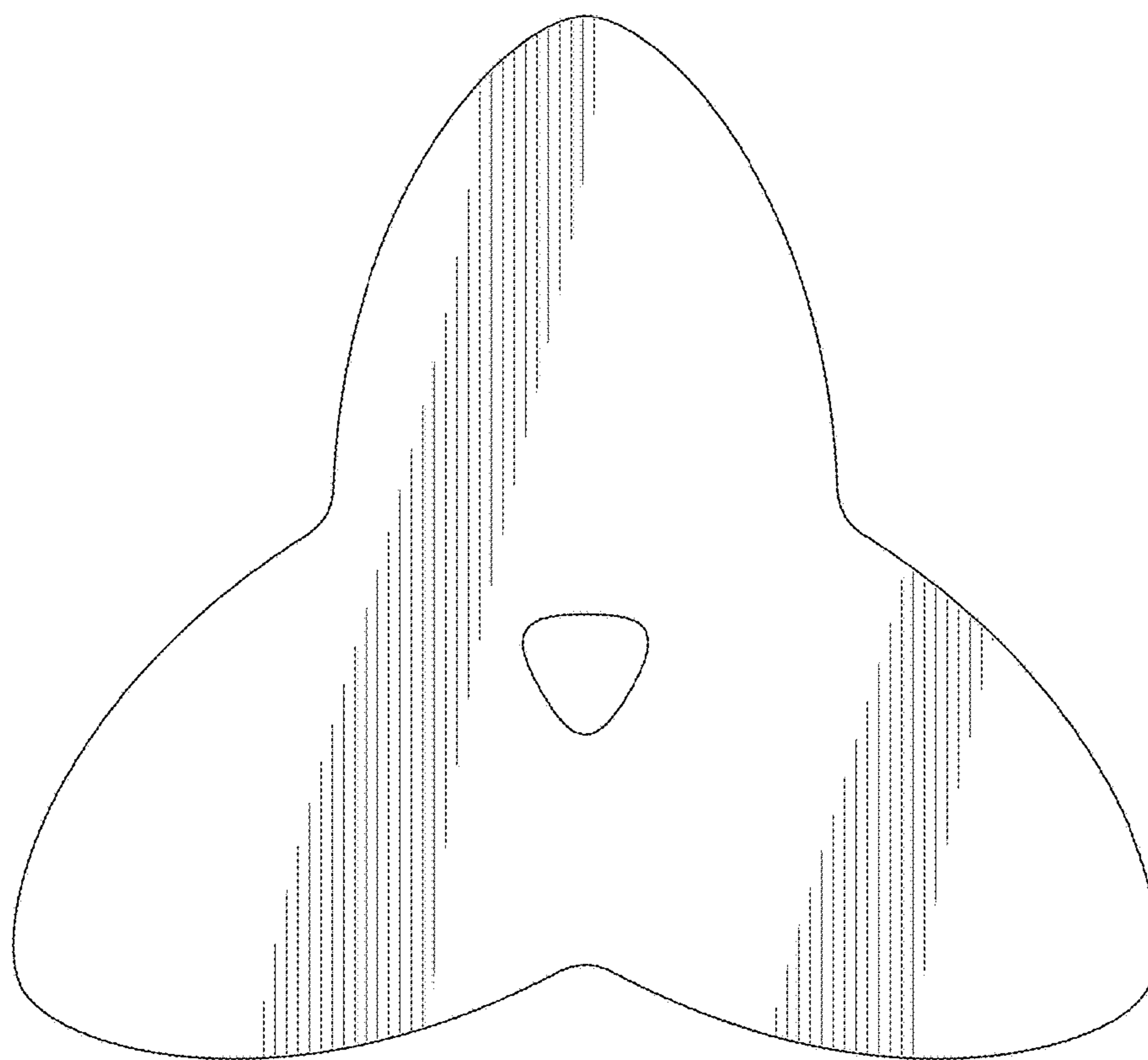


FIG. 7




FIG. 8

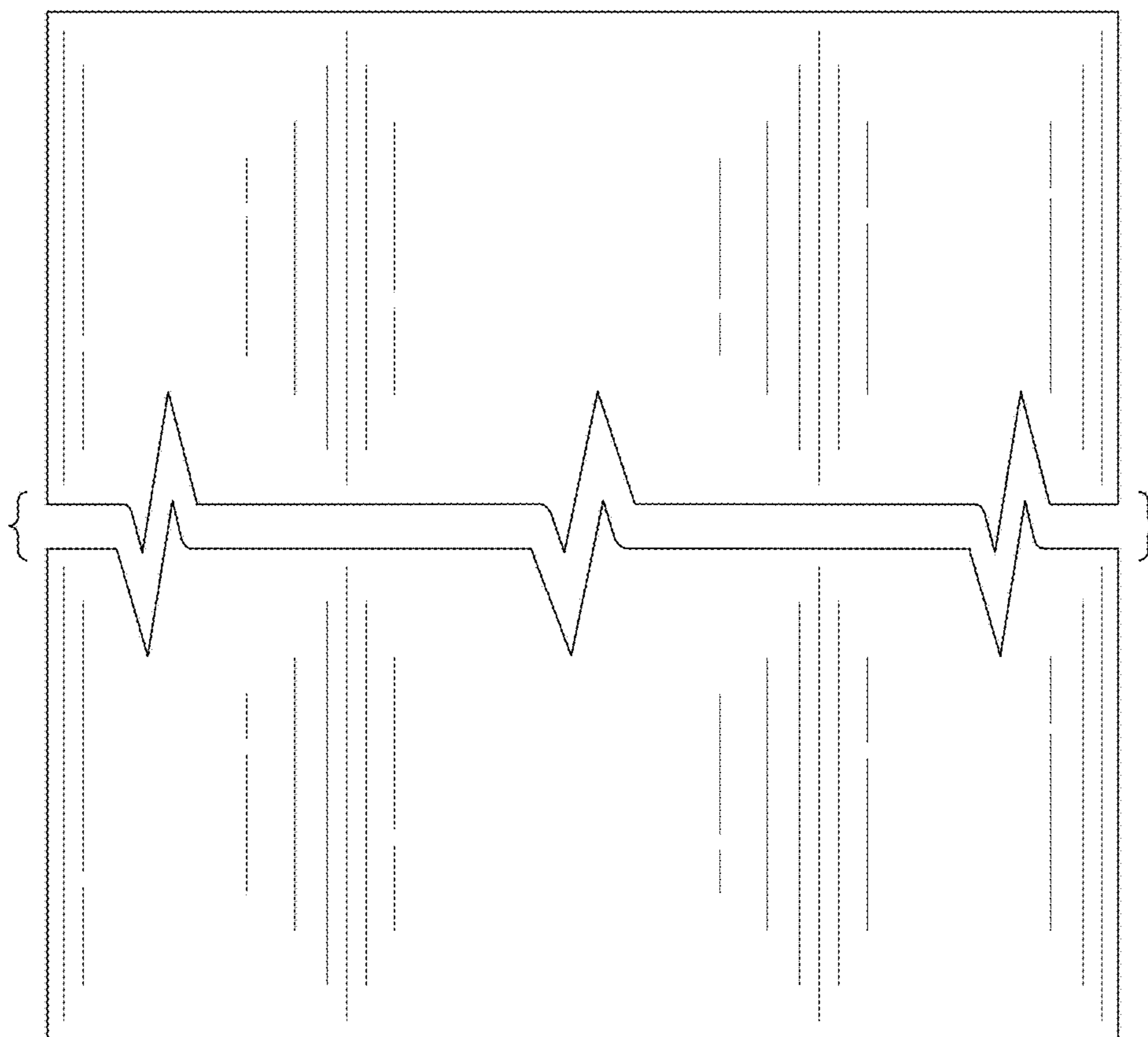
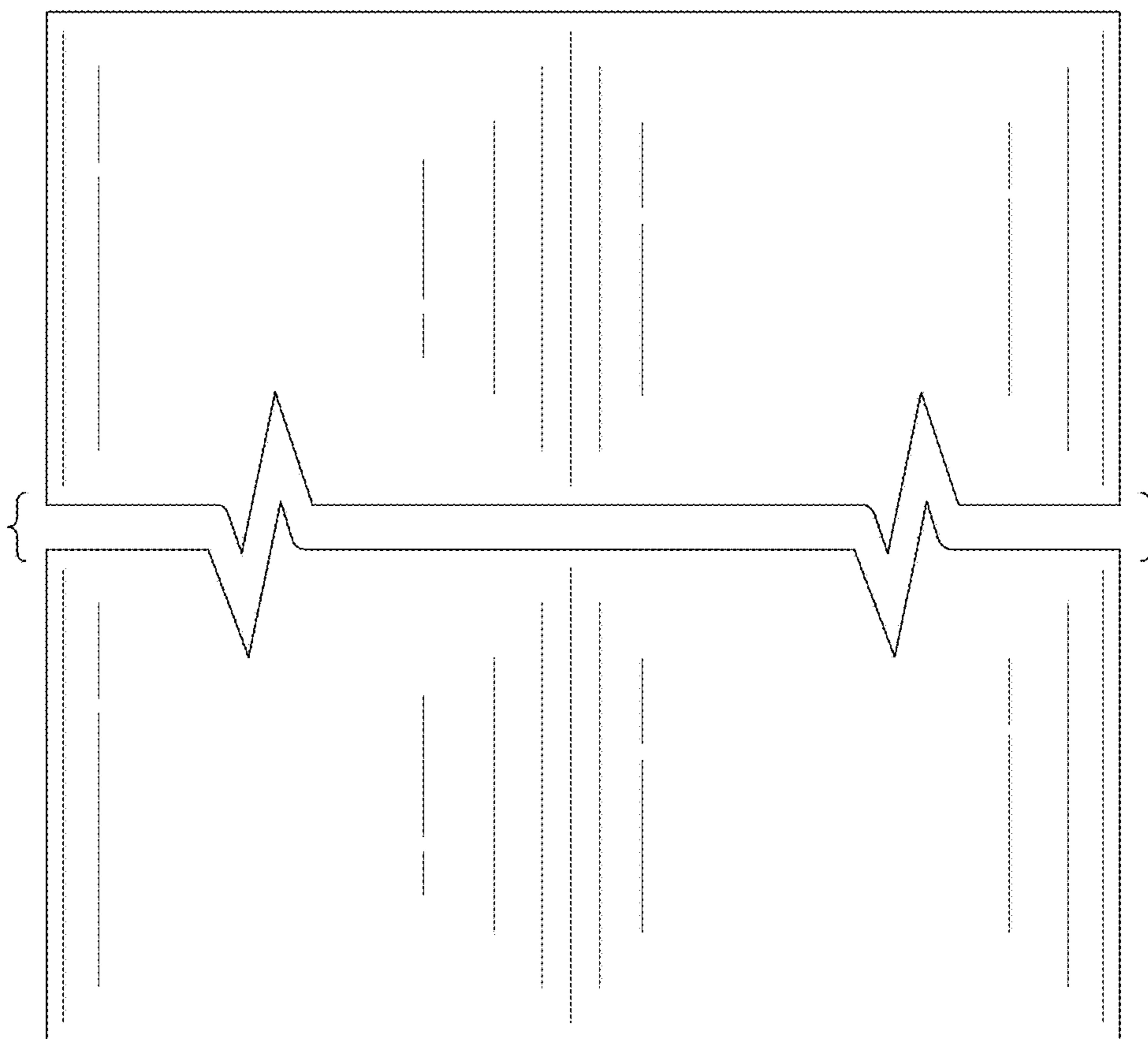


FIG. 9



**FIG. 10**