



US00D841825S

(12) **United States Design Patent** (10) **Patent No.:** **US D841,825 S**  
**Rogers** (45) **Date of Patent:** **\*\* Feb. 26, 2019**

- (54) **THERAPEUTIC NECK PAD**
  - (71) Applicant: **Renardo P. Rogers**, Calumet City, IL (US)
  - (72) Inventor: **Renardo P. Rogers**, Calumet City, IL (US)
  - (\*\*) Term: **15 Years**
  - (21) Appl. No.: **29/628,510**
  - (22) Filed: **Dec. 5, 2017**
  - (51) **LOC (11) Cl.** ..... **24-04**
  - (52) **U.S. Cl.**  
USPC ..... **D24/206**
  - (58) **Field of Classification Search**  
USPC ..... D24/206-207, 200, 189-191; 607/109  
CPC .... A61F 7/02; A61F 7/03; A61F 7/034; A61F 7/08; A61F 7/10; A61F 7/00; A61F 2007/0009; A61F 2007/0011; A61F 2007/0098; A61F 2007/0266; A61F 2007/0268; A61F 2007/0226; A61F 2007/023
- See application file for complete search history.

- (56) **References Cited**  
U.S. PATENT DOCUMENTS
- |           |     |         |                  |       |                          |
|-----------|-----|---------|------------------|-------|--------------------------|
| 2,562,121 | A * | 7/1951  | Poux             | ..... | A61F 7/02<br>128/DIG. 23 |
| 3,920,009 | A   | 11/1975 | Olsen            |       |                          |
| 4,308,010 | A   | 12/1981 | Woskin           |       |                          |
| 4,313,437 | A   | 2/1982  | Martin           |       |                          |
| 5,146,630 | A   | 9/1992  | Richard          |       |                          |
| D353,205  | S   | 12/1994 | Canavan          |       |                          |
| 5,534,021 | A   | 7/1996  | Dvoretzky et al. |       |                          |
| 5,904,710 | A * | 5/1999  | Davis            | ..... | A61F 7/034<br>607/108    |
| 5,925,072 | A   | 7/1999  | Cramer et al.    |       |                          |
| 6,779,525 | B1  | 8/2004  | Oganesian        |       |                          |
| D627,893  | S * | 11/2010 | Weiss            | ..... | D24/191                  |

- 8,579,953 B1 11/2013 Dunbar et al.
- D695,902 S \* 12/2013 Daniels ..... D24/206
- 2004/0226081 A1 11/2004 Mrowka et al.
- 2005/0118383 A1 6/2005 Cargill et al.
- 2010/0305669 A1 12/2010 Sasaki
- 2012/0261446 A1 10/2012 Stegmeyer
- 2014/0298566 A1\* 10/2014 Rogers ..... A61M 35/00  
2/171.2
- 2017/0182331 A1\* 6/2017 Lou ..... A61F 7/02

\* cited by examiner

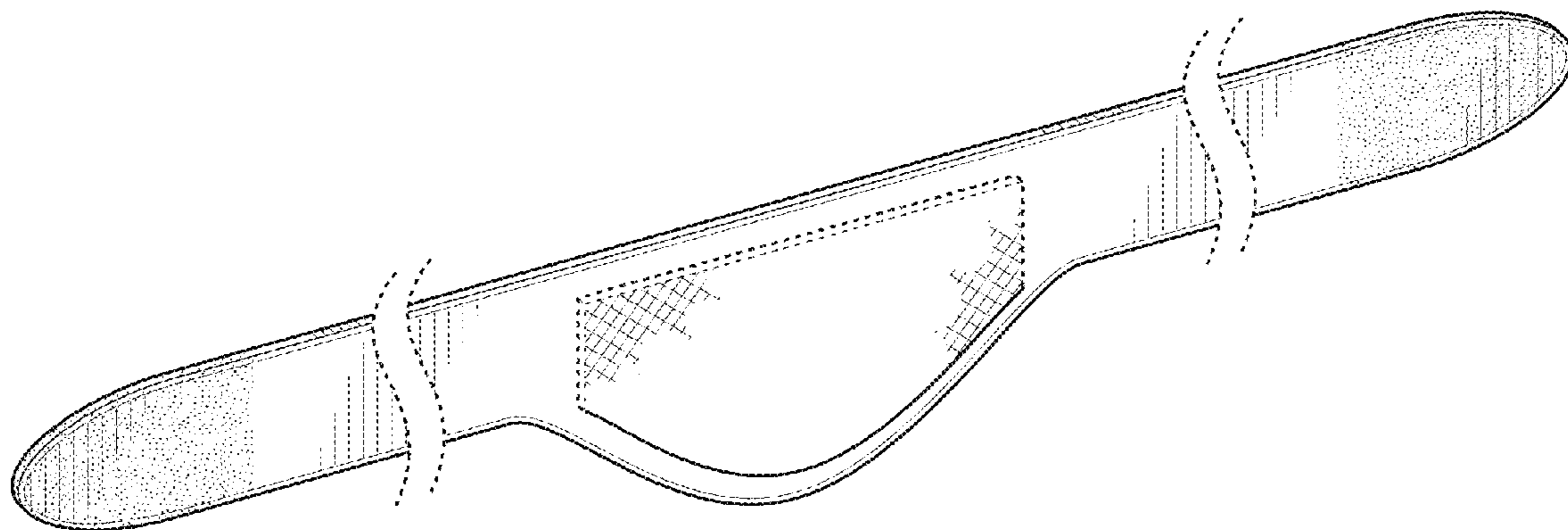
*Primary Examiner* — Wan Laymon  
(74) *Attorney, Agent, or Firm* — Global Intellectual Property Agency, LLC; Daniel Boudwin

(57) **CLAIM**  
The ornamental design for a therapeutic neck pad, as shown and described.

**DESCRIPTION**

FIG. 1 shows a perspective view of the therapeutic neck pad. FIG. 2 shows a right-side elevation view of the therapeutic neck pad. FIG. 3 shows a left-side elevation view of the therapeutic neck pad. FIG. 4 shows a top elevation view of the therapeutic neck pad. FIG. 5 shows a bottom elevation view of the therapeutic neck pad. FIG. 6 shows a front-end elevation view of the therapeutic neck pad; and, FIG. 7 shows a rear end elevation view of the therapeutic neck pad. The broken lines shown in the figures are included for the purpose of illustrating portions of the therapeutic neck pad and form no part of the claimed design. The therapeutic neck pad is shown with a symbolic break in its length. The appearance of any portion of the article between the break lines forms no part of the claimed design.

**1 Claim, 3 Drawing Sheets**



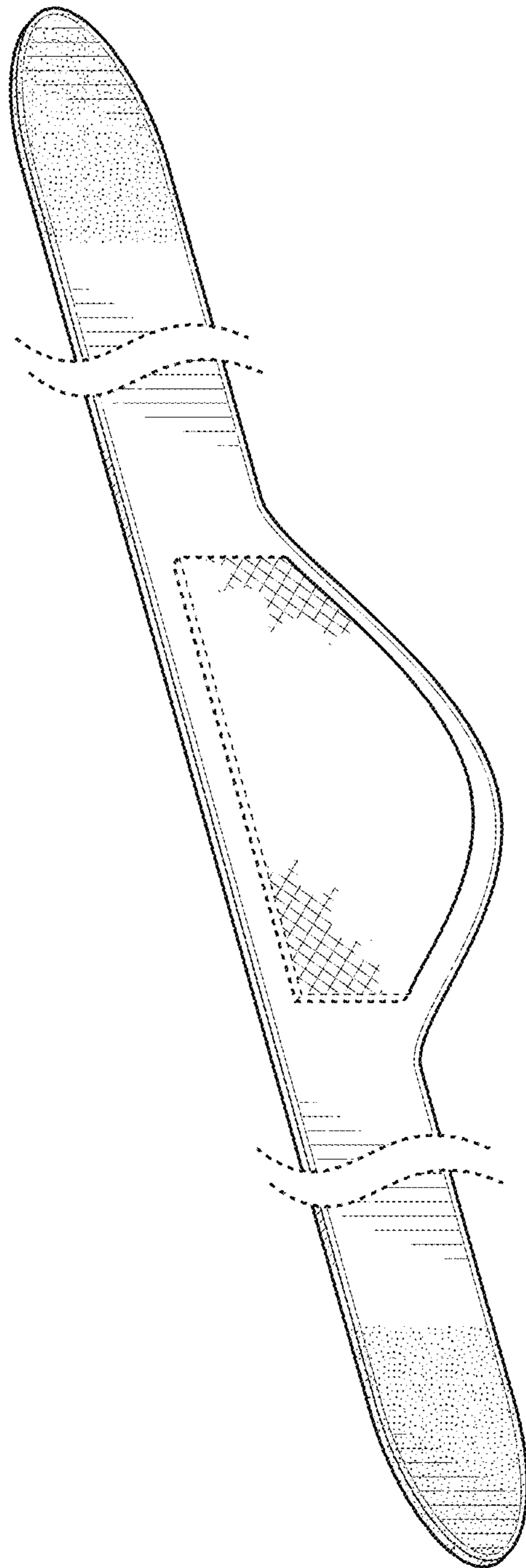


FIG. 1

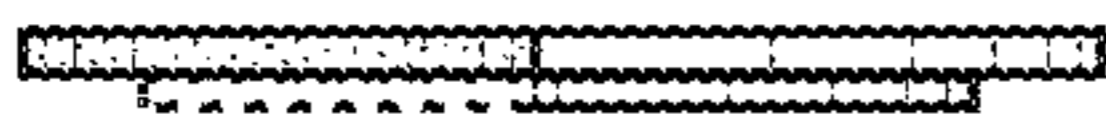


FIG. 2

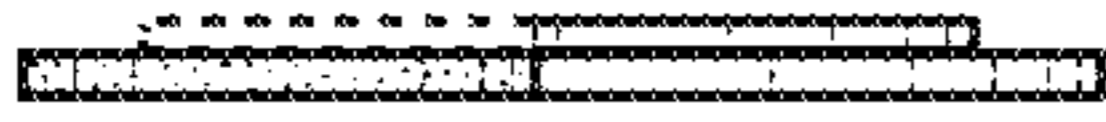


FIG. 3

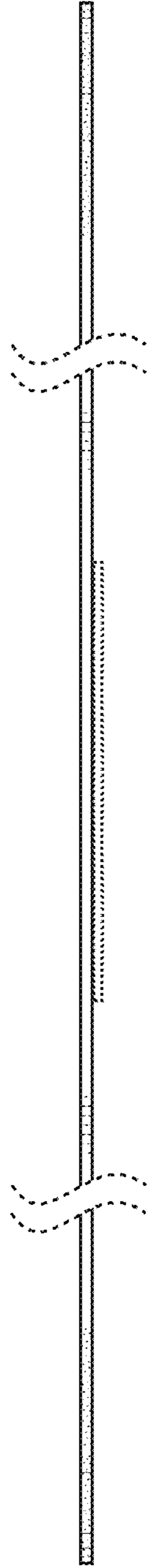


FIG. 4




FIG. 5

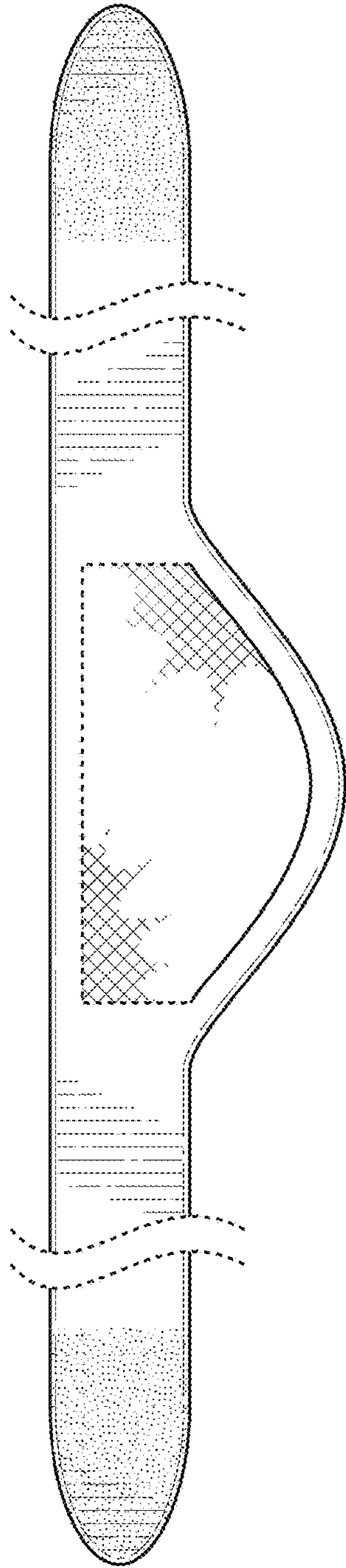


FIG. 6

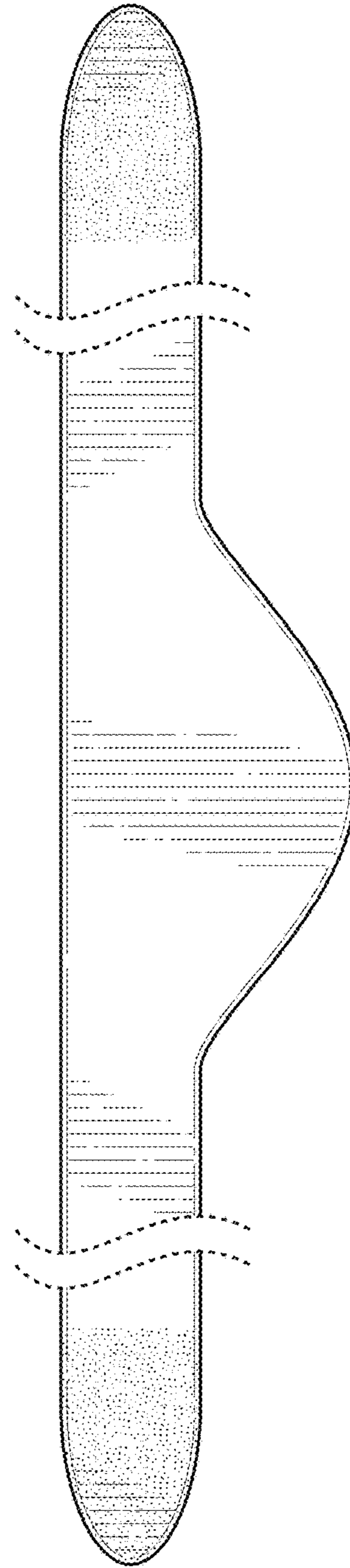


FIG. 7