



US00D841820S

(12) **United States Design Patent** (10) **Patent No.:** **US D841,820 S**  
**Chen et al.** (45) **Date of Patent:** **\*\* Feb. 26, 2019**

(54) **FINGER MOUNTED ELECTRONIC DEVICE**

(71) Applicant: **Belun Technology Company Limited,**  
Hong Kong (HK)

(72) Inventors: **Hung Tat Chen,** Tai Koo (HK); **Kwan Wai To,** N.T. (HK); **Pieter Lesage,** Wijnegam (BE); **Alexander Crolla,** Berchem (BE); **Stefanie Mertens,** Berchem (BE)

(73) Assignee: **Belun Technology Company Limited,**  
Hong Kong (HK)

(\*\*) Term: **15 Years**

(21) Appl. No.: **29/576,692**

(22) Filed: **Sep. 6, 2016**

**Related U.S. Application Data**

(63) Continuation of application No. 29/573,119, filed on Aug. 2, 2016.

(51) **LOC (11) Cl.** ..... **24-01**

(52) **U.S. Cl.**  
USPC ..... **D24/187**

(58) **Field of Classification Search**  
USPC ..... D24/164-169, 107, 186, 187, 216, 223, D24/231, 232, 143; D10/46, 70, 75, 81, D10/98, 30-32, 38; 600/301, 481-483, 600/485, 490, 493-495, 500, 503, 509, 600/323, 335, 340, 352; 128/900; D11/27, 3-5; D22/109; D8/396; D14/344, 138 R  
CPC ..... G08B 21/0211; A61B 5/14532; A61B 5/14552; A61B 5/6625; A61B 5/6626; A61B 5/6825; A61B 5/6826; A61B 5/6802;

(Continued)

(56) **References Cited**

U.S. PATENT DOCUMENTS

D291,728 S \* 9/1987 Hoyt ..... D24/130  
D526,414 S \* 8/2006 Jacober ..... D24/165

(Continued)

OTHER PUBLICATIONS

Home to Detect Sleep Asphyxiation of the ring to calculate potential risk, posted May 15, 2017, (c) swire properties, [online], [site visited Oct. 25, 2017]. Available from Internet, URL:https://news.mingpao.com/pns/dailynews/web\_tc/article/20170516/s00005/1494871800153.\*

*Primary Examiner* — Anhdao Doan

*Assistant Examiner* — Mary Shannon Malley

(74) *Attorney, Agent, or Firm* — Idea Intellectual Limited; Margaret A. Bruke; Sam T. Yip

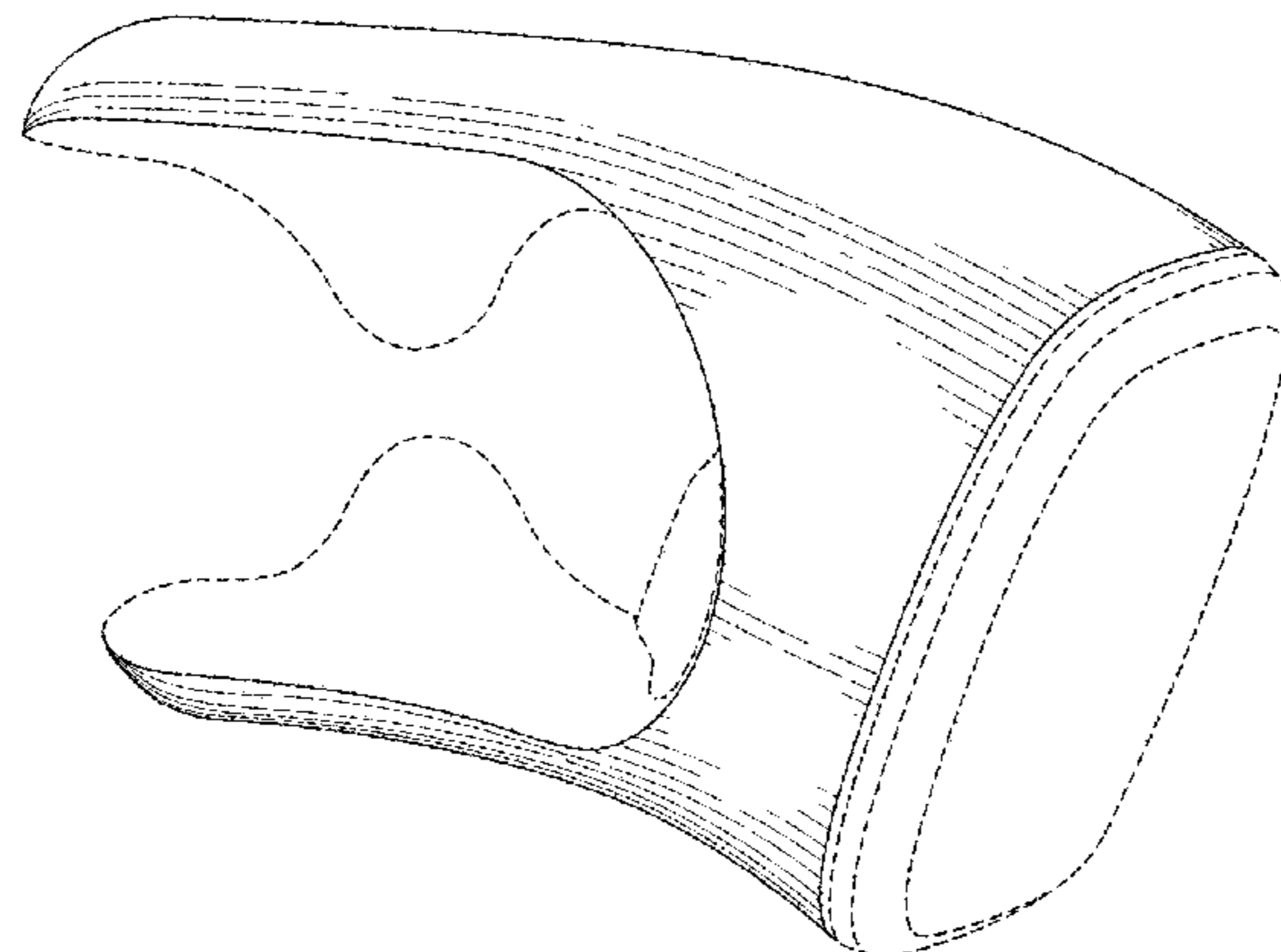
(57) **CLAIM**

The ornamental design for a finger-mounted electronic device, as shown and described.

**DESCRIPTION**

FIG. 1 is a front view of a finger mounted electronic device showing our new design;  
FIG. 2 is a rear view thereof;  
FIG. 3 is a left side view thereof, the right side being a mirror image;  
FIG. 4 is a top view thereof;  
FIG. 5 is a bottom view thereof;  
FIG. 6 is a front left perspective view thereof;  
FIG. 7 is a rear left perspective view thereof;  
FIG. 8 is a front left perspective view of the finger mounted electronic device worn on a finger showing our new design; and,  
FIG. 9 is a left side view thereof, showing the design worn on a finger.  
The broken lines show portions of the finger mounted electronic device that form no part of the claimed design. The broken lines showing a human hand are for environmental purposes only and form no part of the claimed design.

**1 Claim, 8 Drawing Sheets**



(58) **Field of Classification Search**

CPC .... A61B 5/681; A61B 5/6824; A61B 5/6828;  
A61B 2560/0412; A61B 2560/0431;  
A61B 2560/0443; A61B 2560/0462;  
A61B 2560/0468; A61B 5/02405; A61B  
5/02411; A61B 5/02427; A61B 5/02438

See application file for complete search history.

(56) **References Cited**

U.S. PATENT DOCUMENTS

8,562,512 B2 \* 10/2013 Menn ..... A61B 1/0014  
600/102  
D722,359 S \* 2/2015 Hendricks ..... D22/108  
D763,451 S \* 8/2016 Kaario ..... D24/186  
D764,674 S \* 8/2016 Quinn ..... D11/27  
D768,300 S \* 10/2016 Felix ..... D14/344  
D783,607 S \* 4/2017 Lee ..... D14/138 R  
D790,711 S \* 6/2017 Kaz ..... D24/167  
D795,250 S \* 8/2017 Han ..... D14/344  
D799,477 S \* 10/2017 Lee ..... D14/344  
2006/0129070 A1 \* 6/2006 Pearl ..... A61B 5/0057  
600/595  
2012/0083710 A1 \* 4/2012 Yarden ..... A61B 5/6802  
600/549  
2016/0007934 A1 \* 1/2016 Arnold ..... A61B 5/7246  
600/595  
2016/0066827 A1 \* 3/2016 Workman ..... A61B 5/0002  
600/340  
2016/0287165 A1 \* 10/2016 Abreu ..... A61B 5/0015

\* cited by examiner

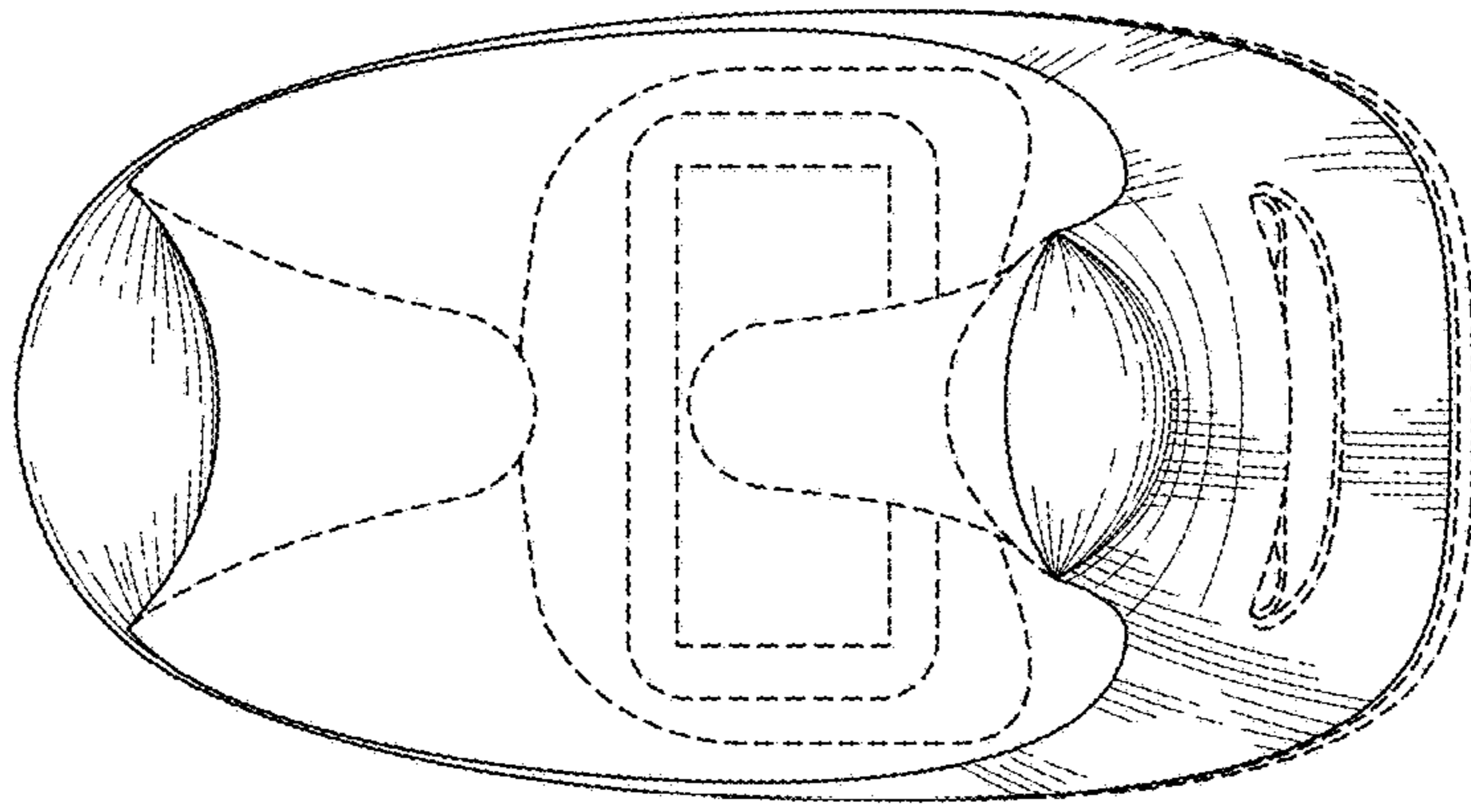


FIG. 2

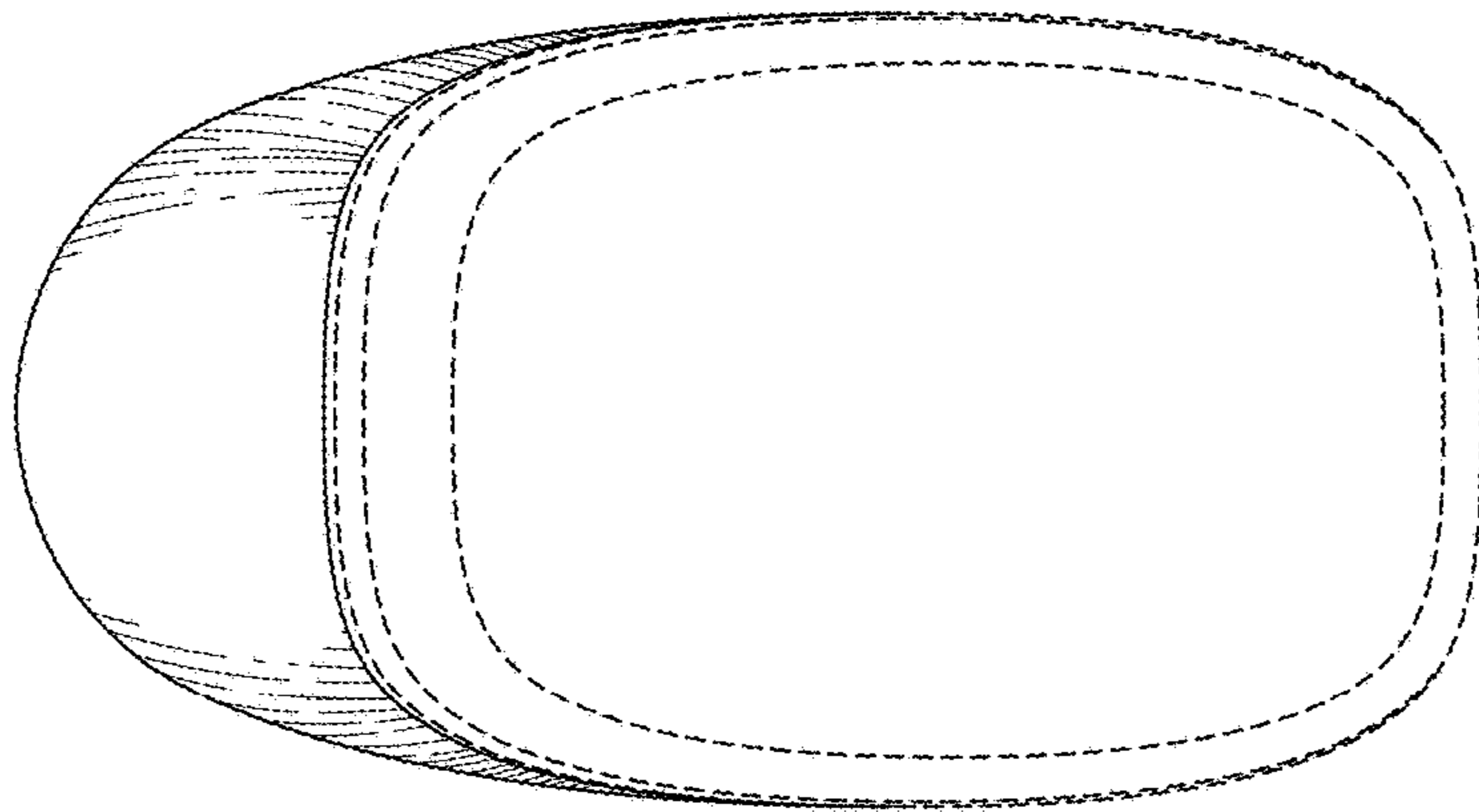


FIG. 1

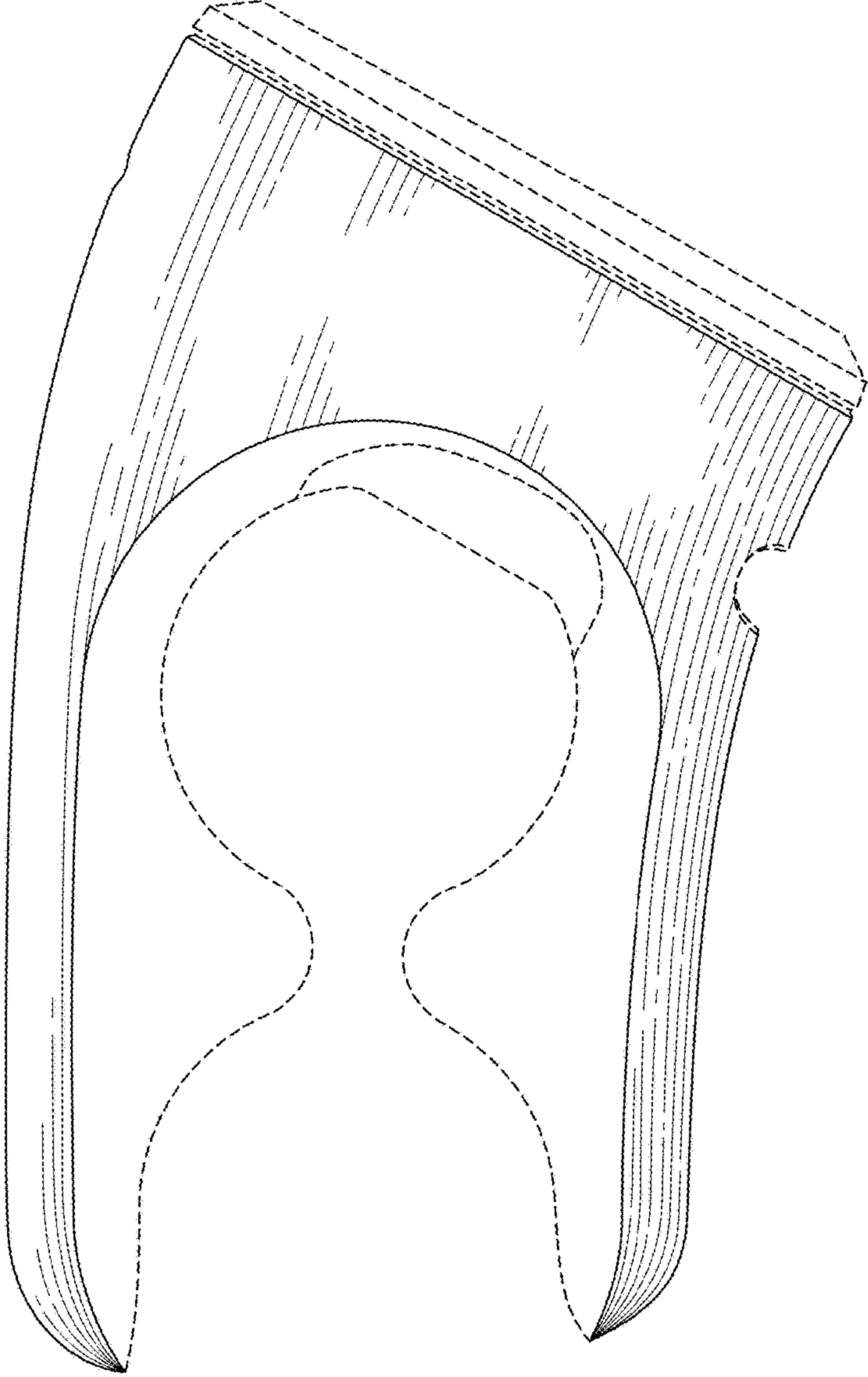


FIG. 3

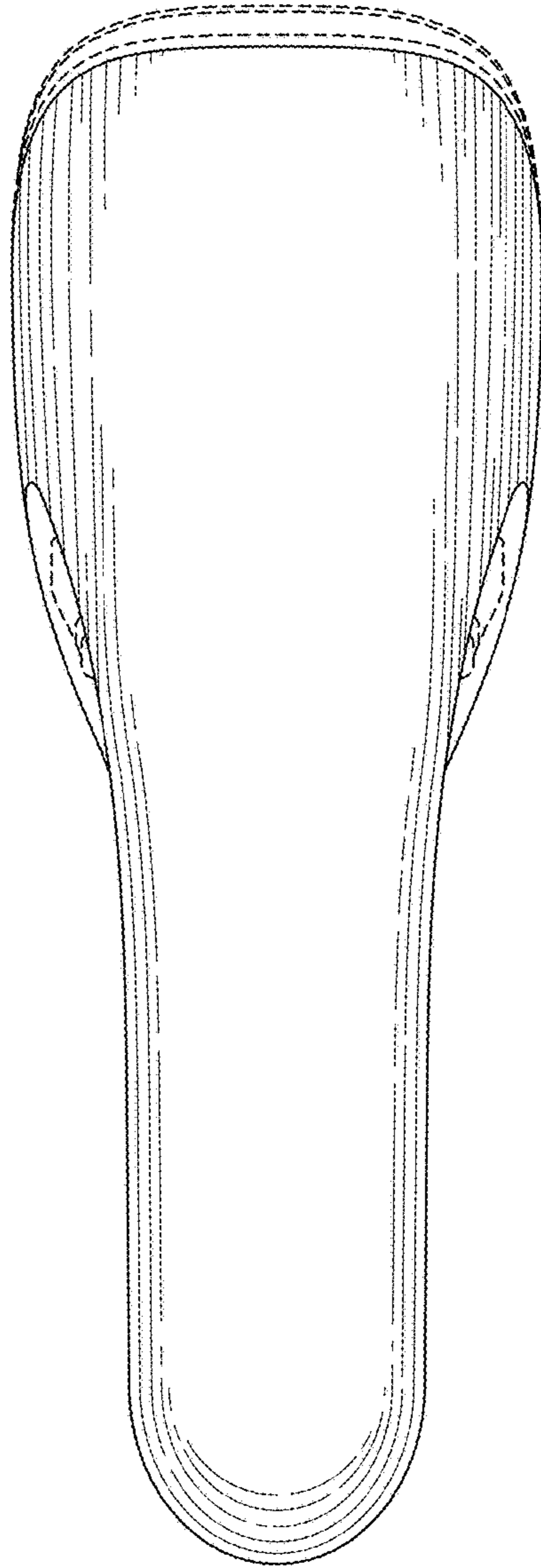


FIG. 4

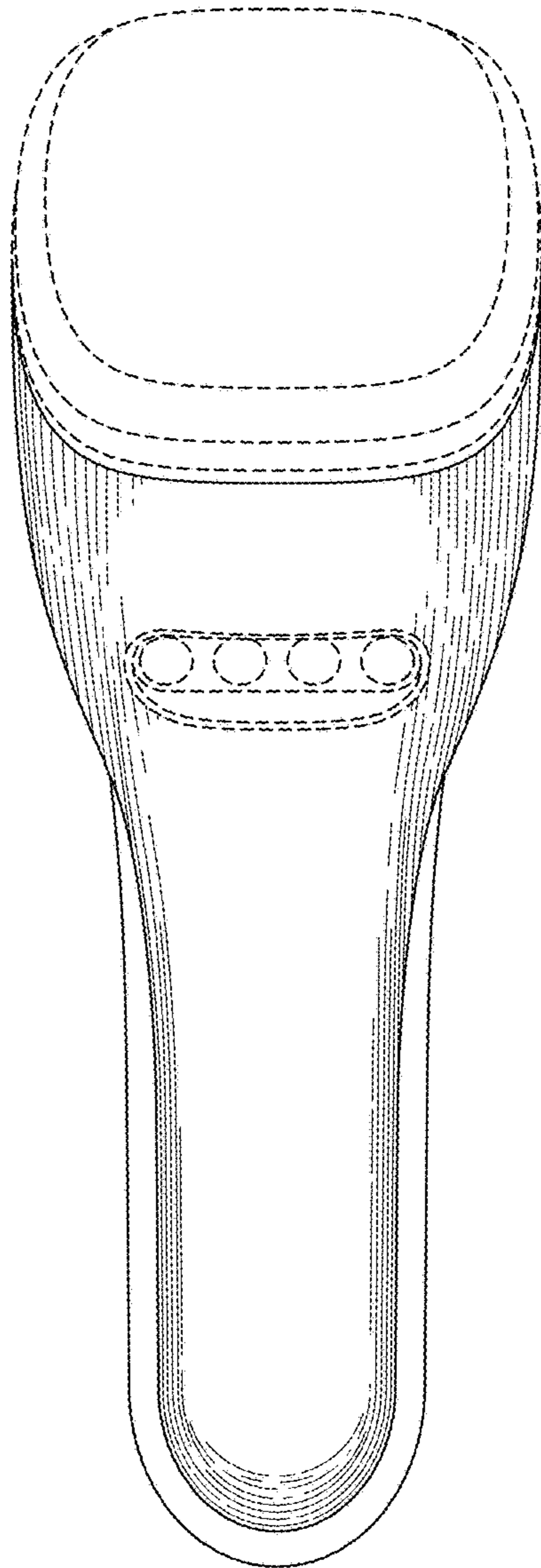


FIG. 5

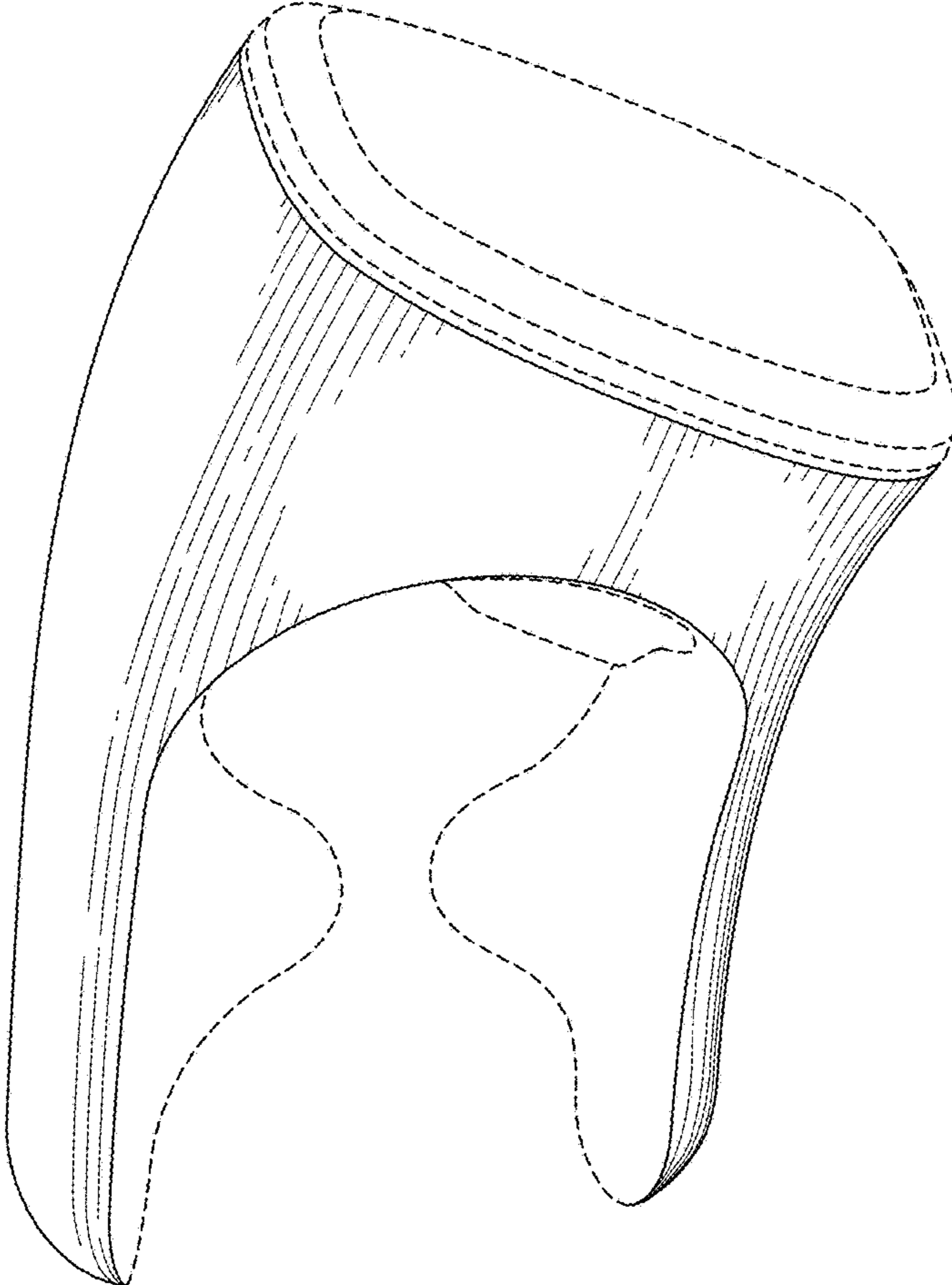


FIG. 6

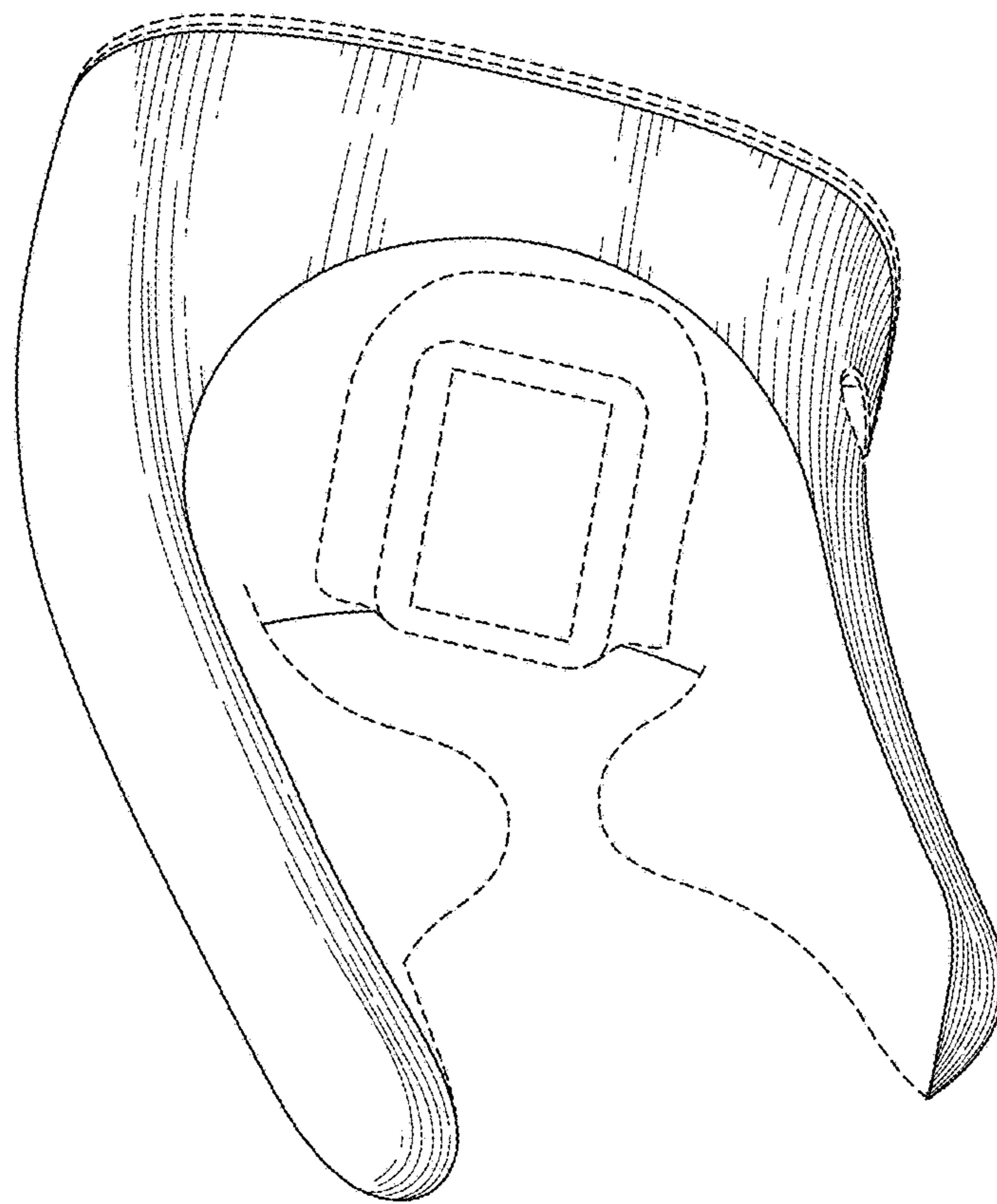


FIG. 7



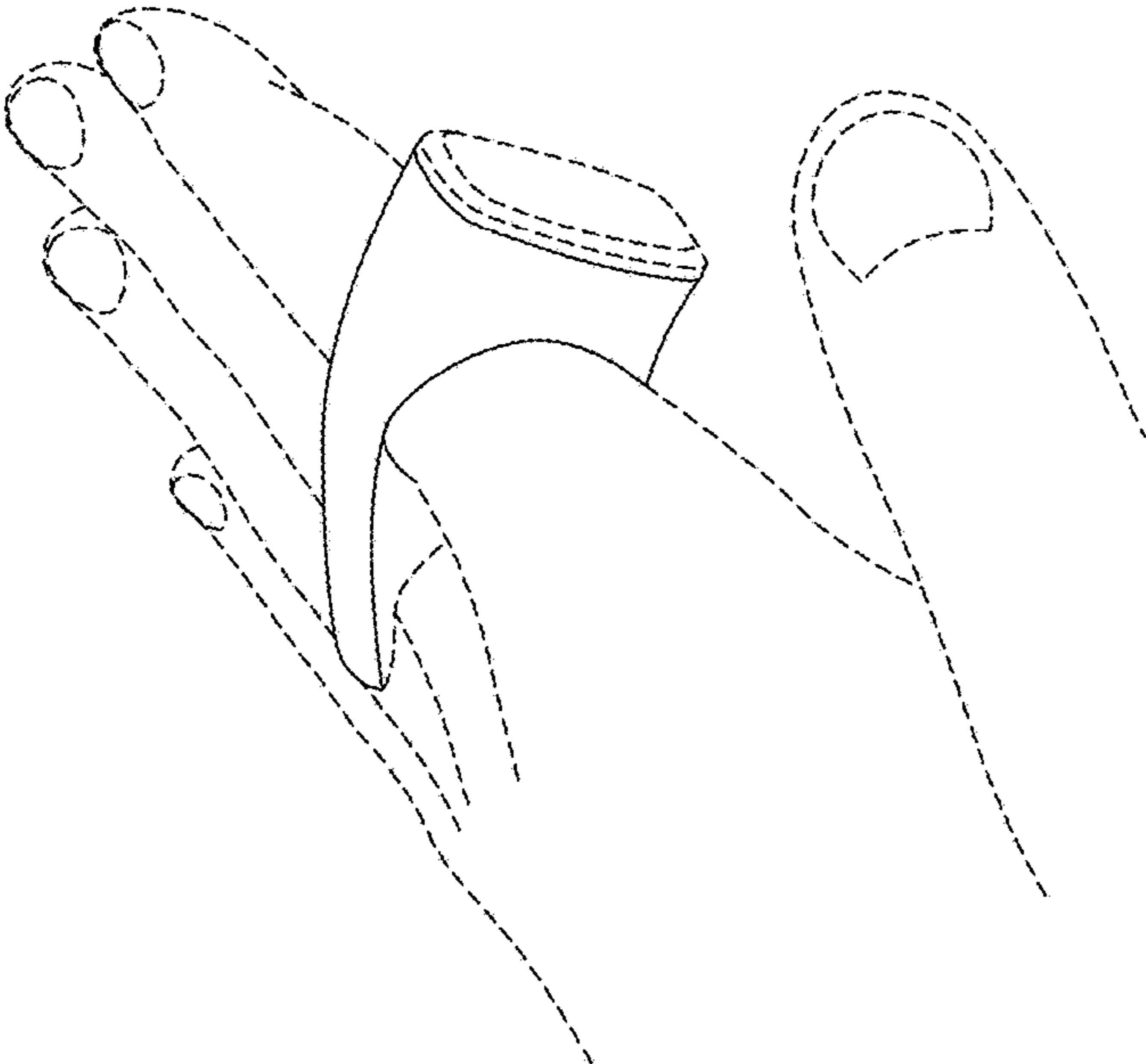


FIG. 8

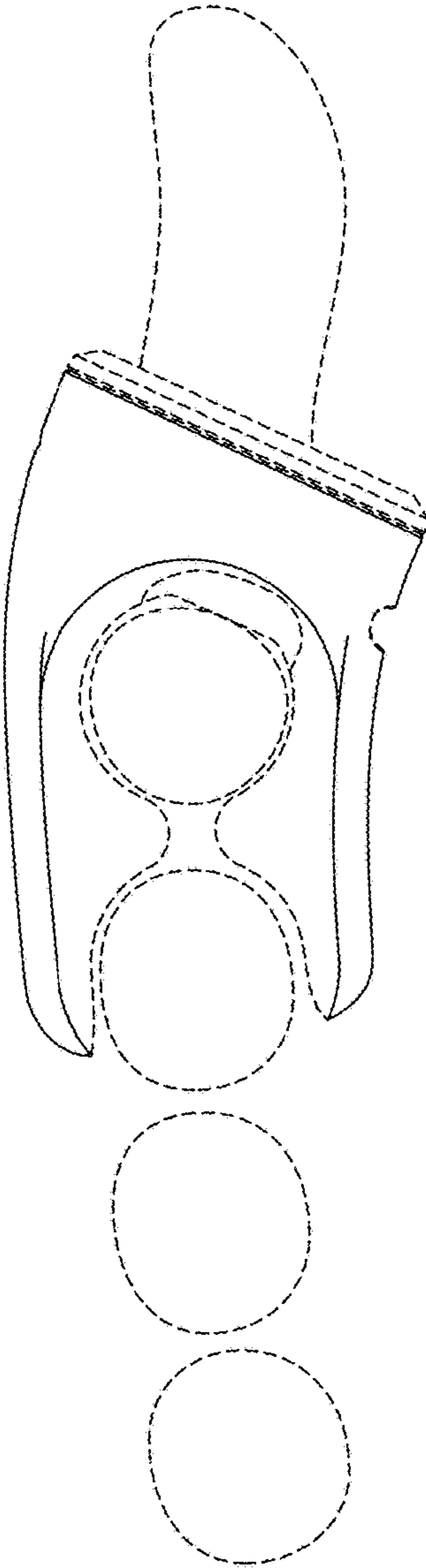


FIG. 9