



US00D841816S

(12) **United States Design Patent**
Min et al.

(10) **Patent No.:** **US D841,816 S**

(45) **Date of Patent:** **** Feb. 26, 2019**

(54) **WIRELESS BIO SIGNAL MEASURING
DEVICE**

(71) Applicant: **SOSO Co., Ltd**, Daegu (KR)

(72) Inventors: **Dong-Bin Min**, Gimpo-si (KR);
Jae-Yong Lee, Seoul (KR); **Dae-Sik
Keum**, Seoul (KR)

(73) Assignee: **SOSO CO., LTD.**, Daegu (KR)

(**) Term: **15 Years**

(21) Appl. No.: **29/596,141**

(22) Filed: **Mar. 6, 2017**

(30) **Foreign Application Priority Data**

Dec. 1, 2016 (KR) 30-2016-0058152

(51) **LOC (11) Cl.** **24-02**

(52) **U.S. Cl.**
USPC **D24/173**

(58) **Field of Classification Search**
USPC ... D10/30-32, 38, 40, 41, 46, 70, 79, 106.5,
D10/106.6, 106.92, 106.94, 114.6, 123,
D10/125, 126, 128, 131; D11/1-4, 93,
D11/94; D14/138, 144, 641, 644, 658,
D14/458; D24/167, 169, 186, 187, 173
CPC H04R 1/105; H04R 2201/107; H04R
2420/07; H04M 1/6066
See application file for complete search history.

(56) **References Cited**

U.S. PATENT DOCUMENTS

D528,529 S * 9/2006 Rose D14/138 R
D528,531 S * 9/2006 Rose D14/138 R
D538,792 S * 3/2007 Kim D14/223
D539,787 S * 4/2007 Kim D14/223
D566,103 S * 4/2008 Sade D14/223
D566,693 S * 4/2008 Jensen D14/223
D566,696 S * 4/2008 Schmelling D14/223

D568,301 S * 5/2008 Kim D14/205
D573,138 S * 7/2008 Goransson D14/223
D573,582 S * 7/2008 Ma D14/205
D579,924 S * 11/2008 Sade D14/223
D585,431 S * 1/2009 Bradford D14/205
D590,813 S * 4/2009 Bradford D14/205
D591,273 S * 4/2009 Nousiainen D14/223

(Continued)

FOREIGN PATENT DOCUMENTS

WO WO-2017187043 A1 * 11/2017 A61B 5/02405

OTHER PUBLICATIONS

Brainno, posted on indiegogo.com, posted Jun. 9, 2017, no production date given, [online], [site visited Jan. 31, 2018], Available from Internet, URL: <https://www.indiegogo.com/projects/brainno-smart-wearable-for-brain-training#/updates/all> (Year: 2017).*

Primary Examiner — Melanie H Tung

Assistant Examiner — Fitzgerald L Butac

(74) *Attorney, Agent, or Firm* — Paratus Law Group, PLLC

(57) **CLAIM**

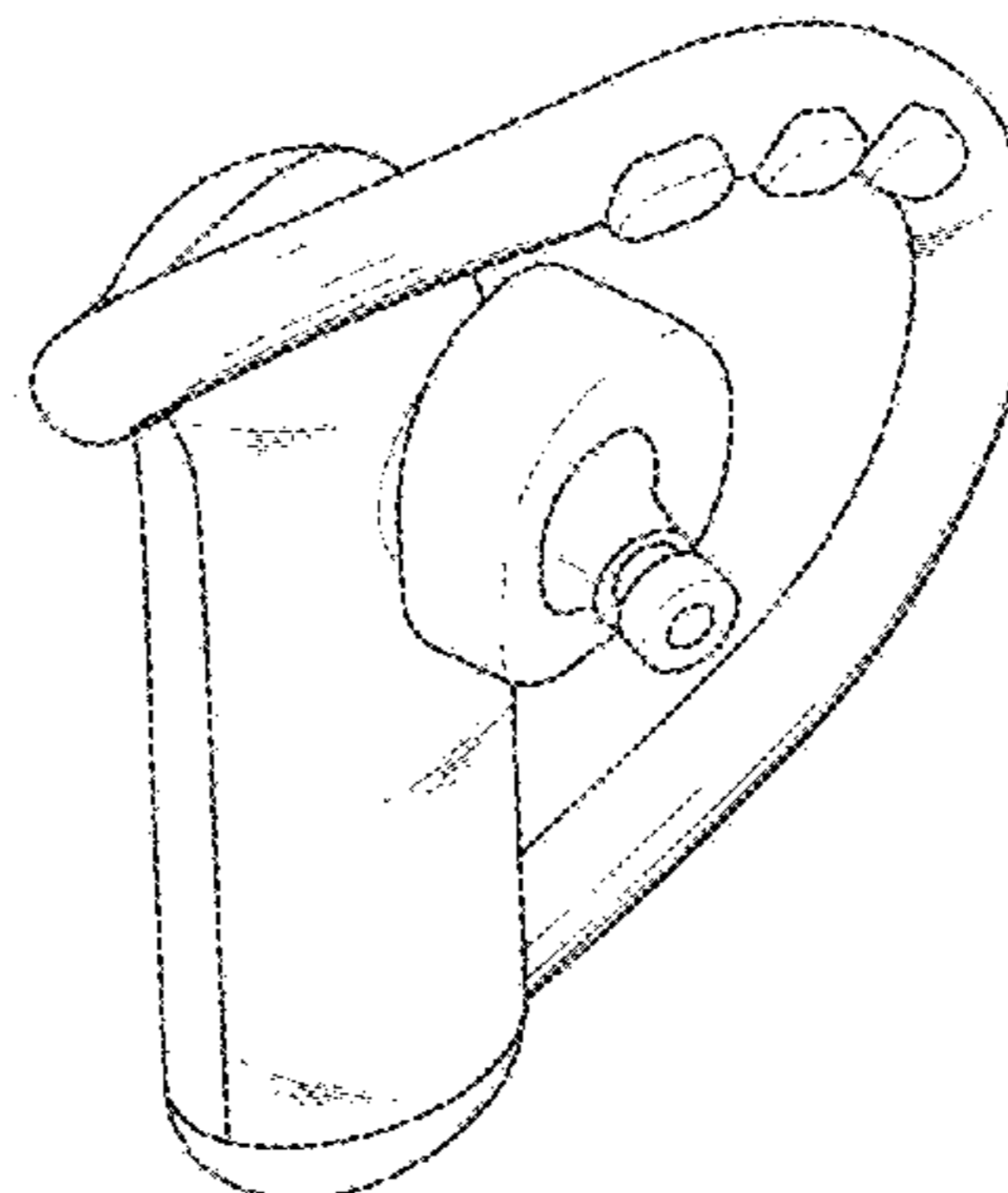
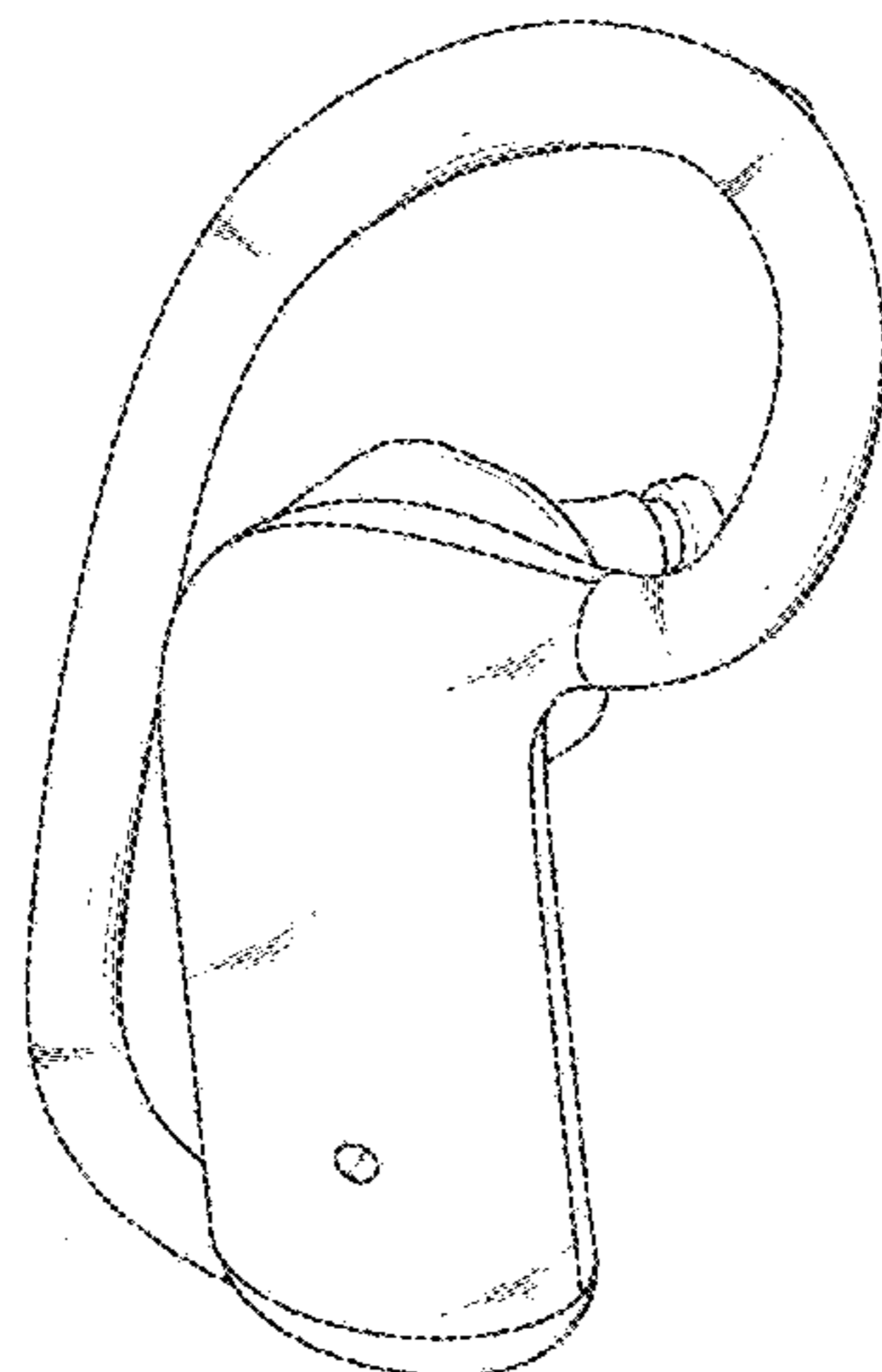
The ornamental design for a “wireless bio signal measuring device”, as shown and described.

DESCRIPTION

FIG. 1 is a front perspective view of a wireless bio signal measuring device showing our new design;
FIG. 2 is a front view thereof;
FIG. 3 is a back view thereof;
FIG. 4 is a left side view thereof;
FIG. 5 is a right side view thereof;
FIG. 6 is a top view thereof;
FIG. 7 is a bottom view thereof; and,
FIG. 8 is a rear perspective view thereof.

The broken lines show portions of a wireless bio signal measuring device that form no part of the claimed design.

1 Claim, 8 Drawing Sheets



(56)

References Cited

U.S. PATENT DOCUMENTS

D596,165	S	*	7/2009	Henning	D14/223
D597,083	S	*	7/2009	Nousiainen	D14/223
D598,469	S	*	8/2009	Harris, Jr.	D14/203.1
D598,900	S	*	8/2009	Wikel	D14/223
D600,682	S	*	9/2009	Wai	D14/223
D604,722	S	*	11/2009	Mistry	D14/223
D622,266	S	*	8/2010	Tzeng	D14/223
D622,706	S	*	8/2010	Tzeng	D14/223
D636,381	S	*	4/2011	Liner	D14/223
D647,513	S	*	10/2011	Ha	D14/223
D650,369	S	*	12/2011	Park	D14/223
D656,490	S	*	3/2012	Birger	D14/223
D663,290	S	*	7/2012	Lee	D14/223
D700,159	S	*	2/2014	Fisher	D14/138 R
D700,160	S	*	2/2014	Fisher	D14/138 R
D700,587	S	*	3/2014	Fisher	D14/138 R
D700,588	S	*	3/2014	Fisher	D14/138 R
D746,267	S	*	12/2015	Birger	D14/223
D756,971	S	*	5/2016	Park	D14/223
D772,203	S	*	11/2016	Zeng	D14/223
D778,450	S	*	2/2017	Min	D24/186
D779,462	S	*	2/2017	Birger	D14/223
D784,290	S	*	4/2017	Paterson	D14/205
D784,291	S	*	4/2017	Paterson	D14/206
D788,751	S	*	6/2017	Pejaudier	D14/223
D789,331	S	*	6/2017	Paterson	D14/225
D795,226	S	*	8/2017	Lian	D14/217
D796,490	S	*	9/2017	Lian	D14/217
D801,952	S	*	11/2017	Lian	D14/223
D806,684	S	*	1/2018	Tsai	D14/223

* cited by examiner

FIG. 1

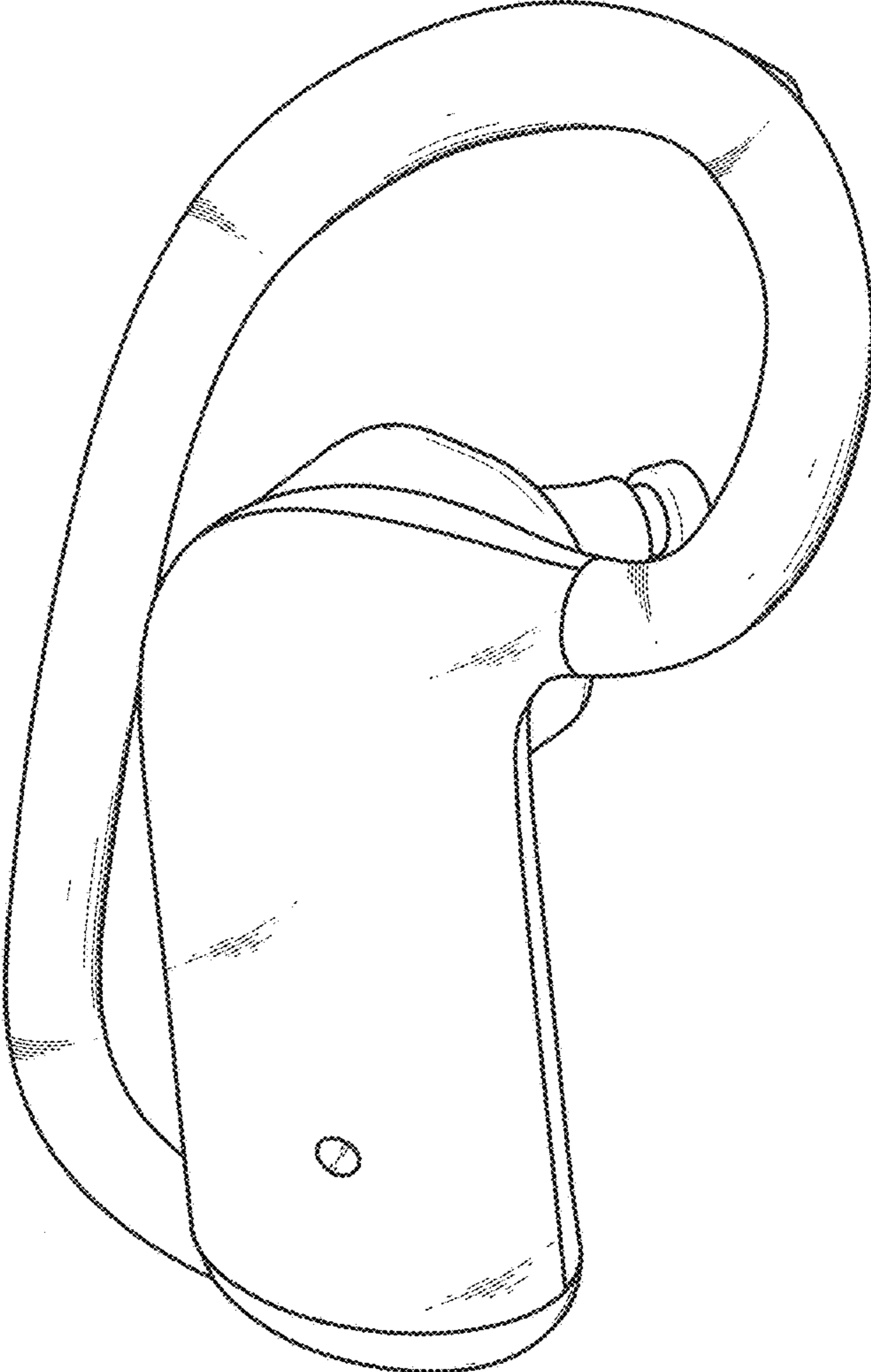


FIG. 2

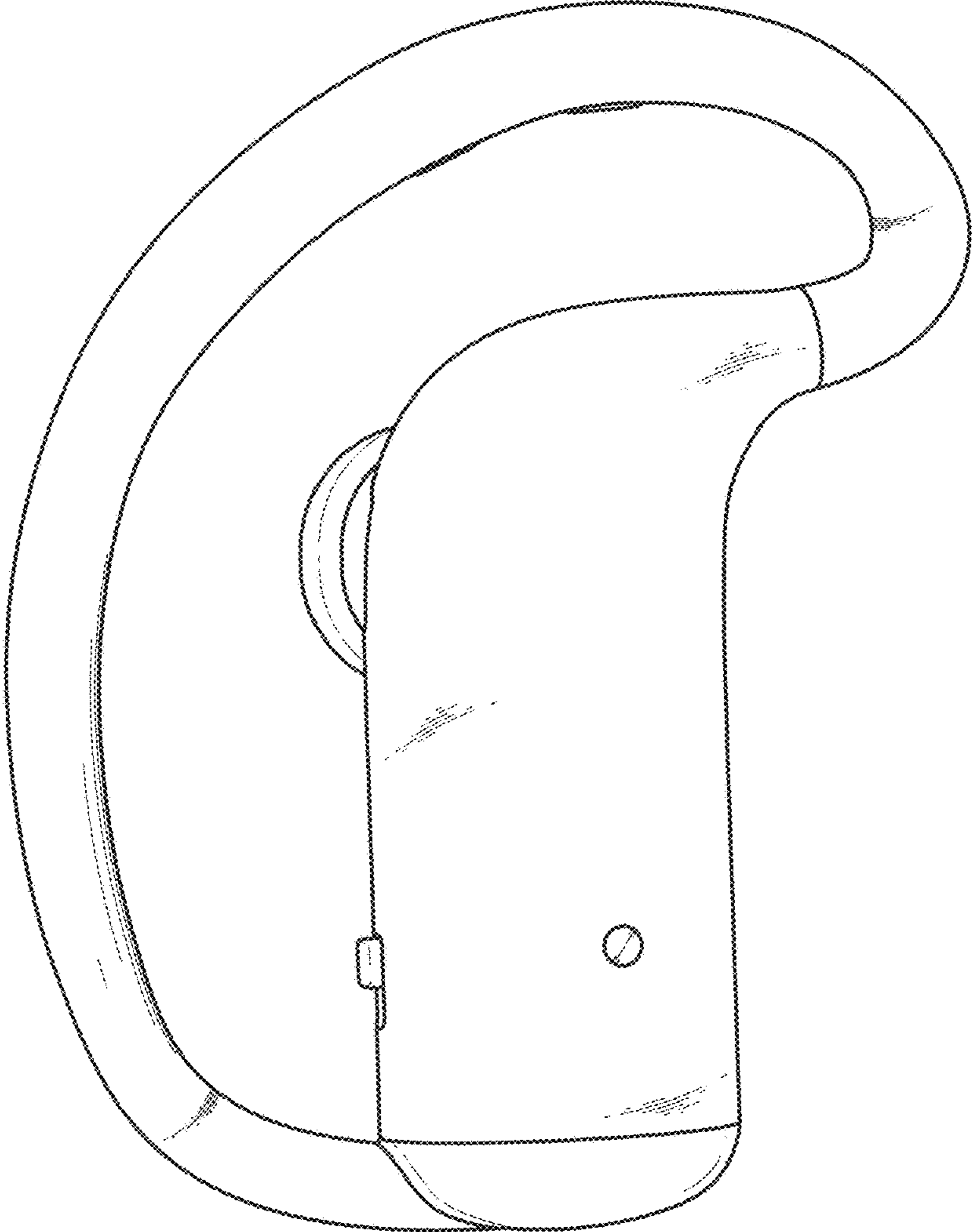


FIG. 3

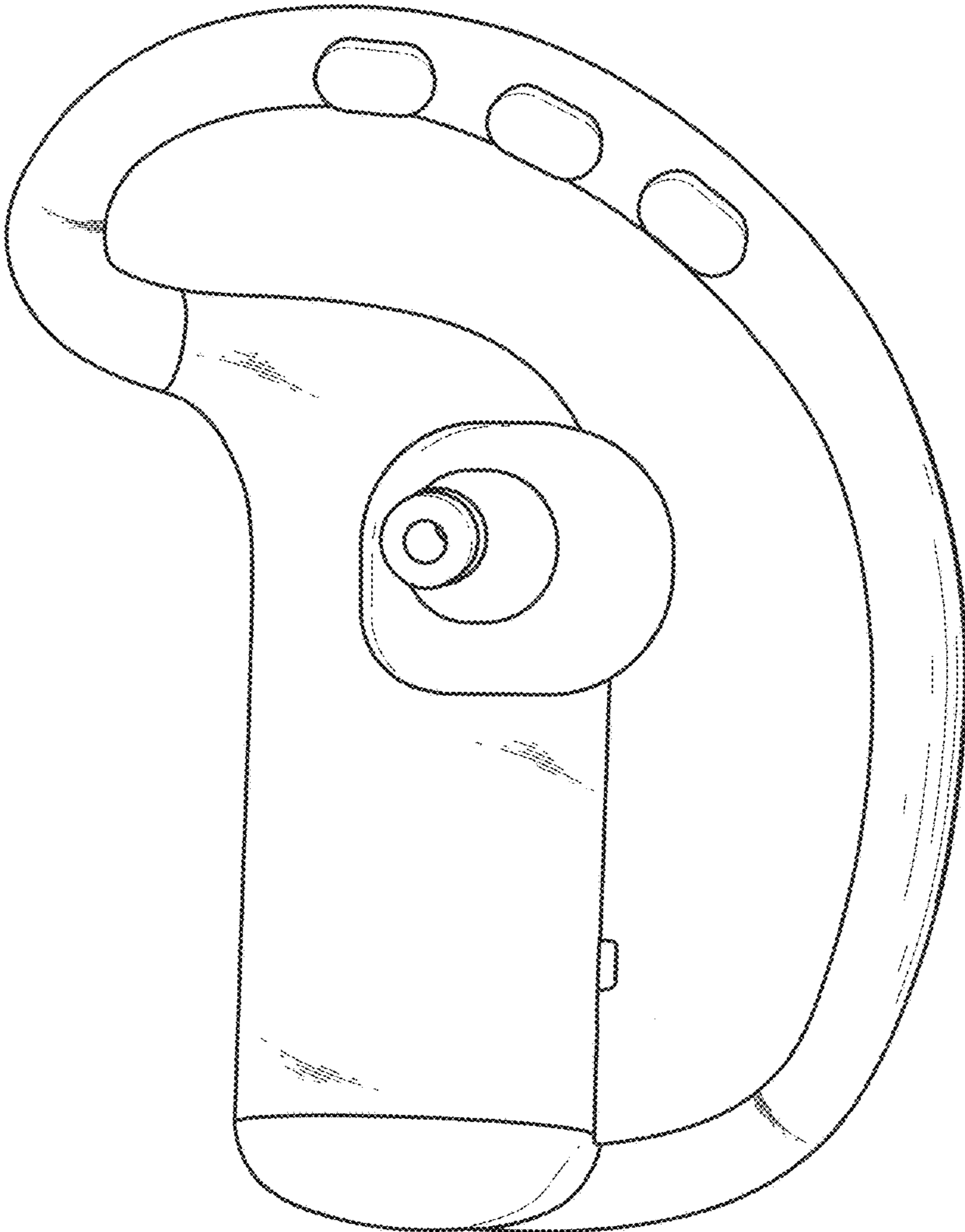


FIG. 4

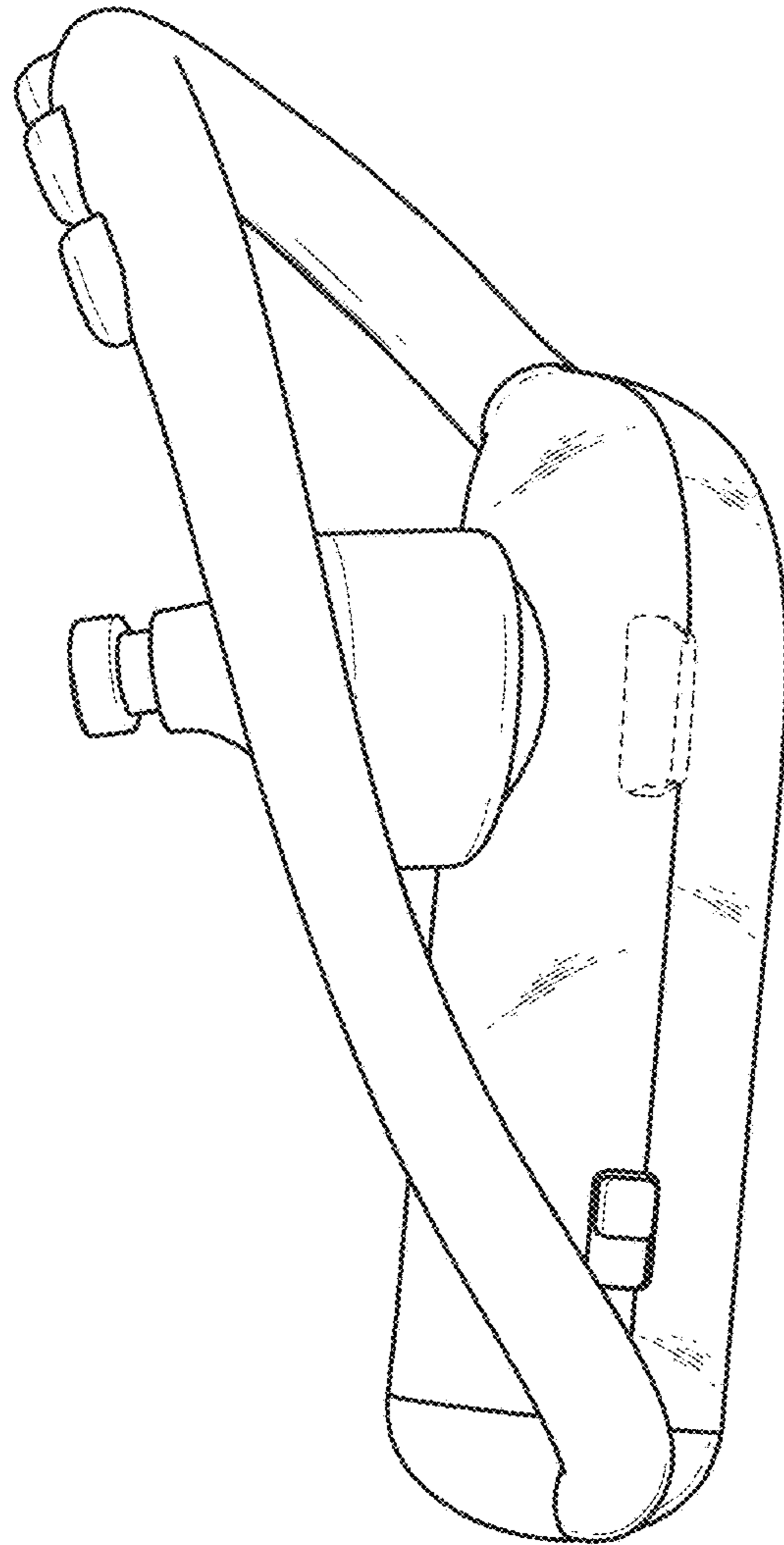


FIG. 5

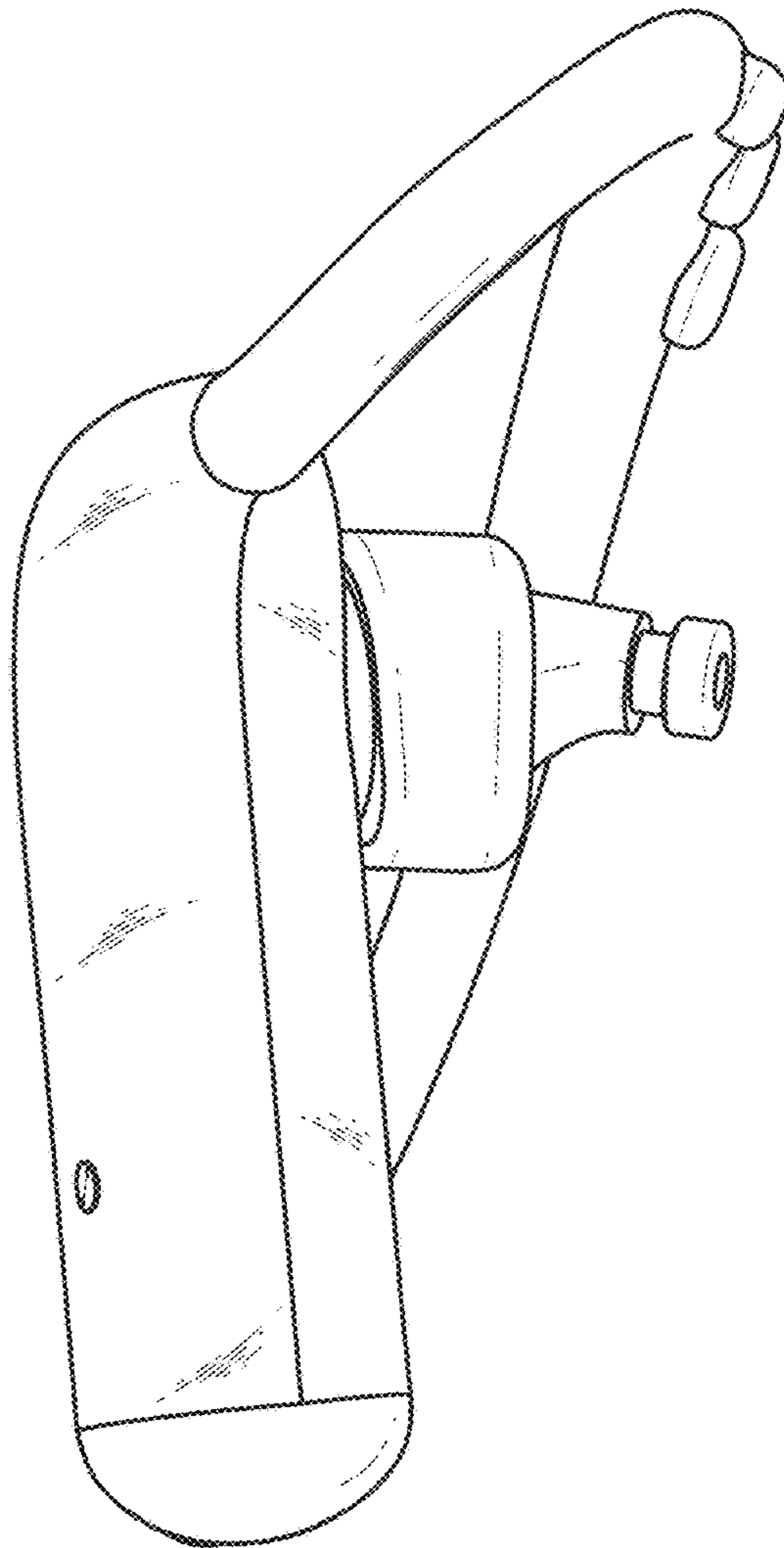


FIG. 6

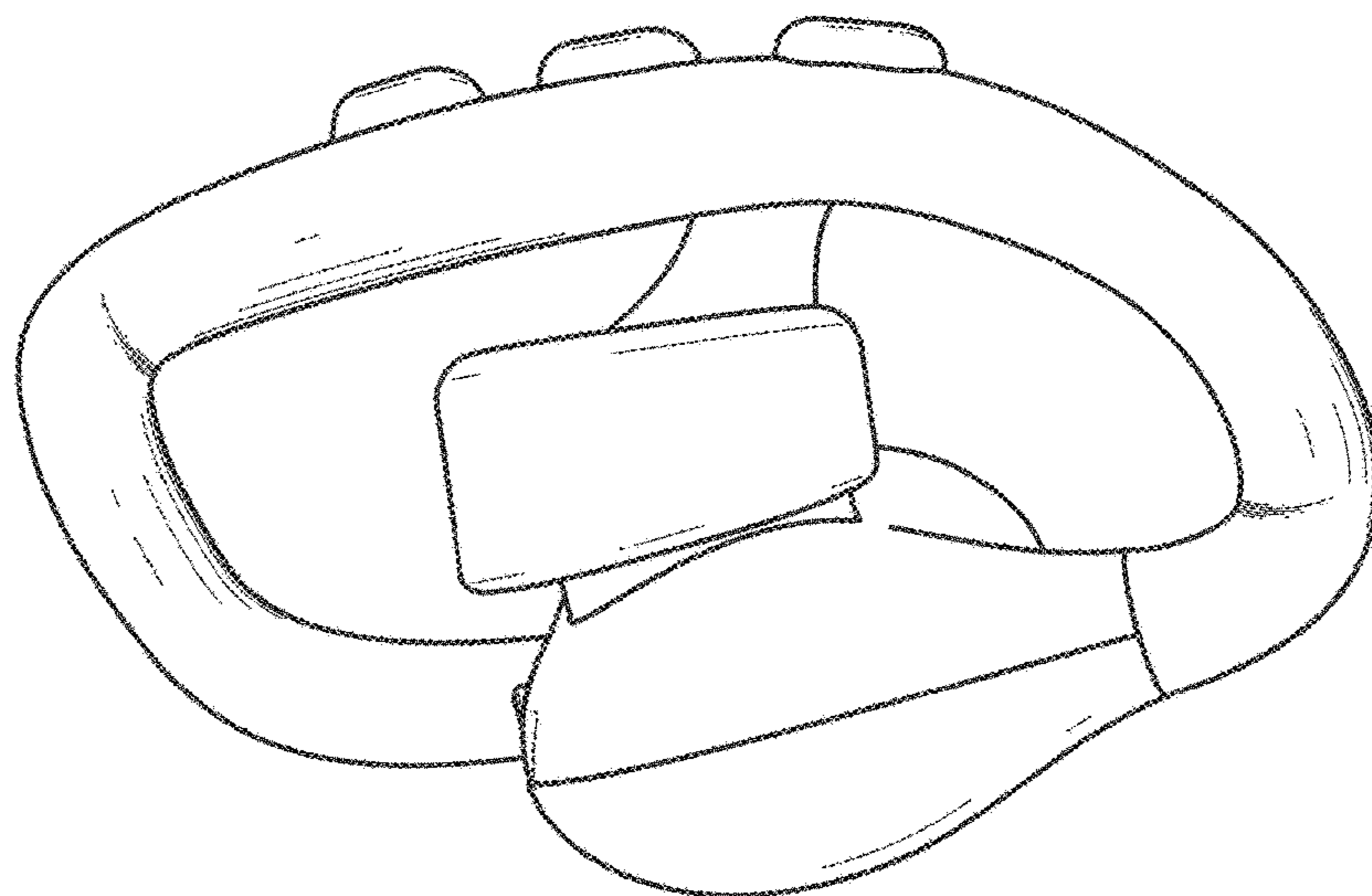


FIG. 7

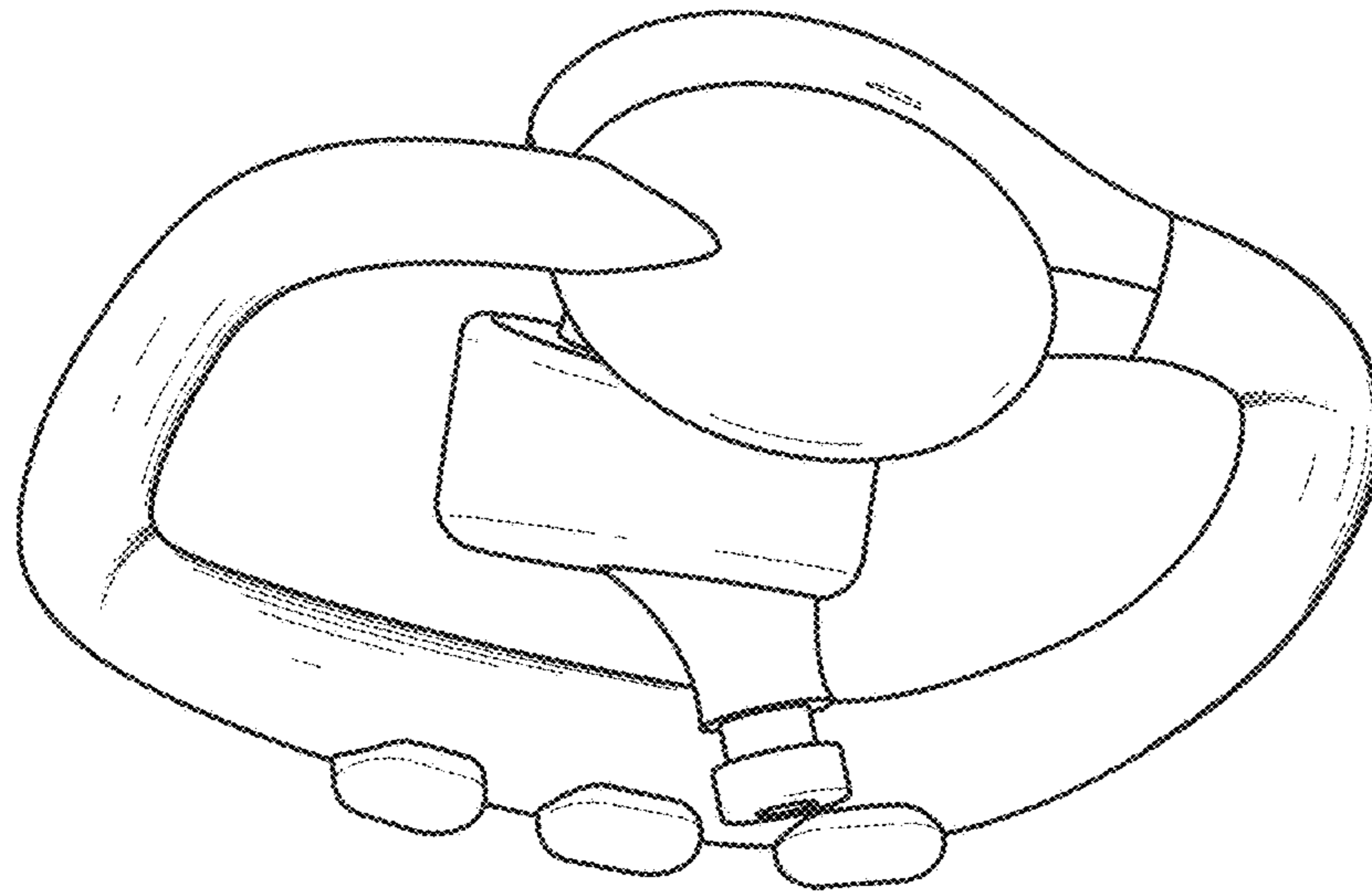


FIG. 8

