



US00D841789S

(12) **United States Design Patent** (10) **Patent No.:** **US D841,789 S**
Inovero et al. (45) **Date of Patent:** **** Feb. 26, 2019**

(54) **COLUMN HEATER**

(71) Applicant: **Bond Manufacturing Company, Inc.**,
Antioch, CA (US)

(72) Inventors: **Trisha Inovero**, Shenzhen (CN);
Zhirong Zhang, Shenzhen (CN); **Cam
Jenkins**, Antioch, CA (US)

(73) Assignee: **Bond Manufacturing Co., Inc.**,
Antioch, CA (US)

D471,967 S 3/2003 Bossler
6,651,647 B2 11/2003 Waters
D486,211 S 2/2004 Chan et al.
D509,291 S 9/2005 Cunningham
D537,154 S 2/2007 Cunningham
D563,537 S 3/2008 McColgin
D567,916 S 4/2008 McColgin
D594,949 S 6/2009 Wang
D616,972 S 6/2010 Wang
D620,569 S 7/2010 Hall, Jr. et al.
D639,919 S 6/2011 Yu

(Continued)

(**) Term: **15 Years**

FOREIGN PATENT DOCUMENTS

(21) Appl. No.: **29/634,346**

AU 2003 203 464 10/2003
FR 2814223 3/2002

(22) Filed: **Jan. 19, 2018**

OTHER PUBLICATIONS

Related U.S. Application Data

(63) Continuation of application No. 29/527,814, filed on
May 21, 2015, now Pat. No. Des. 812,205.

(51) **LOC (11) Cl.** **23-03**

(52) **U.S. Cl.**
USPC **D23/317**

(58) **Field of Classification Search**
USPC D23/323, 328, 332, 336, 339, 342, 386,
D23/338, 317, 314, 340, 343, 346, 403
CPC F23D 14/145; F23D 14/06; F24C 3/04;
F24C 1/12; F24C 1/14; F24C 1/10; F24H
3/006; F24H 9/0057; F24H 9/1881
See application file for complete search history.

Home Depot Catalog, <http://www.homedepot.com/catalog/productImages/400/3f/3f384a39-69ea-4eb4-9-caa-bd9d>, 1 page, printed
Nov. 4, 2015.

(Continued)

Primary Examiner — T Chase Nelson
Assistant Examiner — Ania Aman

(74) *Attorney, Agent, or Firm* — Weide & Miller Ltd.

(57) **CLAIM**

The ornamental design for a column heater, as shown and
described.

DESCRIPTION

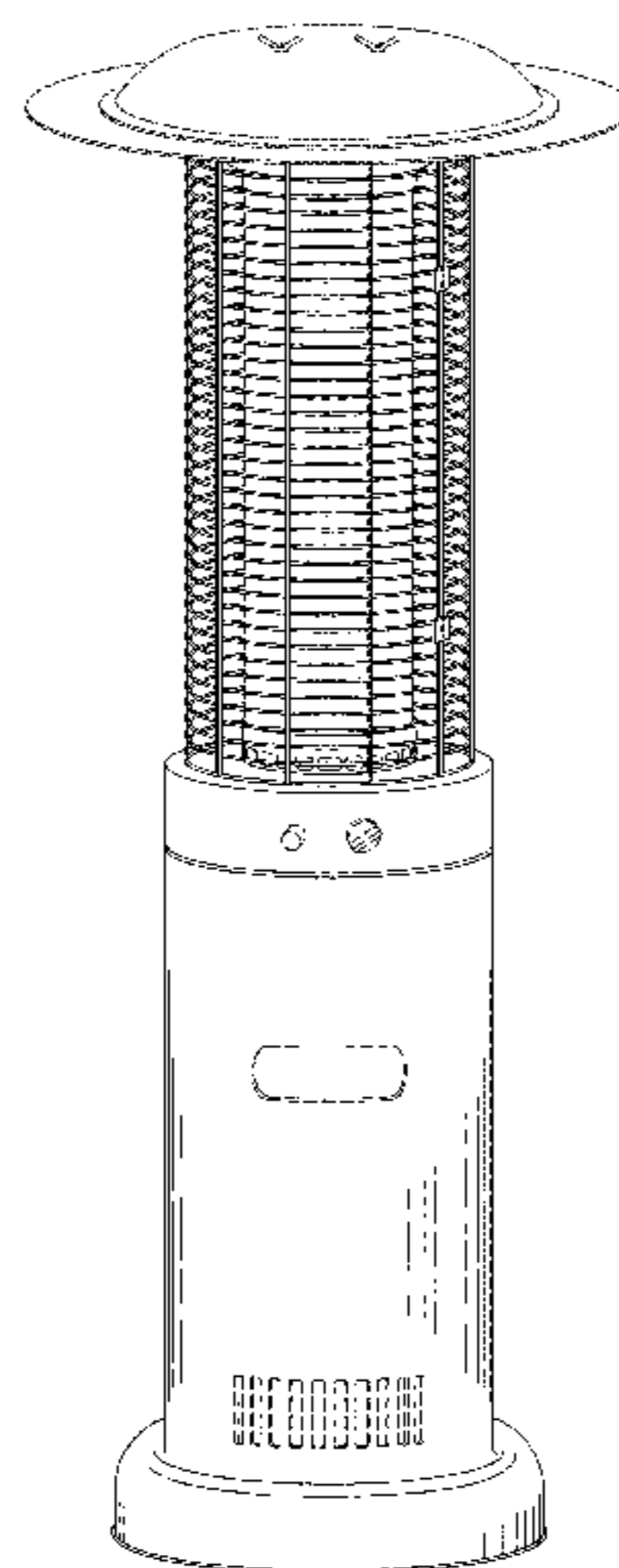
(56) **References Cited**

U.S. PATENT DOCUMENTS

D325,963 S 5/1992 Anderson
D429,324 S 8/2000 Olson et al.
6,192,878 B1 2/2001 Waters
6,397,835 B1 6/2002 Liang
D462,426 S 9/2002 Jeng
D462,427 S 9/2002 Jeng
D465,836 S 11/2002 Smith et al.

FIG. 1 is a perspective view of a column heater;
FIG. 2 is a front view of the column heater;
FIG. 3 is a back view of the column heater;
FIG. 4 is a top view of the column heater; and,
FIG. 5 is a bottom view of the column heater.
The broken lines indicate unclaimed portions of the article
that form no part of the claimed design.

1 Claim, 5 Drawing Sheets



(56)

References Cited

U.S. PATENT DOCUMENTS

D640,355	S	6/2011	Yu	
D663,811	S	7/2012	Ren	
D688,360	S	8/2013	Paz	
D718,850	S	12/2014	Stokke	
D756,496	S	5/2016	Wang	
9,328,927	B2	5/2016	Wang	
9,404,671	B2	8/2016	Liang	
D804,622	S *	12/2017	Wang D23/317
D813,362	S *	3/2018	Anthony D23/317
D813,999	S *	3/2018	Inovero D23/317
2001/0037804	A1	11/2001	Waters	
2003/0056782	A1	3/2003	Liang	
2004/0226551	A1	11/2004	Duphily	
2007/0101983	A1 *	5/2007	Yao F24C 1/14 126/92 B
2008/0152329	A1	6/2008	Saunders	
2010/0132698	A1	6/2010	Pedersen	
2014/0220293	A1	8/2014	Lavigna et al.	
2014/0305427	A1	10/2014	Liang	
2014/0305428	A1	10/2014	Liang	
2016/0230985	A1	8/2016	Home	

OTHER PUBLICATIONS

Square image, Square, <https://secure.img1.wfrcdn.com/1f/87/hash/1523/3972126/1/Square%2BFlame%2BHeater>, 1 page, printed Nov. 4, 2015.

Evenglo image, The Evenglo Edge, Radiant Patio Heater, 1 page, date unknown.

Gasmate Catalog, Gasmate, the outdoors made easy, Heating & Lighting, www.gasmate.co.nz, 2013-2014, 20 pages.

* cited by examiner

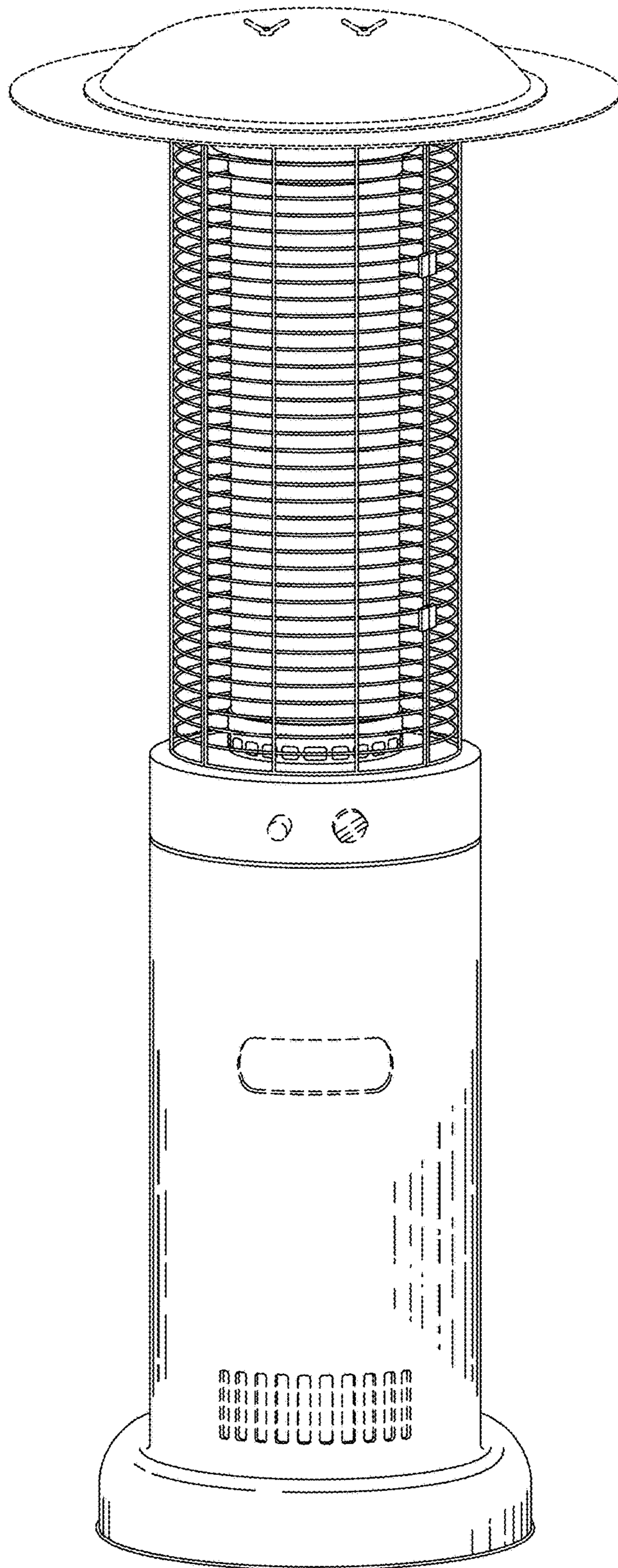


FIG. 1

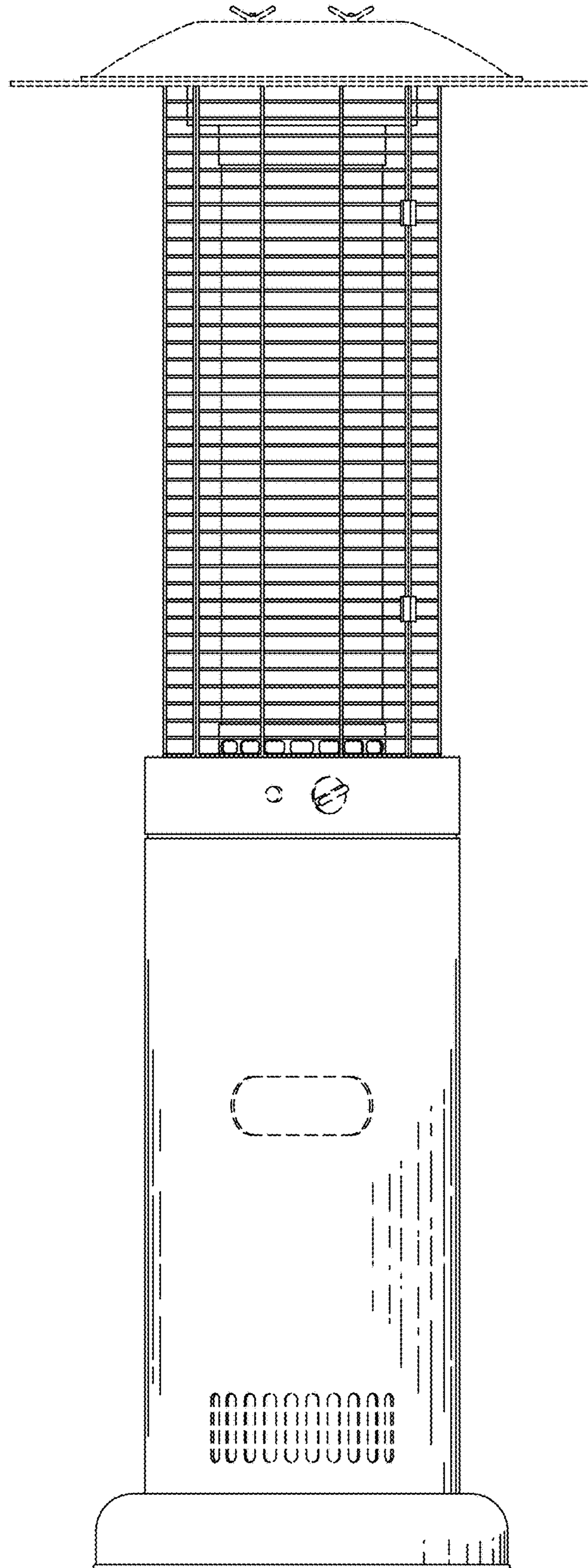


FIG. 2

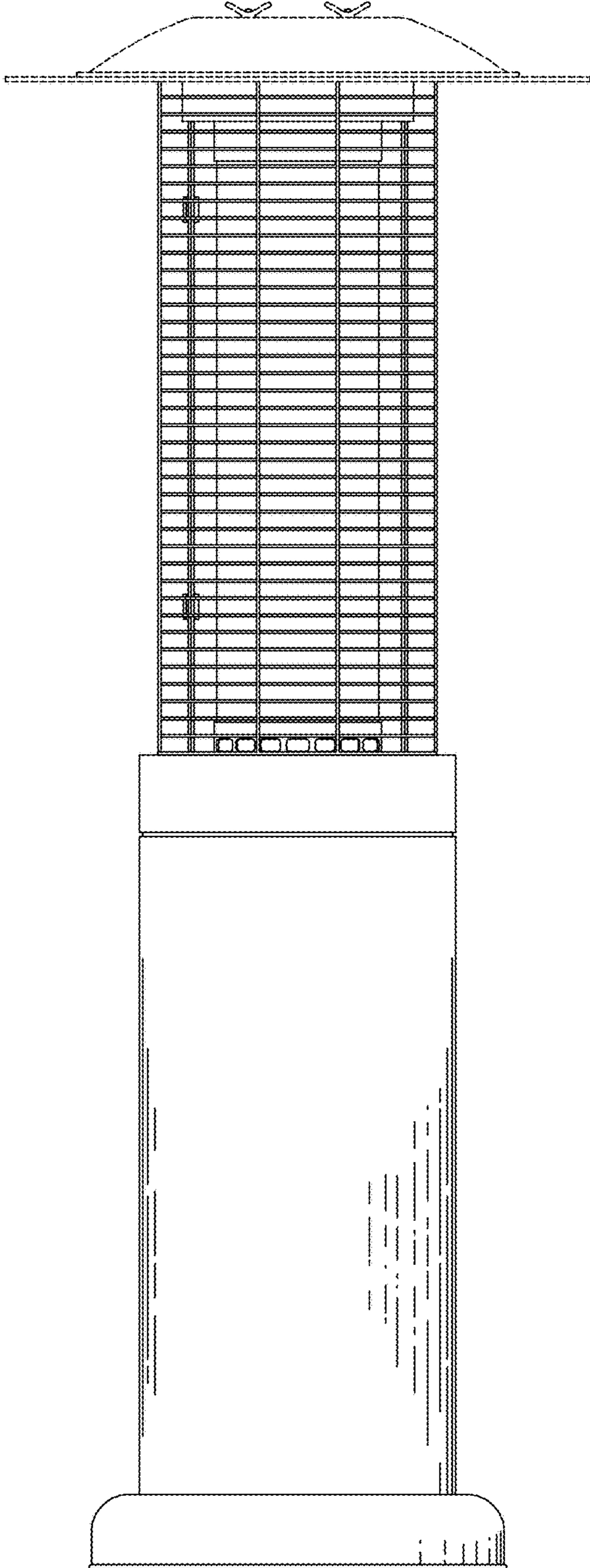


FIG. 3

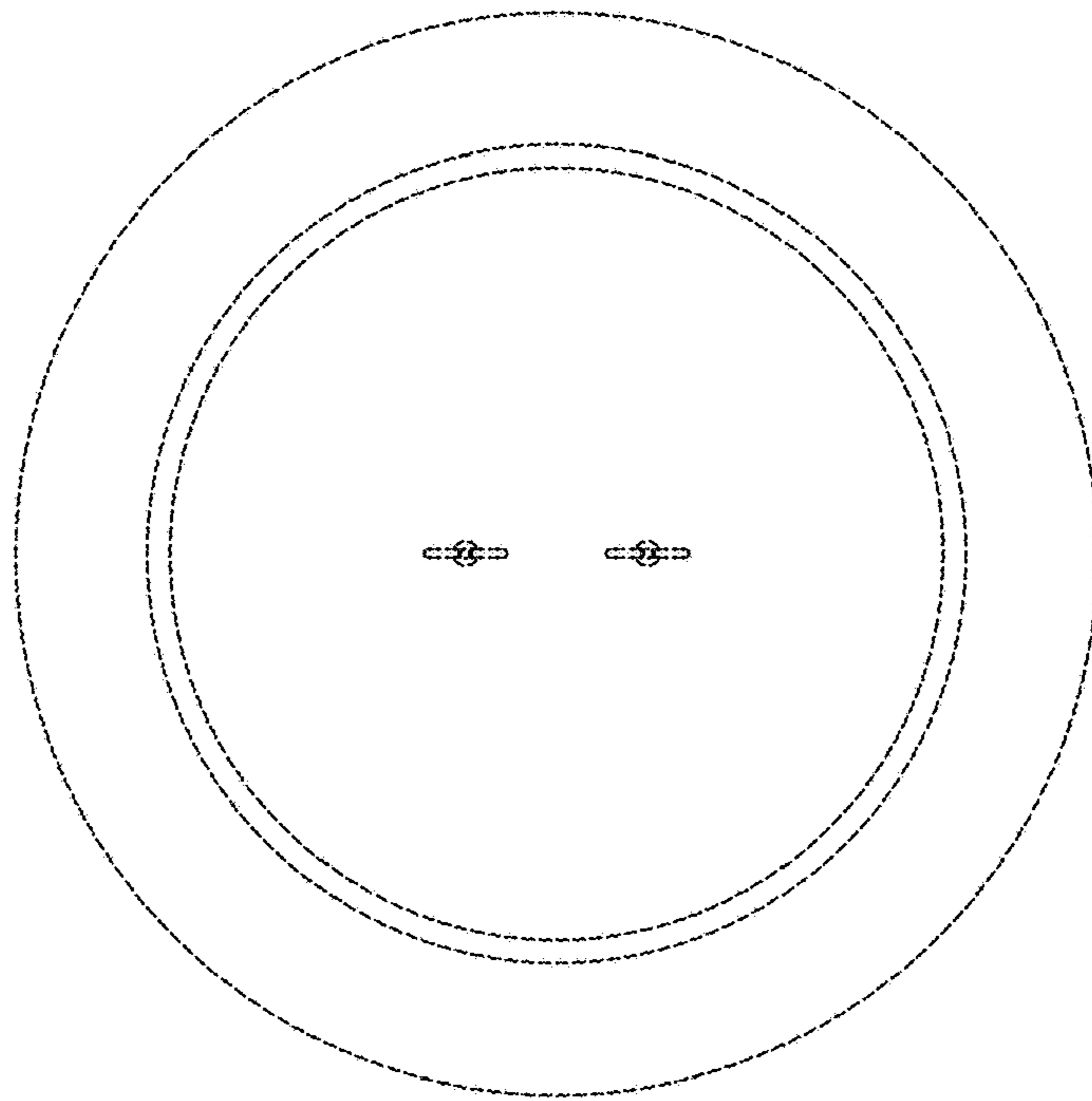


FIG. 4

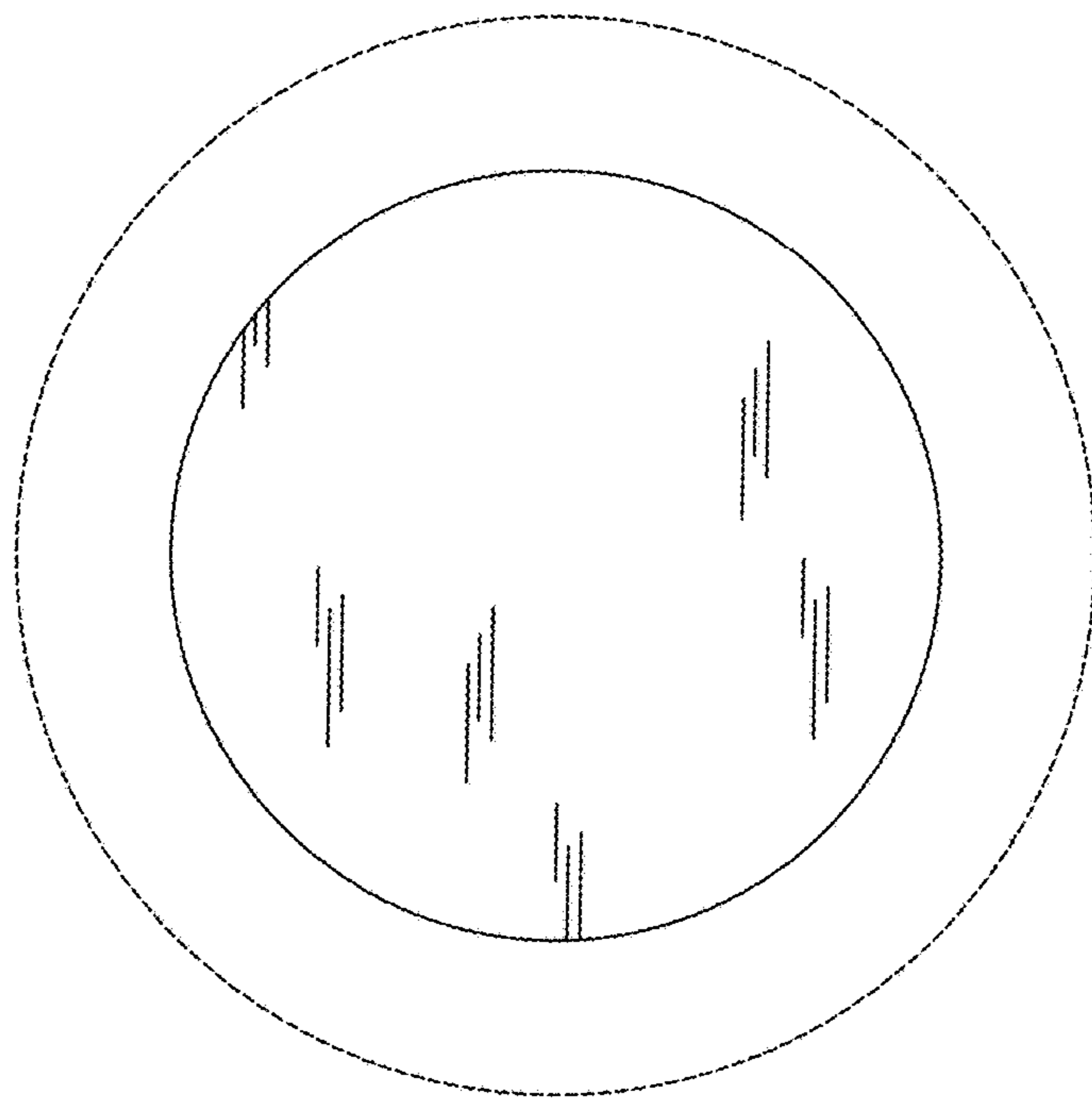


FIG. 5