

US00D841761S

(12) **United States Design Patent** (10) **Patent No.:** **US D841,761 S**  
**Lin** (45) **Date of Patent:** **\*\* Feb. 26, 2019**

(54) **SELF-DEFENSE DEVICE**

(71) Applicant: **DID, INC.**, Boise, ID (US)  
(72) Inventor: **Mindy Lynn Lin**, Eagle, ID (US)  
(73) Assignee: **DID, INC.**, Boise, ID (US)  
(\*\*) Term: **15 Years**  
(21) Appl. No.: **29/630,405**

(22) Filed: **Dec. 20, 2017**  
(51) **LOC (11) Cl.** ..... **22-02**  
(52) **U.S. Cl.**  
USPC ..... **D22/117**  
(58) **Field of Classification Search**  
USPC ..... D22/115, 117-120; 463/47.4, 47.6, 47.2,  
463/47.7; 362/102; D21/400, 452, 798;  
D24/215  
CPC ..... A01K 85/18; F41B 45/00; F41B 15/00;  
F41H 9/102; F41H 13/0018  
See application file for complete search history.

(56) **References Cited**

**U.S. PATENT DOCUMENTS**

D630,761 S *	1/2011	Marshall	.....	D24/215
D658,264 S *	4/2012	Richter	.....	D22/117
D753,261 S *	4/2016	Griffin	.....	D22/117
D756,482 S *	5/2016	Griffin	.....	D22/117
D811,515 S *	2/2018	Parise	.....	D22/117
D829,298 S *	9/2018	Parise	.....	D22/117

**OTHER PUBLICATIONS**

Smith and Wesson Delta Force PL-10 Tactical LED Penlight—CREE XP-E2 LED—105 Lumens, Review online dated Jun. 15, 2017 (Year: 2018).\*

\* cited by examiner

*Primary Examiner* — Catherine R Oliver-Garcia  
(74) *Attorney, Agent, or Firm* — Parry IP PLLC; Jeffrey C. Parry

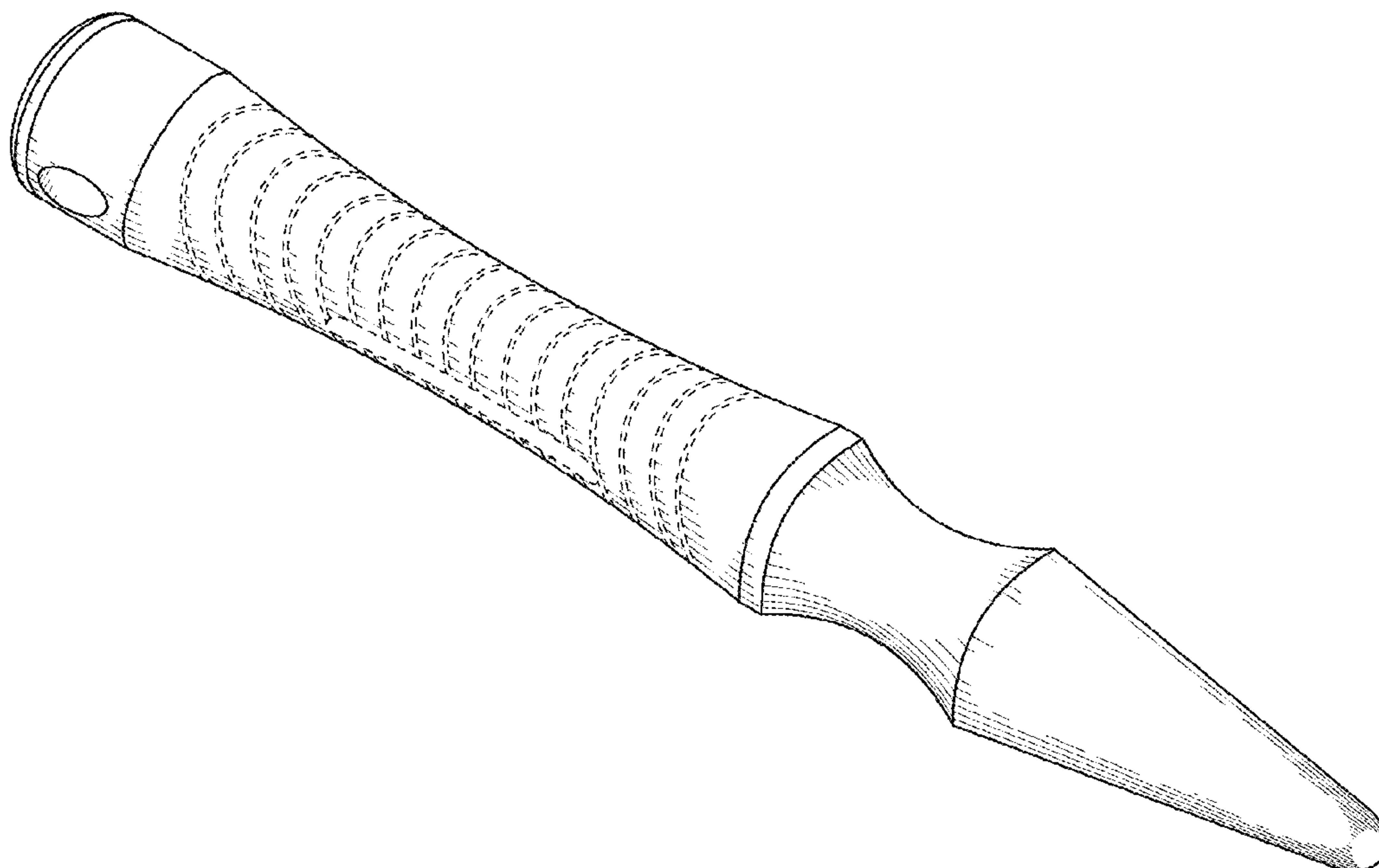
(57) **CLAIM**

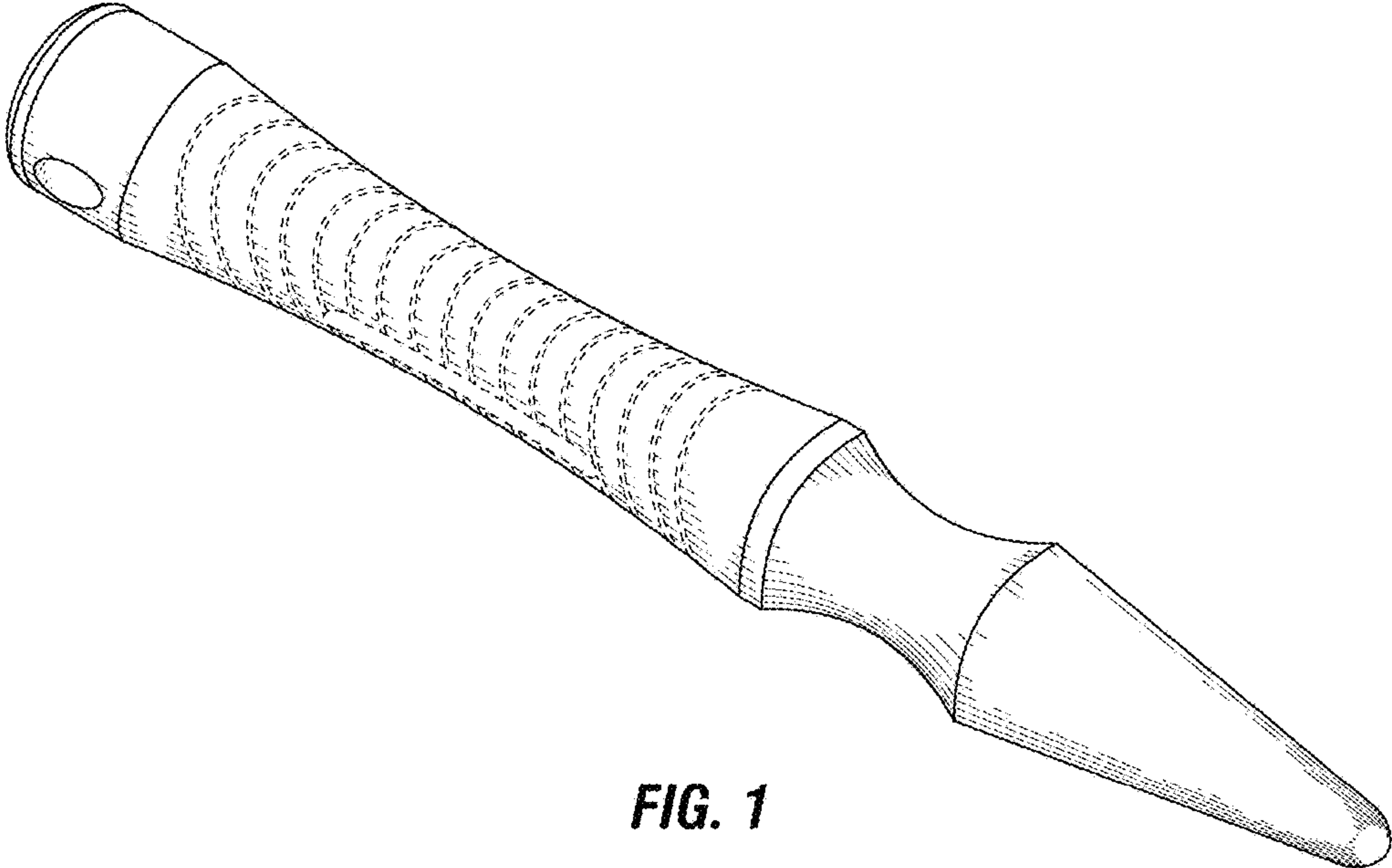
I claim the ornamental design for a self-defense device, as shown and described.

**DESCRIPTION**

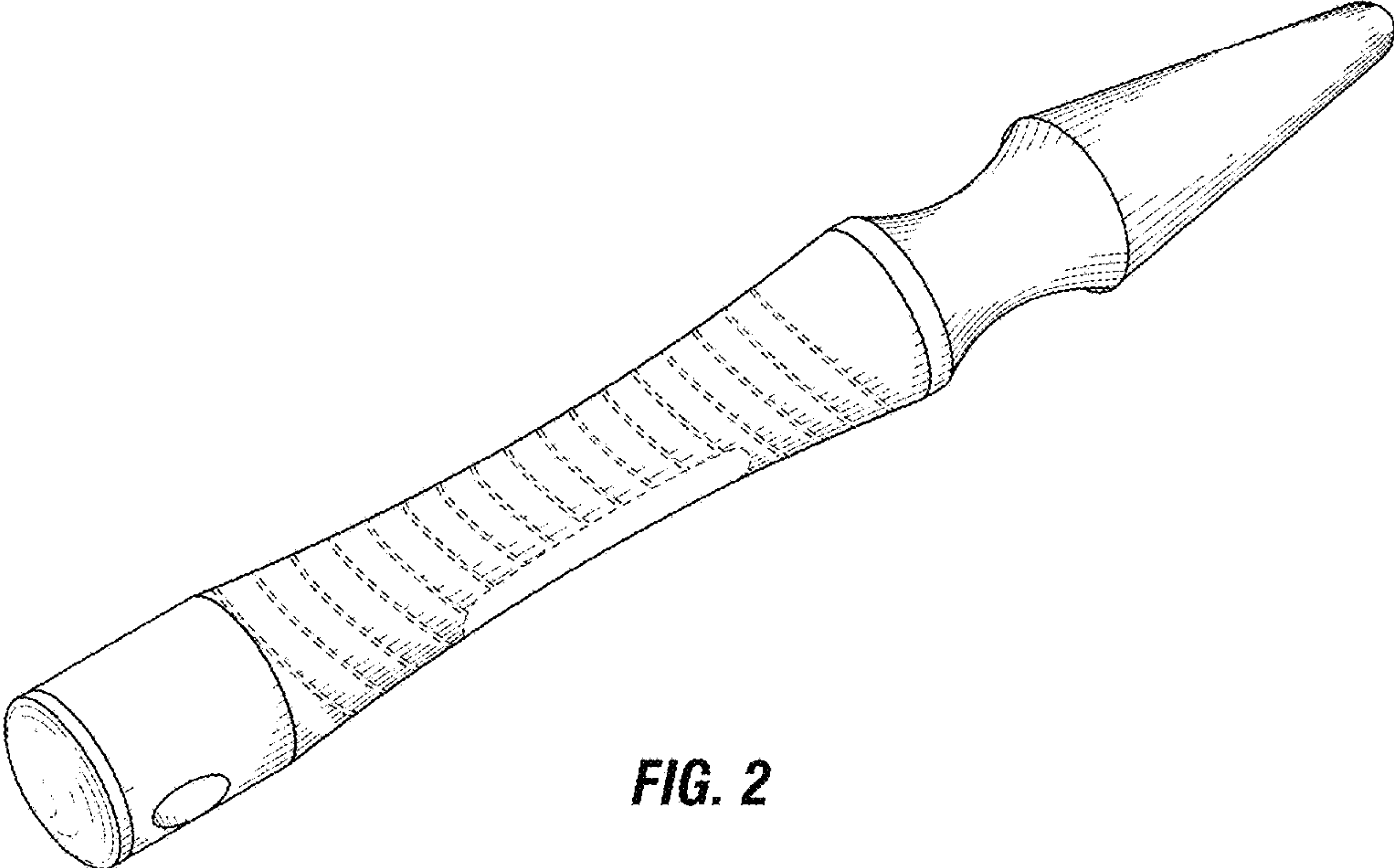
FIG. 1 depicts a front, top, and side perspective view of a self-defense device;  
FIG. 2 depicts a rear, top, and side perspective view thereof;  
FIG. 3 depicts a side elevation view thereof;  
FIG. 4 depicts an opposing side elevation view thereof;  
FIG. 5 depicts a top plan view thereof;  
FIG. 6 depicts a bottom plan view thereof;  
FIG. 7 depicts a rear elevation view thereof; and,  
FIG. 8 depicts a front elevation view thereof.  
The broken lines depict environmental structure and are for illustrative purposes only and form no part of the claimed design.

**1 Claim, 2 Drawing Sheets**





**FIG. 1**



**FIG. 2**

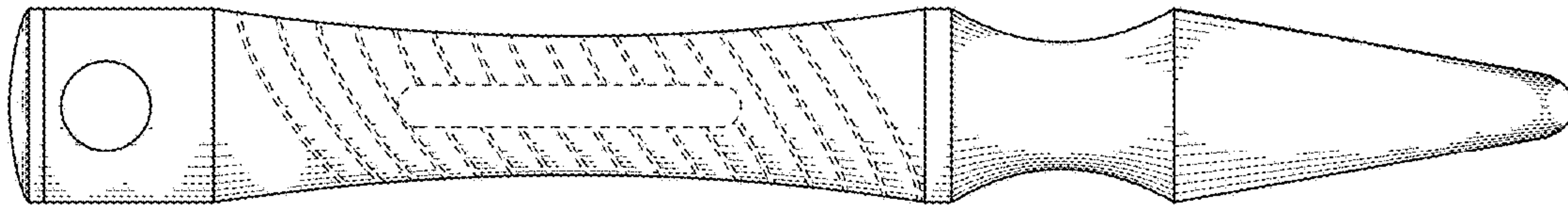


FIG. 3

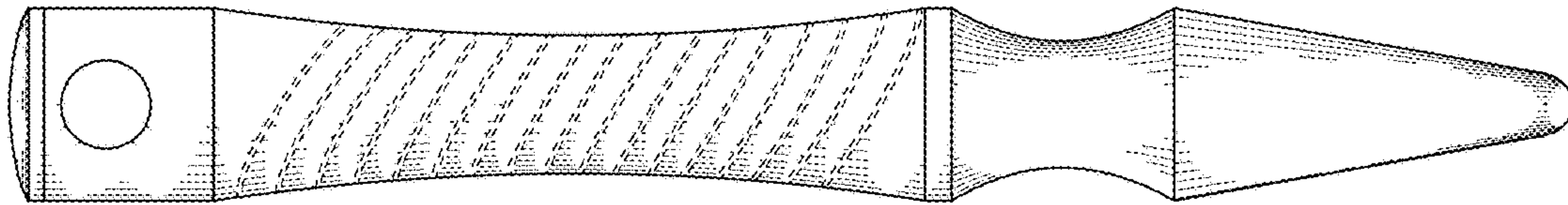


FIG. 4

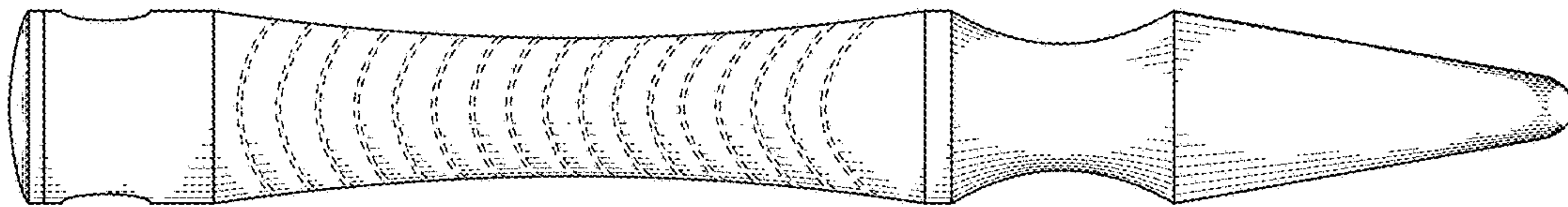


FIG. 5

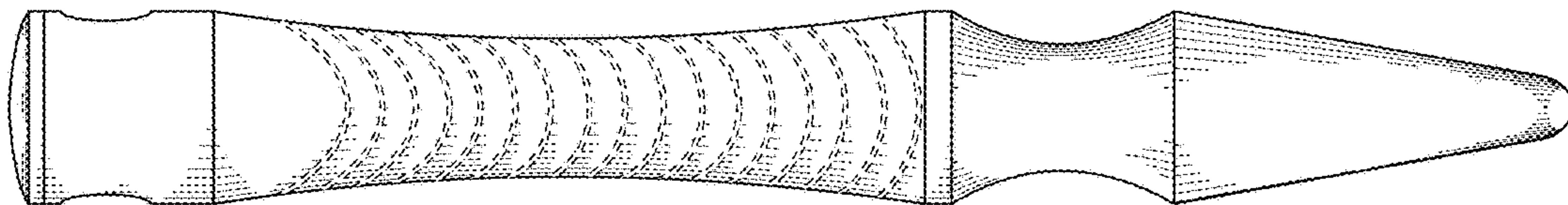


FIG. 6

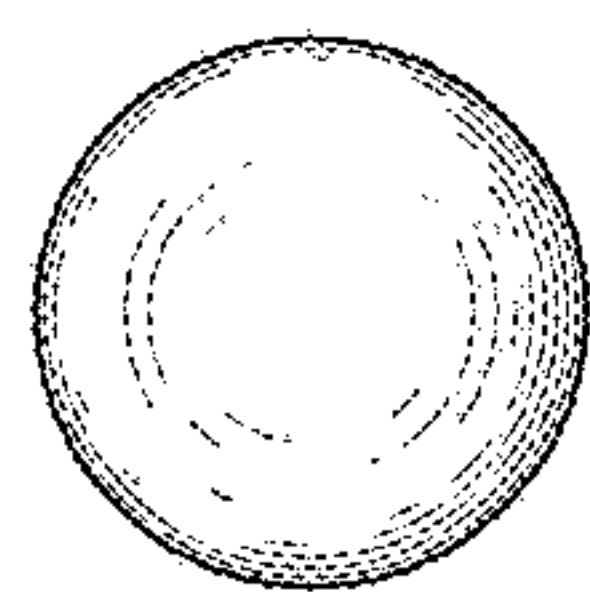


FIG. 7

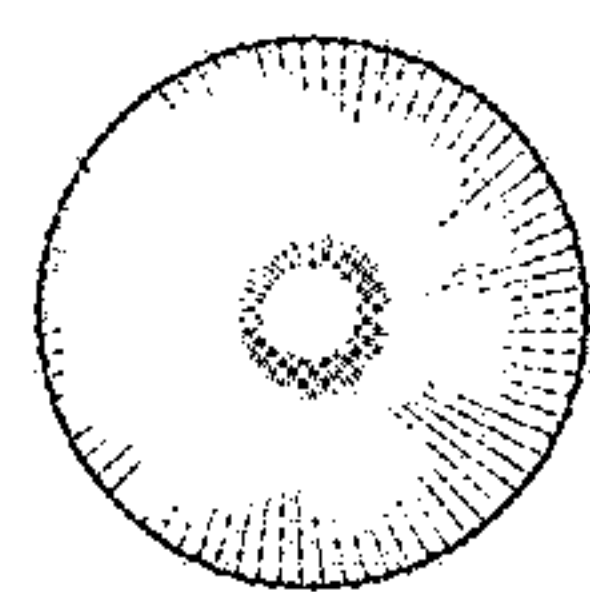


FIG. 8