



US00D841749S

(12) **United States Design Patent** (10) **Patent No.:** **US D841,749 S**  
**Chiang** (45) **Date of Patent:** **\*\* Feb. 26, 2019**

(54) **BALL**  
(71) Applicant: **LI HSEN PLASTICS CO., LTD.**,  
New Taipei (TW)  
(72) Inventor: **San-Lang Chiang**, New Taipei (TW)  
(73) Assignee: **LI HSEN PLASTICS CO., LTD.**,  
New Taipei (TW)  
(\*\*) Term: **15 Years**  
(21) Appl. No.: **29/635,727**  
(22) Filed: **Feb. 2, 2018**  
(51) **LOC (11) Cl.** ..... **21-02**  
(52) **U.S. Cl.**  
USPC ..... **D21/714; D21/616**  
(58) **Field of Classification Search**  
USPC ..... D21/398, 439, 707-714, 466, 576-661;  
D30/160; D1/107, 110, 111; D28/8.2;  
D24/102; D11/49-52, 82, 127, 158;  
D3/271.2; D9/601-613; 473/569-577,  
473/593-615; 446/4, 5, 76, 183, 184,  
446/219, 220-227, 269, 270, 431, 437,  
446/438, 439, 486; 428/11;  
119/707-711  
CPC . A63B 37/00; A63B 37/0005; A63B 37/0098;  
A63B 37/06; A63B 37/08; A63B 37/10;  
A63B 37/12; A63B 37/14; A63B  
2037/065; A63B 2037/082; A63B  
2037/085; A63B 39/00; A63B 39/06;  
A63B 39/08; A63B 2039/003; A63B  
2039/006; A63B 41/00; A63B 41/08;  
A63B 41/10; A63B 43/00; A63B 43/002;  
A63B 43/005; A63B 43/008; A63B  
43/02; A63B 43/04; A63B 43/06; A63B  
2043/001; A01K 15/025; A01K 15/026  
See application file for complete search history.

(56) **References Cited**  
U.S. PATENT DOCUMENTS  
D154,259 S \* 6/1949 Gapstur et al. .... D21/714  
D187,526 S \* 3/1960 Hansen ..... D1/110  
2,960,794 A \* 11/1960 Johns ..... A63H 3/24  
446/183  
D233,539 S \* 11/1974 Echterling ..... D21/611  
D273,506 S \* 4/1984 Routzong ..... D21/714  
D323,865 S \* 2/1992 Clarke ..... D21/604  
5,090,935 A \* 2/1992 Monson ..... A63F 9/12  
273/157 R  
5,351,650 A \* 10/1994 Graves ..... A01K 15/025  
119/707  
D358,298 S \* 5/1995 Brown ..... D7/510  
6,126,510 A \* 10/2000 Weiss, Jr. .... A63B 43/002  
446/226  
6,609,944 B1 \* 8/2003 Viola ..... A63H 3/06  
119/707  
D609,761 S \* 2/2010 Burger ..... D21/714  
(Continued)

FOREIGN PATENT DOCUMENTS  
CN 302804151 \* 4/2014  
CN 304105516 \* 4/2017  
EM 001788167-0001 \* 2/2011

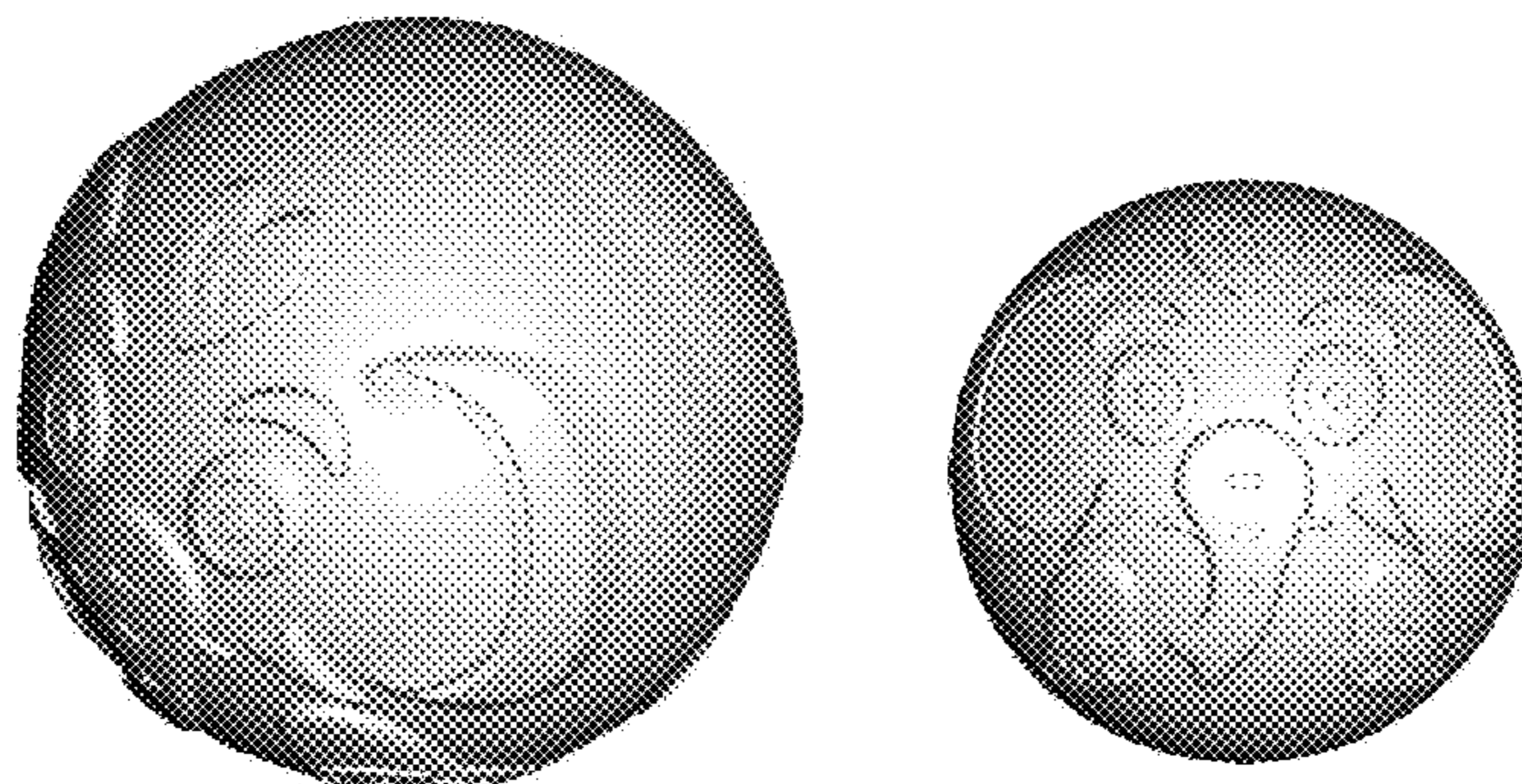
*Primary Examiner* — Catherine A Tuttle  
(74) *Attorney, Agent, or Firm* — Leong C. Lei

(57) **CLAIM**  
The ornamental design for a ball, as shown and described.

**DESCRIPTION**

FIG. 1 is a perspective view of a ball showing my new design;  
FIG. 2 is a front elevational view thereof;  
FIG. 3 is a rear elevational view thereof;  
FIG. 4 is a left side view thereof;  
FIG. 5 is a right side view thereof;  
FIG. 6 is a top plan view thereof; and,  
FIG. 7 is a bottom plan view thereof.

**1 Claim, 4 Drawing Sheets**



(56)

**References Cited**

U.S. PATENT DOCUMENTS

D637,367 S \* 5/2011 Anderson ..... D30/160  
D793,756 S \* 8/2017 George, II ..... D6/351  
2006/0027974 A1\* 2/2006 Chiang ..... A63B 47/02  
273/447  
2017/0258045 A1\* 9/2017 Koliner ..... A01K 15/025

\* cited by examiner




FIG. 1



FIG. 2




FIG. 3

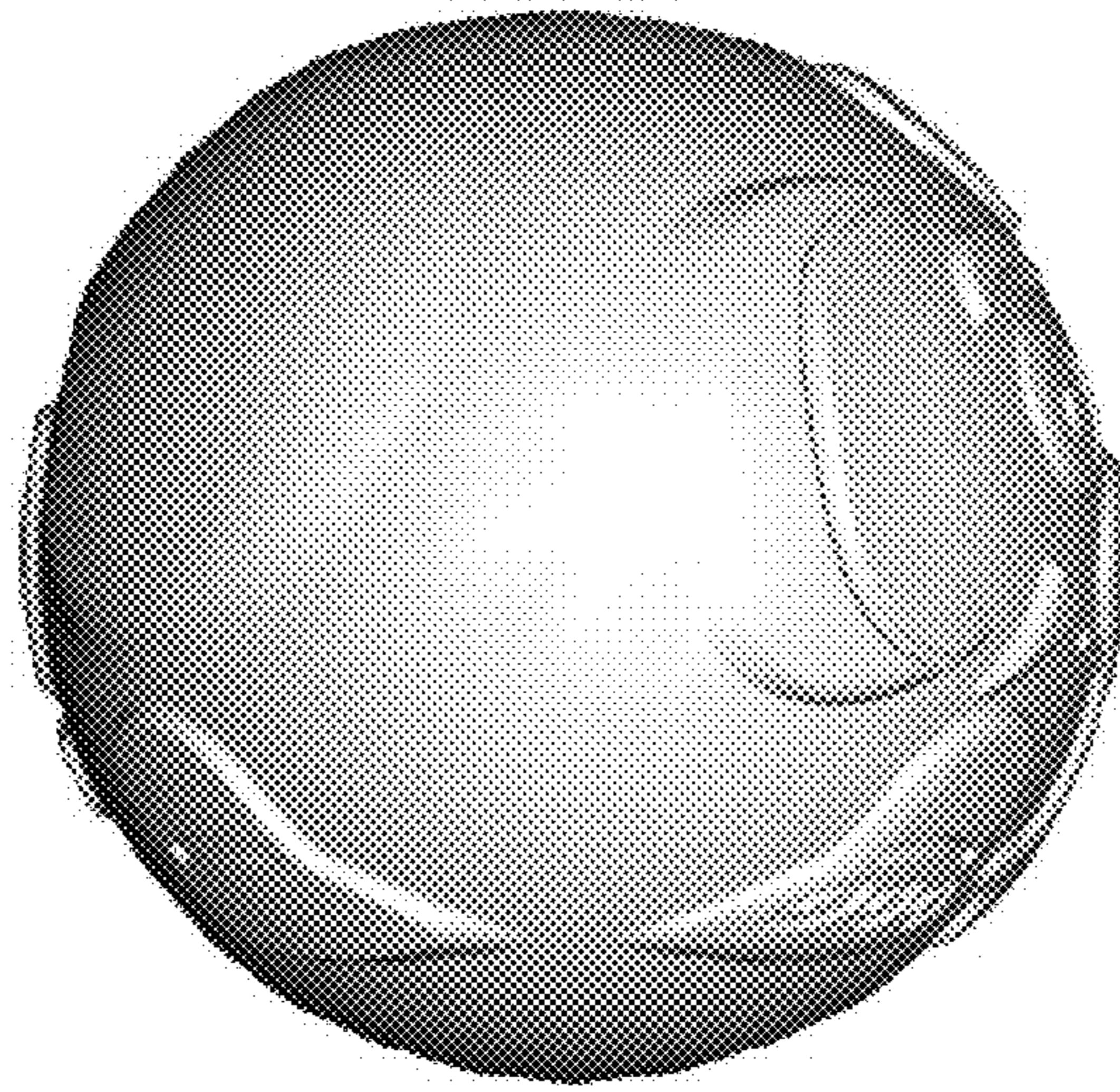


FIG. 4

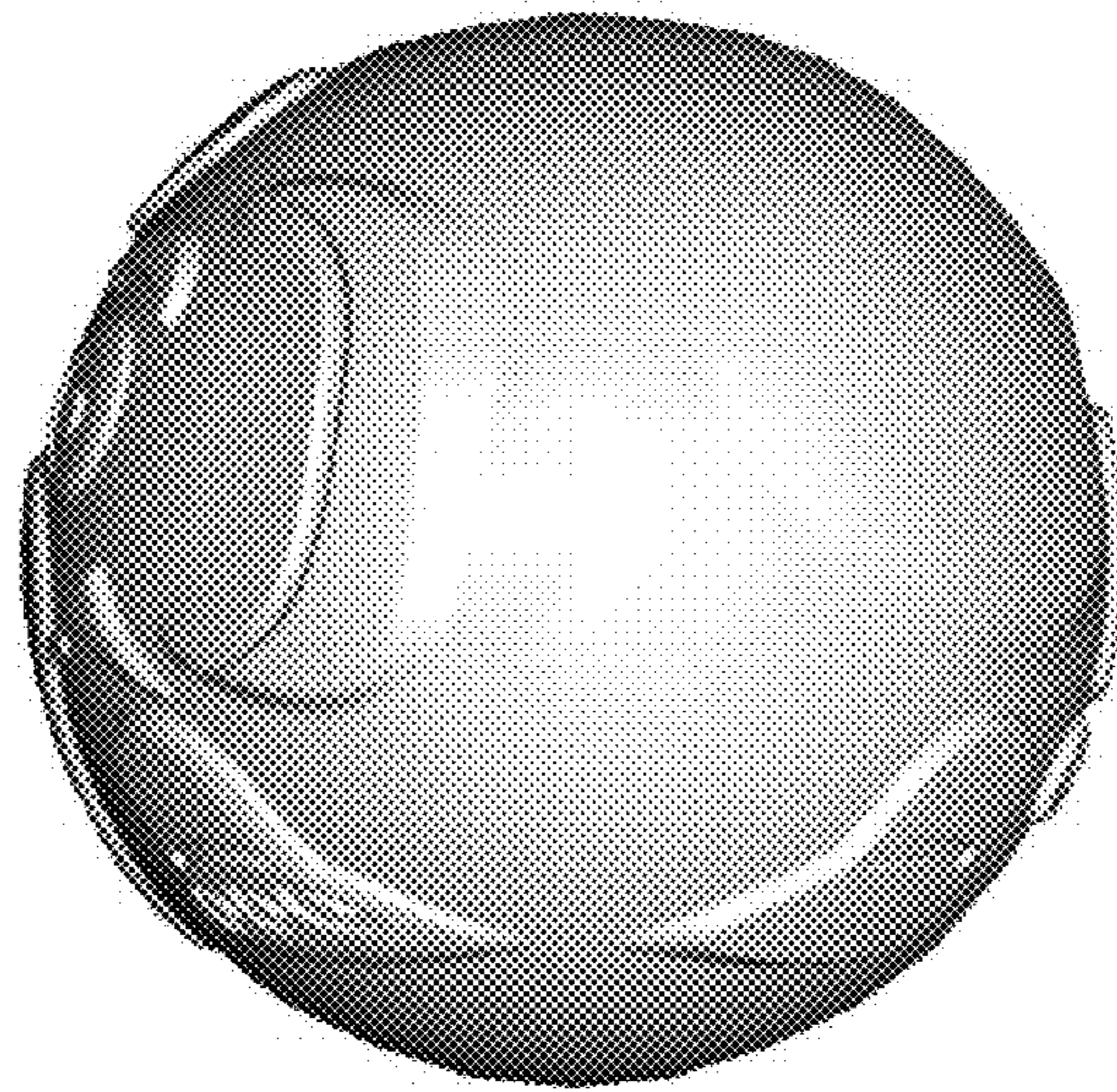


FIG. 5

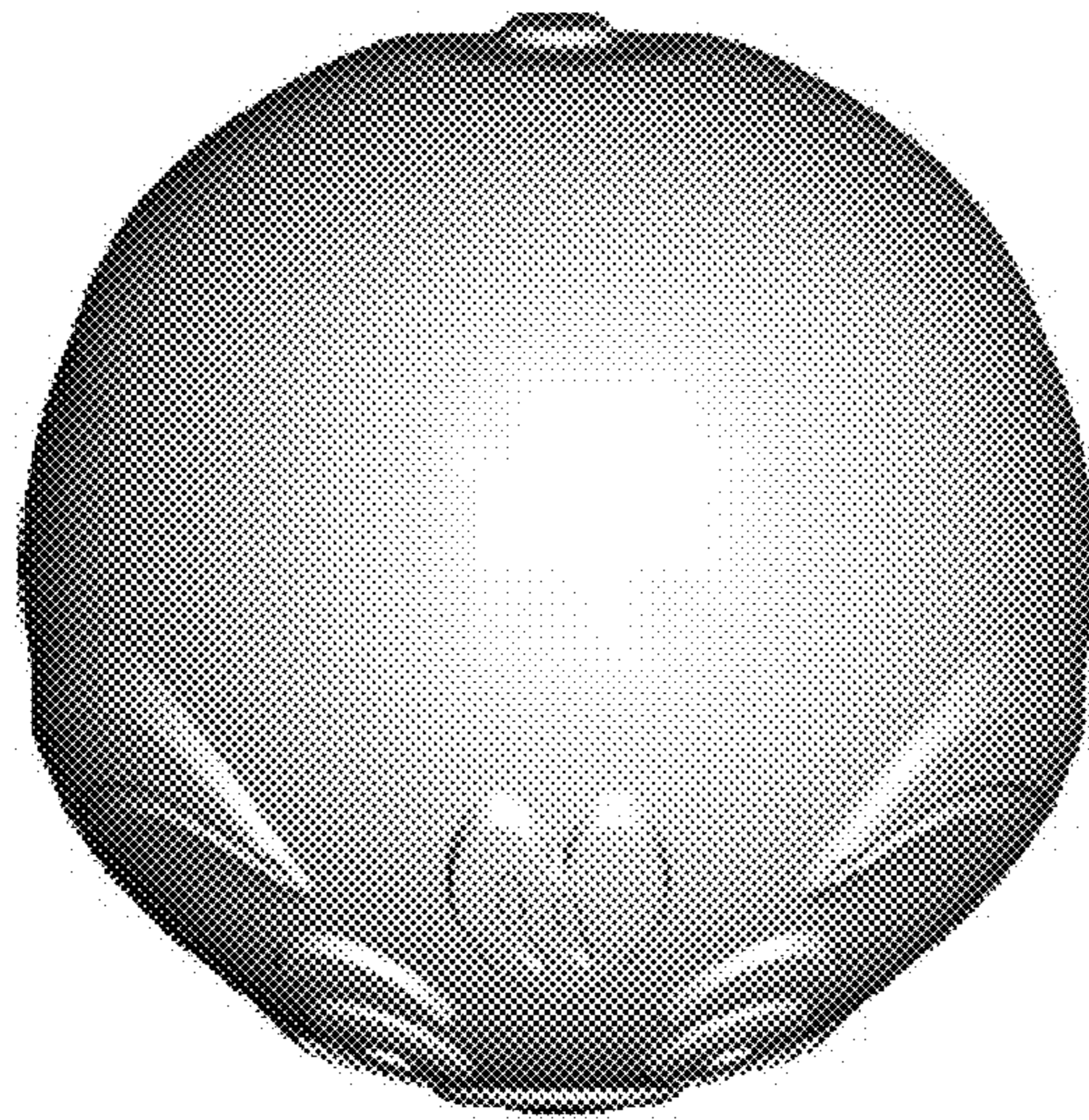


FIG. 6




FIG. 7