



US00D841744S

(12) **United States Design Patent** (10) **Patent No.:** **US D841,744 S**
Coates (45) **Date of Patent:** **** Feb. 26, 2019**

(54) **PUPPET**
(71) Applicant: **2Toobz Limited**, Devon (GB)
(72) Inventor: **Andrew Stephen Coates**, Devon (GB)
(73) Assignee: **2TOOBZ LIMITED**, Devon (GB)

D524,882 S * 7/2006 Maddocks D21/576
D526,366 S * 8/2006 Maddocks D21/576
D556,273 S * 11/2007 Wickens D21/576
D652,089 S * 1/2012 York D21/576
D685,537 S * 7/2013 Yarbrough D21/576
D726,839 S * 4/2015 Carrier D21/655
D784,464 S * 4/2017 Ellis D21/576

(**) Term: **15 Years**

* cited by examiner

(21) Appl. No.: **29/596,206**

Primary Examiner — Sandra L Morris

(22) Filed: **Mar. 6, 2017**

(74) *Attorney, Agent, or Firm* — Mark M. Friedman

(30) **Foreign Application Priority Data**

Dec. 22, 2016 (EM) 0035534288-0001
Dec. 22, 2016 (EM) 0035534288-0002
Dec. 22, 2016 (EM) 0035534288-0003

(57) **CLAIM**

The ornamental design for a puppet, as shown and described.

(51) **LOC (11) Cl.** **21-01**
(52) **U.S. Cl.**
USPC **D21/588**; D21/576

DESCRIPTION

(58) **Field of Classification Search**
USPC D6/598; D11/158, 159, 162;
D21/576–595, 655–656; 446/73, 97,
446/368–369, 376; 180/8.6; D30/160
CPC ... A63H 3/00; A63H 3/02; A63H 3/04; A63H
3/16; A63H 3/20; A63H 33/00; A63H
7/00; A63H 11/00
See application file for complete search history.

FIG. 1 is a front view of a puppet showing my design
FIG. 2 is a right side view thereof;
FIG. 3 is a front view of an alternate position thereof;
FIG. 4 is a right side view of FIG. 3;
FIG. 5 is a front view of a second alternate position thereof;
FIG. 6 is a right side view of FIG. 5;
FIG. 7 is a front view of a third alternate position thereof;
FIG. 8 is a right side view of FIG. 7;
FIG. 9 is a left side view of FIG. 7;
FIG. 10 is a rear view thereof;
FIG. 11 is a top view thereof; and,
FIG. 12 is a bottom view thereof.

(56) **References Cited**

U.S. PATENT DOCUMENTS

D375,334 S * 11/1996 Moghaddami D21/587
D423,611 S * 4/2000 Hampton D21/576

The broken lines shown in FIG. 10 are for the purpose of illustrating portions of the puppet and form no part of the claimed design.

1 Claim, 12 Drawing Sheets






FIG. 1



FIG. 2



FIG. 3



FIG. 4




FIG. 5



FIG. 6




FIG. 7



FIG. 8



FIG. 9



FIG. 10



FIG. 11




FIG. 12