



US00D841734S

(12) **United States Design Patent**
Tuang

(10) **Patent No.:** **US D841,734 S**

(45) **Date of Patent:** **** Feb. 26, 2019**

(54) **SHELF ORGANIZER**

(71) Applicant: **EP Family Corp.**, Walnut, CA (US)

(72) Inventor: **Bao-Yi Tuang**, Walnut, CA (US)

(**) Term: **15 Years**

(21) Appl. No.: **29/619,676**

(22) Filed: **Sep. 29, 2017**

(51) **LOC (11) Cl.** **19-02**

(52) **U.S. Cl.**
USPC **D19/90**

(58) **Field of Classification Search**
USPC D19/75, 76, 77, 78, 84, 85, 86, 89, 90,
D19/91, 92; D3/206, 227, 299, 315;
D6/634, 675.1; D9/734
CPC .. B43M 99/00; B43M 99/001; B43M 99/003;
B43M 99/006; B43M 99/008; B42D
5/005; B42D 5/008
See application file for complete search history.

D579,691 S *	11/2008	Snider	D6/675.2
D637,600 S *	5/2011	Leyva-Menendez	D14/447
D669,540 S *	10/2012	Hu	D19/92
D689,945 S *	9/2013	Hu	D19/90
D690,769 S *	10/2013	Hu	D19/92
D719,610 S *	12/2014	Tsai	D19/90
D756,458 S *	5/2016	Tsai	D19/90
D757,176 S *	5/2016	Tsai	D19/92
D757,177 S *	5/2016	Tsai	D19/92
D758,488 S *	6/2016	Tsai	D19/92
D776,196 S *	1/2017	Tsai	D19/90
9,782,996 B1 *	10/2017	Kuo	B42F 7/12
2011/0062093 A1 *	3/2011	McGhee	A47B 43/00 211/50

* cited by examiner

Primary Examiner — Elizabeth A. Albert

(74) *Attorney, Agent, or Firm* — Tommy S F Wang;
Wang IP Law Group, P.C.

(57) **CLAIM**

The ornamental design for a shelf organizer, as shown and described.

(56) **References Cited**

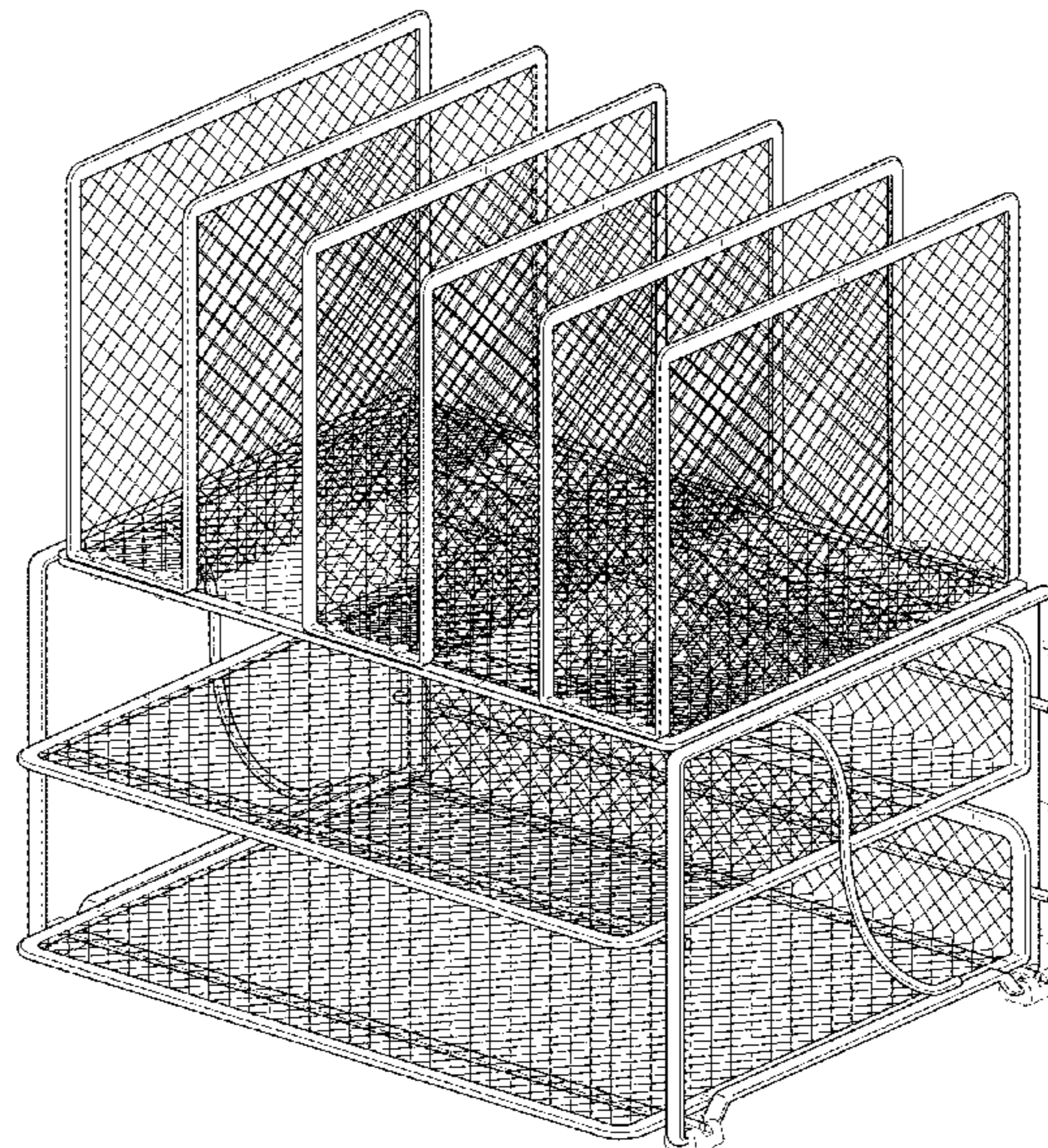
U.S. PATENT DOCUMENTS

2,793,760 A *	5/1957	Zel	A47F 5/13 211/130.1
4,318,478 A *	3/1982	De Winter	A47J 47/16 206/373
D266,772 S *	11/1982	Sayers	D19/85
4,593,822 A *	6/1986	Yeaney	A61L 2/26 211/41.8
D454,912 S *	3/2002	Cheris	D19/90
D454,913 S *	3/2002	Cheris	D19/92
D455,459 S *	4/2002	Cheris	D19/90
D455,460 S *	4/2002	Cheris	D19/92
D557,267 S *	12/2007	Beilstein	D14/447
D574,005 S *	7/2008	Chung	D14/447

DESCRIPTION

FIG. 1 is a perspective view of a shelf organizer showing my new design;
FIG. 2 is a front view thereof;
FIG. 3 is a rear view thereof;
FIG. 4 is a left side view thereof;
FIG. 5 is a right side view thereof;
FIG. 6 is a top view thereof; and,
FIG. 7 is a bottom view thereof.
The broken lines of the shelf organizer in FIGS. 1-7 represent portions of the shelf organizer that form no part of the claimed design.

1 Claim, 7 Drawing Sheets



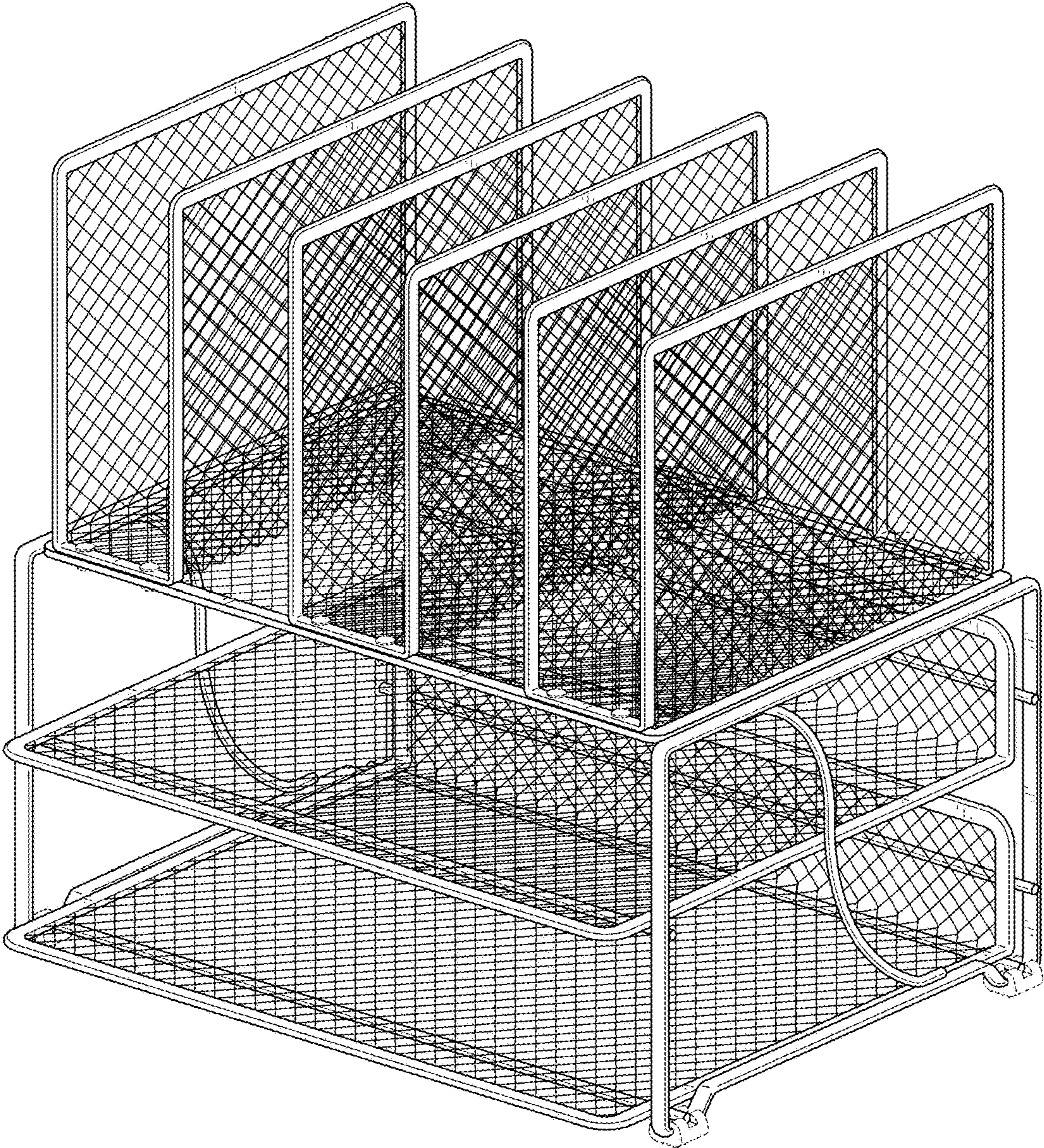


FIG. 1

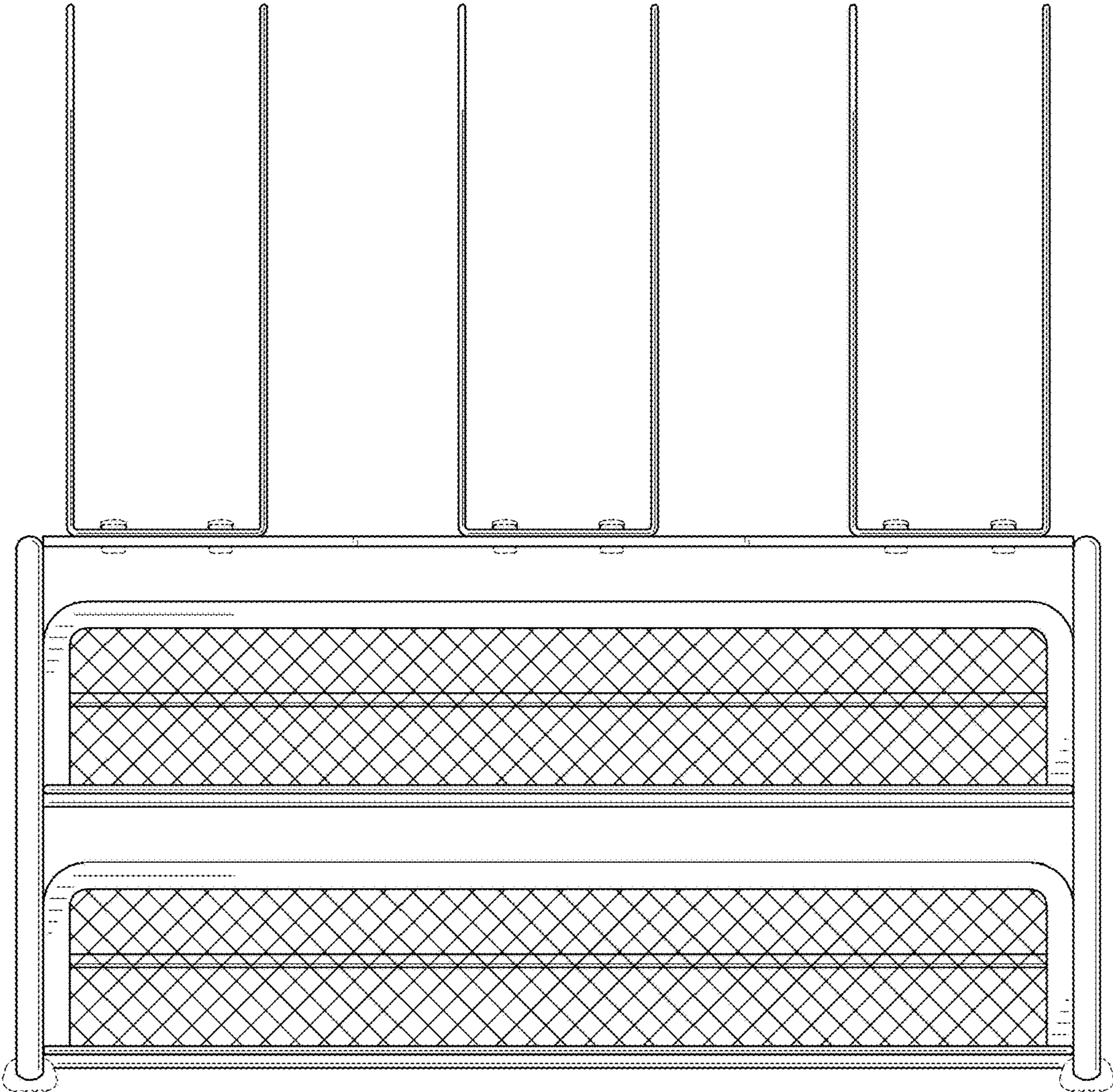


FIG. 2

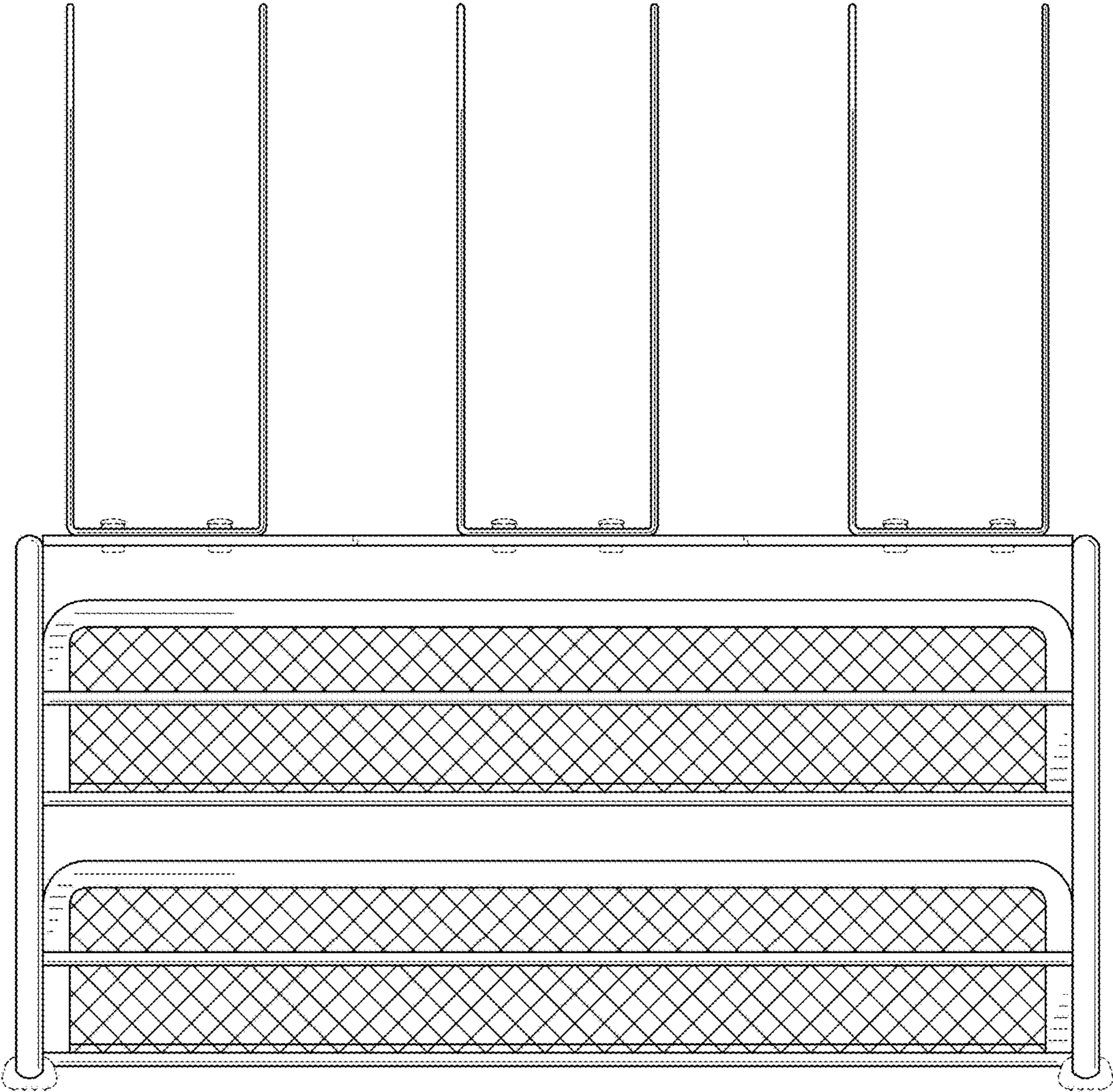


FIG. 3

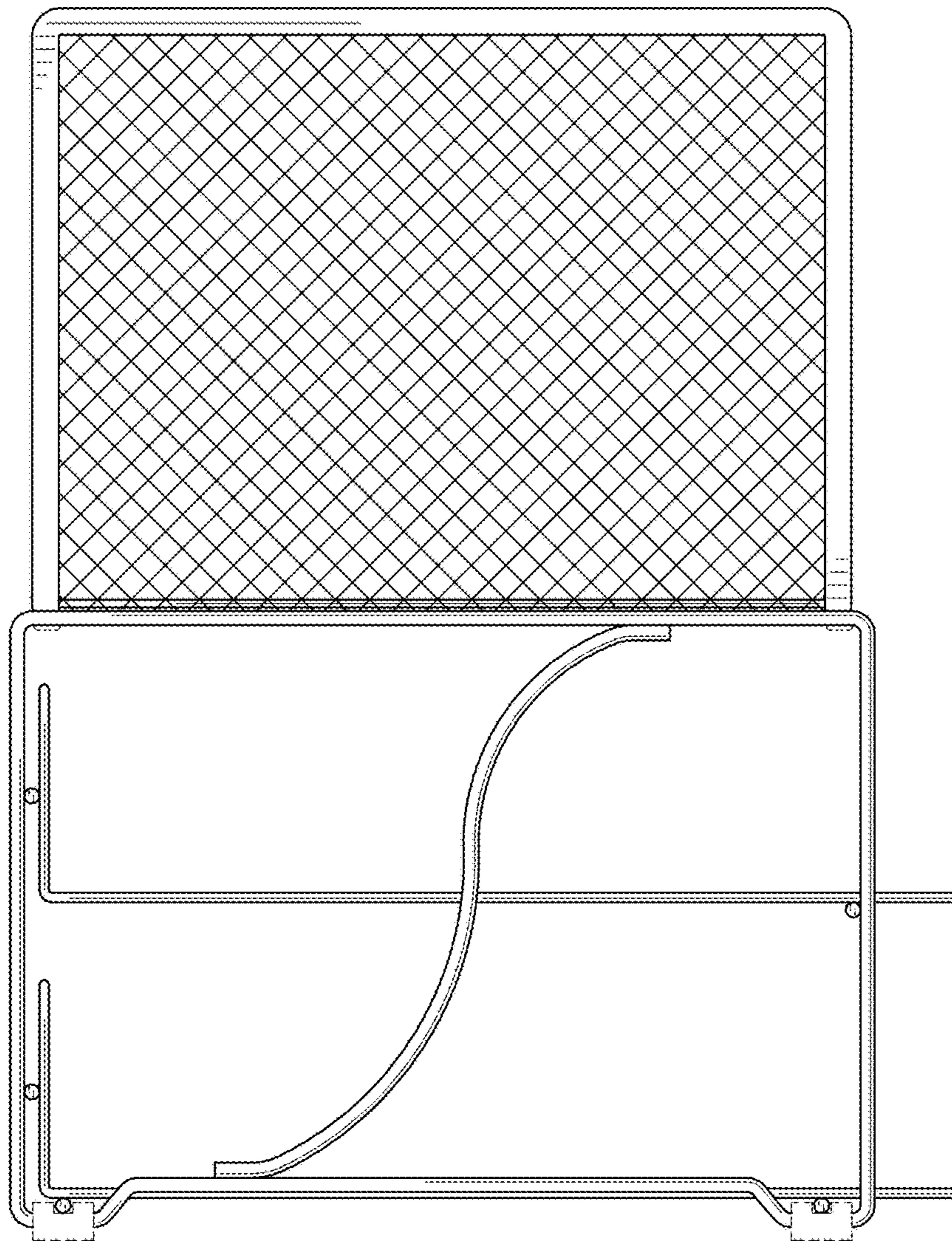


FIG. 4

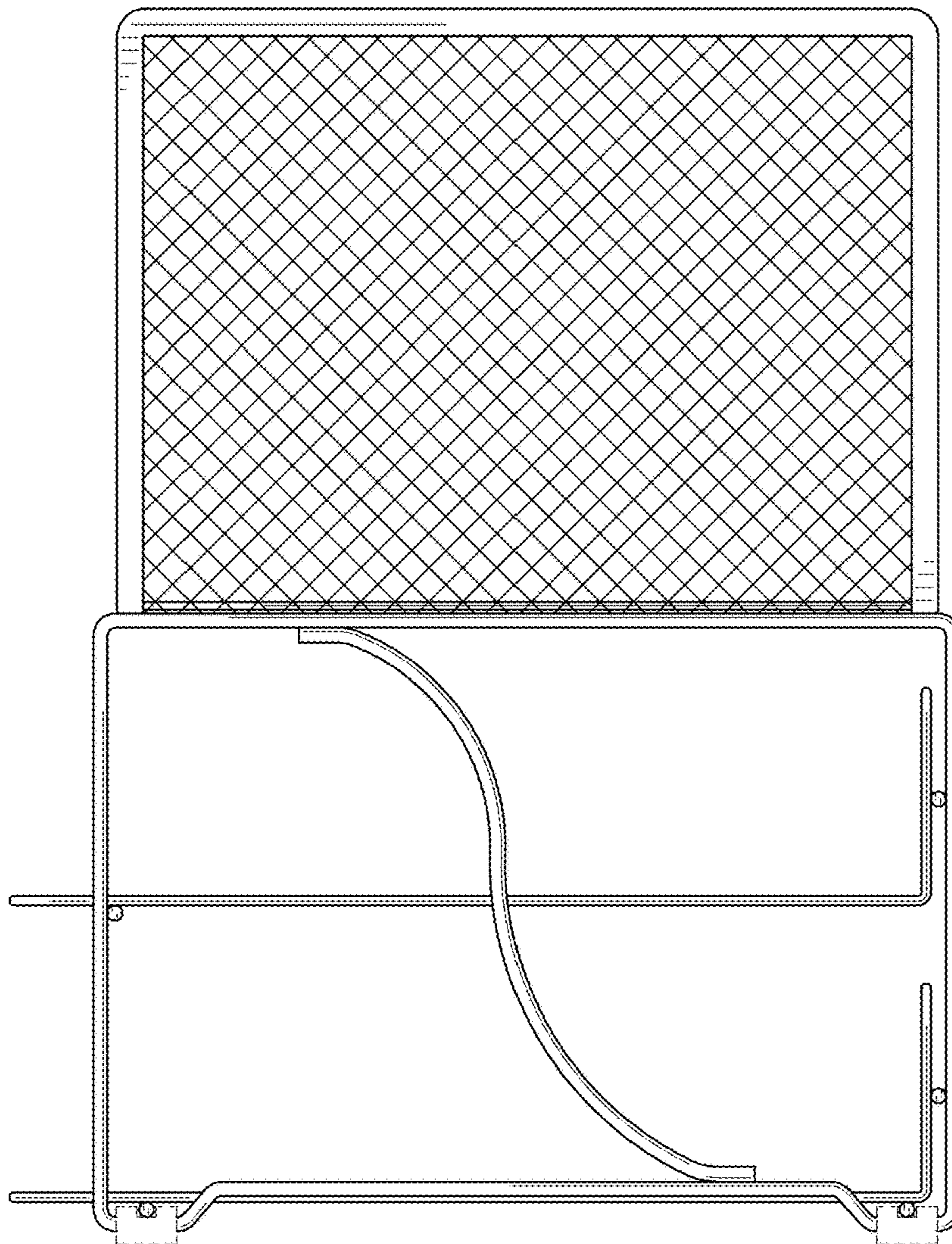


FIG. 5




FIG. 6




FIG. 7