

US00D841733S

(12) **United States Design Patent**  
**Herrmann**

(10) **Patent No.:** **US D841,733 S**

(45) **Date of Patent:** **\*\* Feb. 26, 2019**

(54) **EDUCATIONAL APPARATUS FOR  
LEARNING MATH**

(71) Applicant: **LearnTools Inc.**, Westlake, OH (US)

(72) Inventor: **Raymond J. Herrmann**, Westlake, OH  
(US)

(73) Assignee: **LEARNTOLS INC.**, Westlake, OH  
(US)

(\*\*) Term: **14 Years**

(21) Appl. No.: **29/522,910**

(22) Filed: **Apr. 3, 2015**

(51) **LOC (11) Cl.** ..... **19-07**

(52) **U.S. Cl.**

USPC ..... **D19/64; D18/6**

(58) **Field of Classification Search**

USPC ..... D19/59-64; 434/203, 127, 188, 189,  
434/191, 194-196, 204, 236, 246;  
D21/337; D99/26; D18/6; D14/485;  
D10/46.1; 235/61 R, 68, 123;  
273/148 R, 236, 260

CPC ..... A44C 5/0015; A63B 71/0672; A63F 3/04;  
A63F 3/0478; A63F 3/00634; A63F  
9/0098; A63F 9/06; G06C 1/00; G09B  
1/02; G09B 1/10; G09B 1/14; G09B  
1/20; G09B 19/00; G09B 19/02; G09B  
9/02

See application file for complete search history.

(56) **References Cited**

**U.S. PATENT DOCUMENTS**

378,866 A \* 3/1888 Clark et al. .... G09B 19/02  
434/203  
1,099,009 A \* 6/1914 Bennett ..... G09B 19/02  
434/203

1,144,487 A \* 6/1915 McGinley ..... G09B 19/02  
434/203  
1,441,323 A \* 1/1923 Barber ..... G09B 19/02  
434/203  
2,228,554 A \* 1/1941 Brown ..... G06C 1/00  
235/123

(Continued)

*Primary Examiner* — Ian Simmons

*Assistant Examiner* — Lauren D McVey

(74) *Attorney, Agent, or Firm* — Fay Sharpe LLP

(57) **CLAIM**

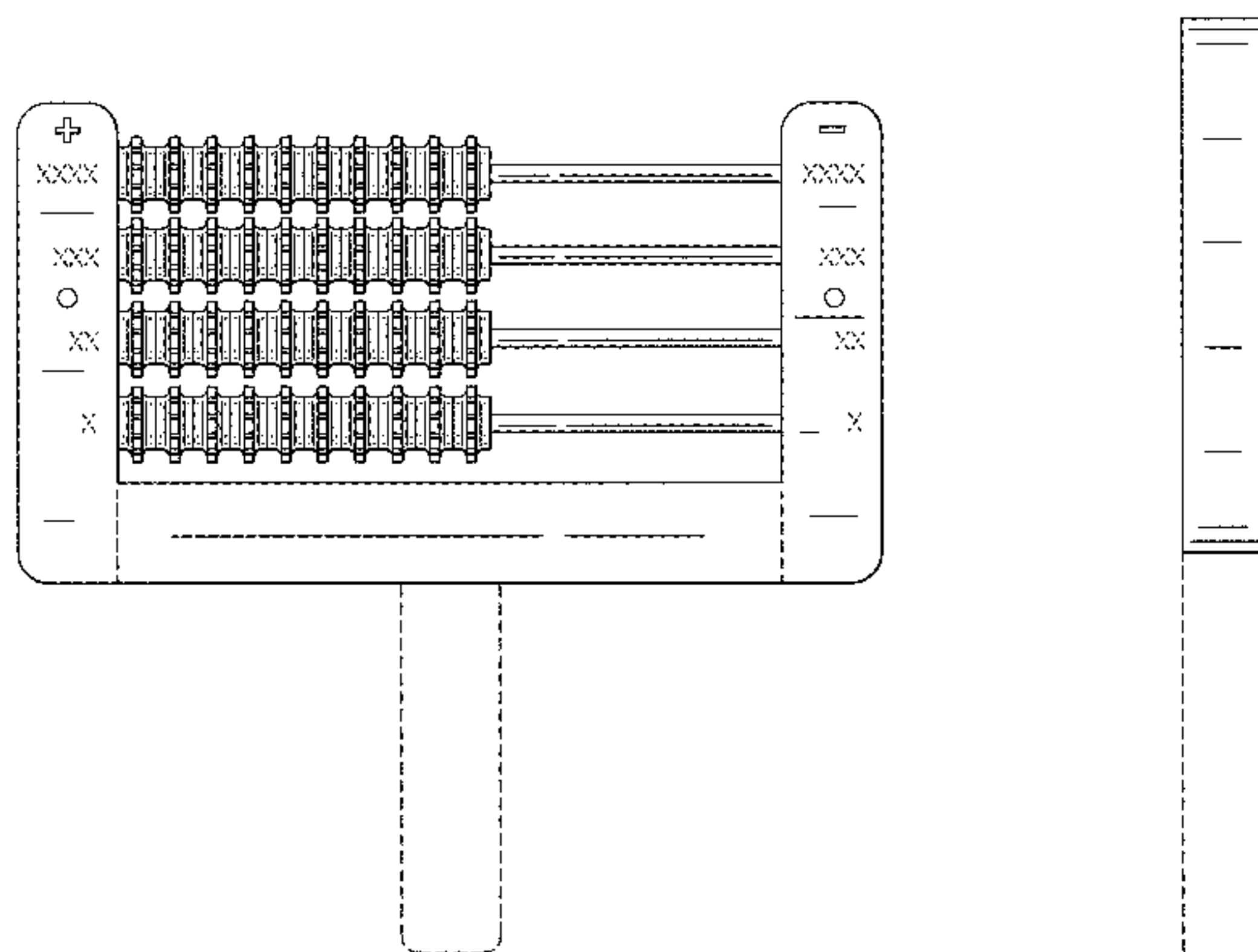
The ornamental design for an educational apparatus for learning math, as shown and described.

**DESCRIPTION**

FIG. 1 is a perspective view of an educational apparatus for learning math illustrating my new design; FIG. 2 is a front elevation view thereof; FIG. 3 is a rear elevation view thereof; FIG. 4 is a left side view thereof; FIG. 5 is a right side view thereof; FIG. 6 is a top plan view thereof; and, FIG. 7 is a bottom plan view thereof. FIG. 8 is an enlarged front perspective view of a counting element of the educational apparatus for learning math shown separately for clarity of illustration; FIG. 9 is a rear perspective view thereof; FIG. 10 is an enlarged front elevation view of a counting element of the educational apparatus for learning math with an exemplary portion of the rod element shown in broken lines for clarity of illustration; FIG. 11 is a rear elevation view thereof; FIG. 12 a top plan view thereof with the bottom plan view being substantially identical; and, FIG. 13 is a left side view thereof with the right side view being substantially identical.

The broken lines illustrating text in FIGS. 1-3, a handle element in FIGS. 1-5 and 7, inner portions of counting elements in FIGS. 8-10 and an exemplary portion of the rod

(Continued)



element in FIGS. 10-13 of the educational apparatus for learning math form no part of the portions of the claimed design.

**1 Claim, 8 Drawing Sheets**

(56)

**References Cited**

U.S. PATENT DOCUMENTS

2,646,631	A	7/1953	Lazar	
2,654,164	A *	10/1953	Seidenberg	G06C 1/00 235/123
2,655,737	A	10/1953	Dero	
D181,754	S *	12/1957	Schott	D18/6
2,872,742	A *	2/1959	Schott	G06C 1/00 434/203
3,076,272	A *	2/1963	Schott	G06C 1/00 434/203
3,508,348	A *	4/1970	Harada	G06C 1/00 434/203

3,633,287	A	1/1972	Squires	
3,688,418	A *	9/1972	Wilson	G06C 1/00 434/203
3,731,401	A *	5/1973	Kojima	G09B 19/02 434/203
D248,332	S *	6/1978	Bailey	D10/46.1
4,295,832	A *	10/1981	Karell	A63F 9/0098 273/456
4,812,124	A *	3/1989	Colodner	G06C 1/00 434/203
4,884,973	A *	12/1989	Pak	G09B 1/10 434/191
4,993,952	A *	2/1991	Yeh	G09B 1/02 434/191
D674,441	S *	1/2013	Rule	D19/62
2007/0166673	A1	7/2007	Frieman	
2008/0280273	A1 *	11/2008	Lee	G06C 1/00 434/203
2012/0028229	A1	2/2012	Harte	
2012/0251986	A1 *	10/2012	Silas-Martin	G06C 1/00 434/203
2013/0052617	A1	2/2013	Harte	
2013/0236864	A1	9/2013	Harte	

\* cited by examiner

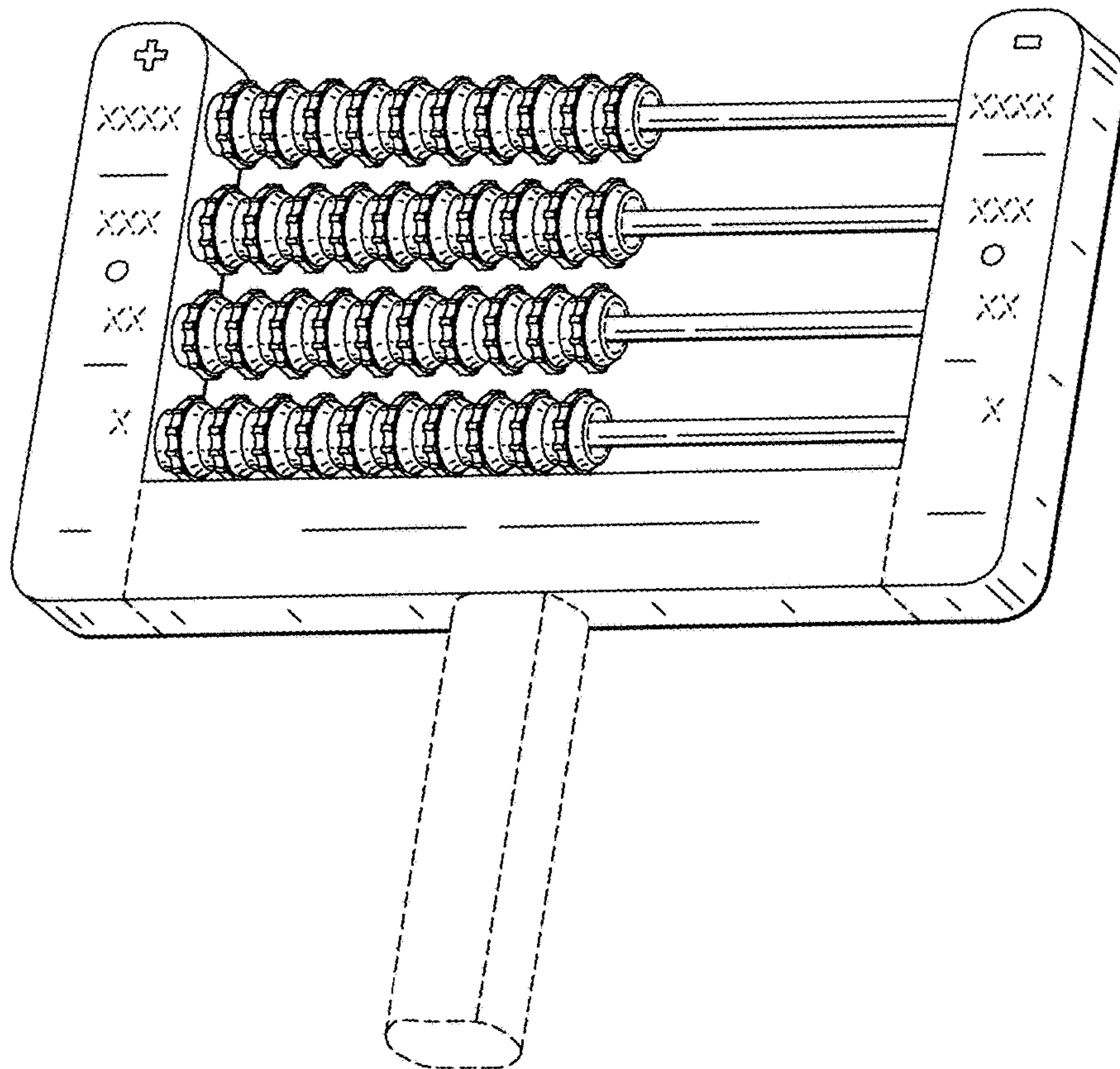


FIG. 1

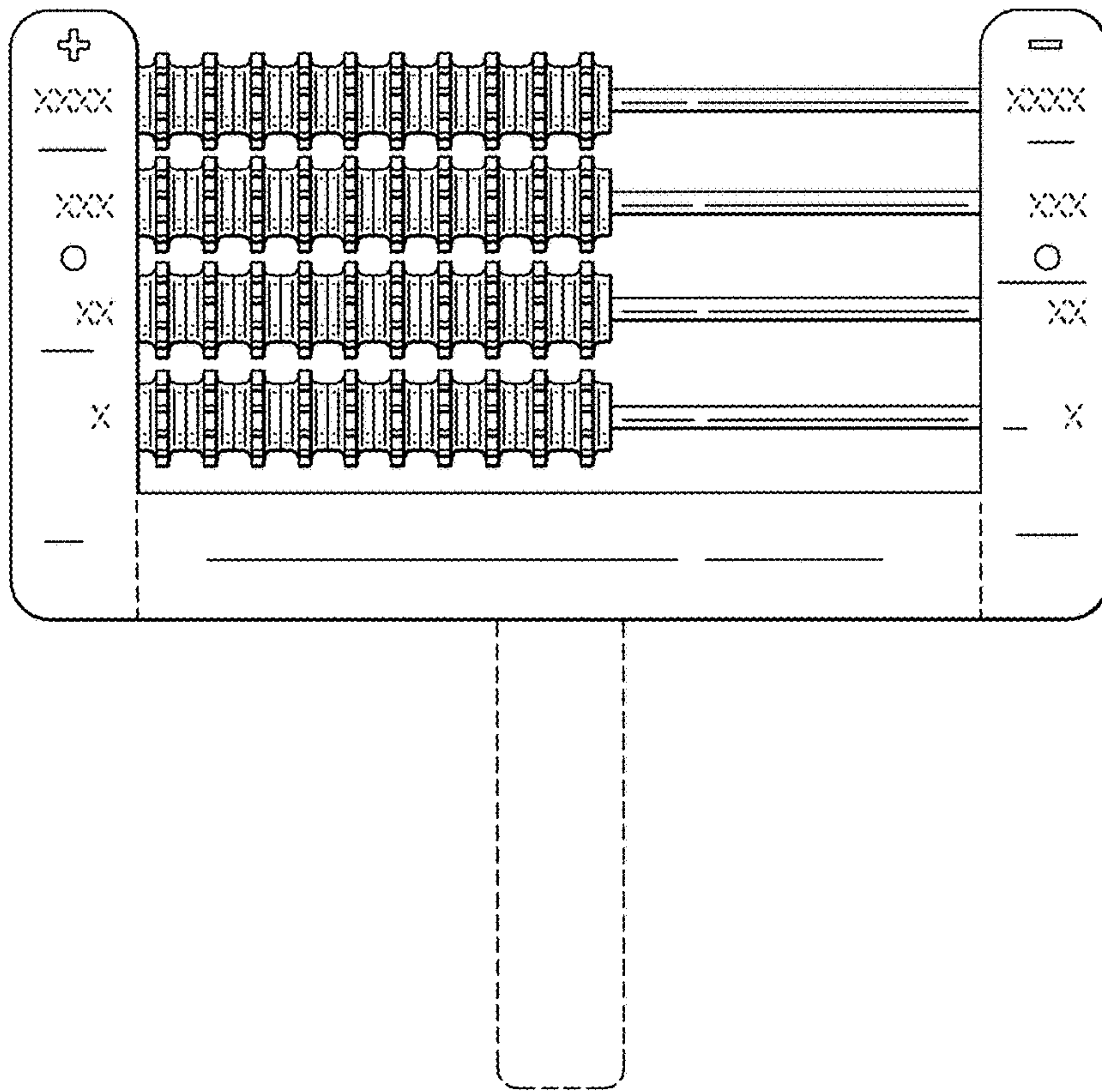


FIG. 2



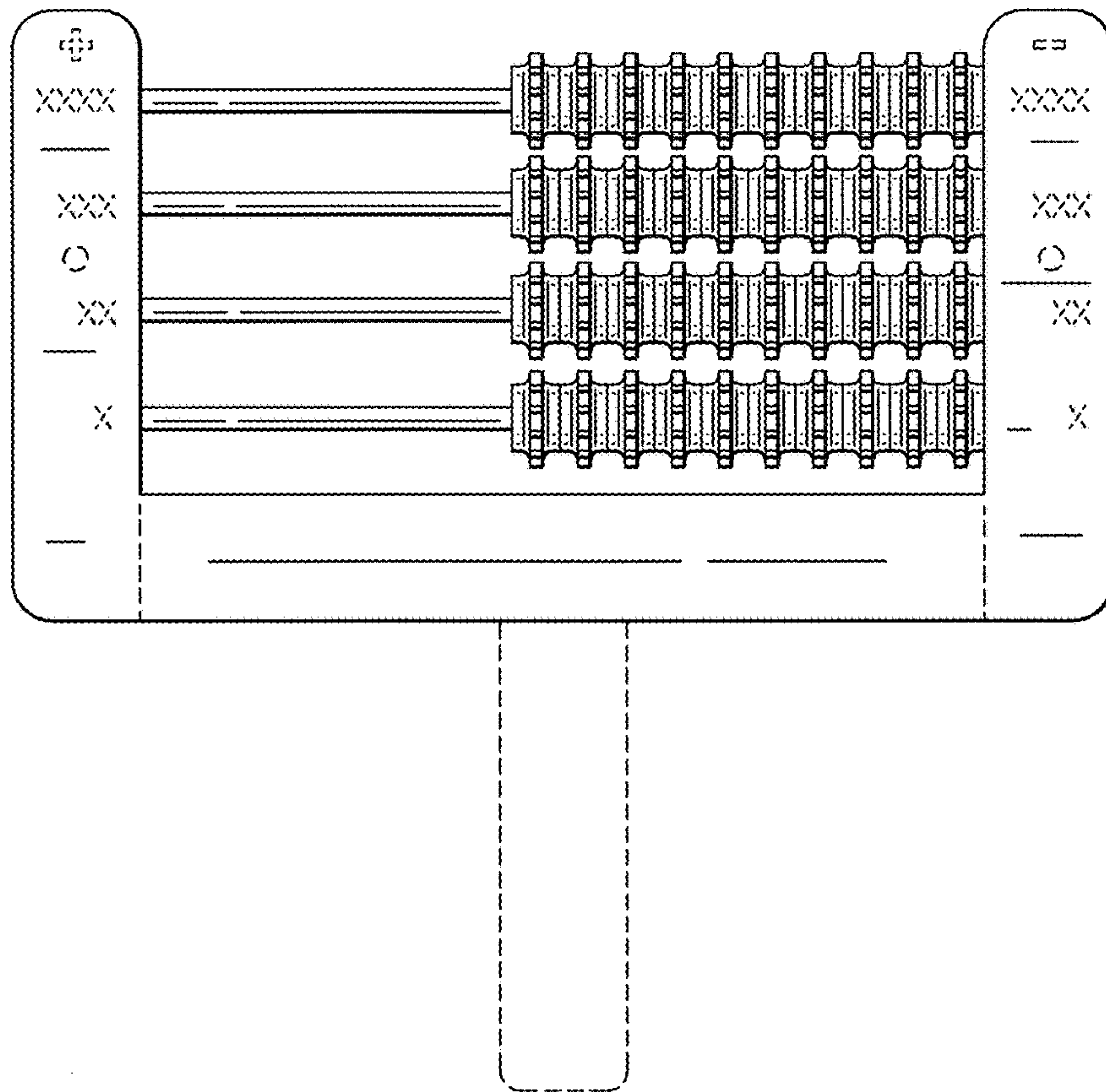


FIG. 3




FIG. 4




FIG. 5




FIG. 6

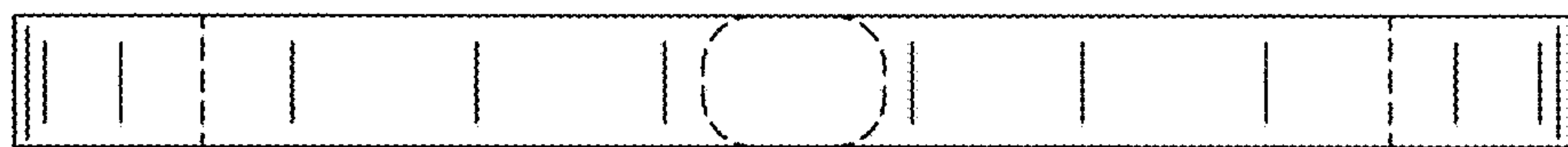


FIG. 7

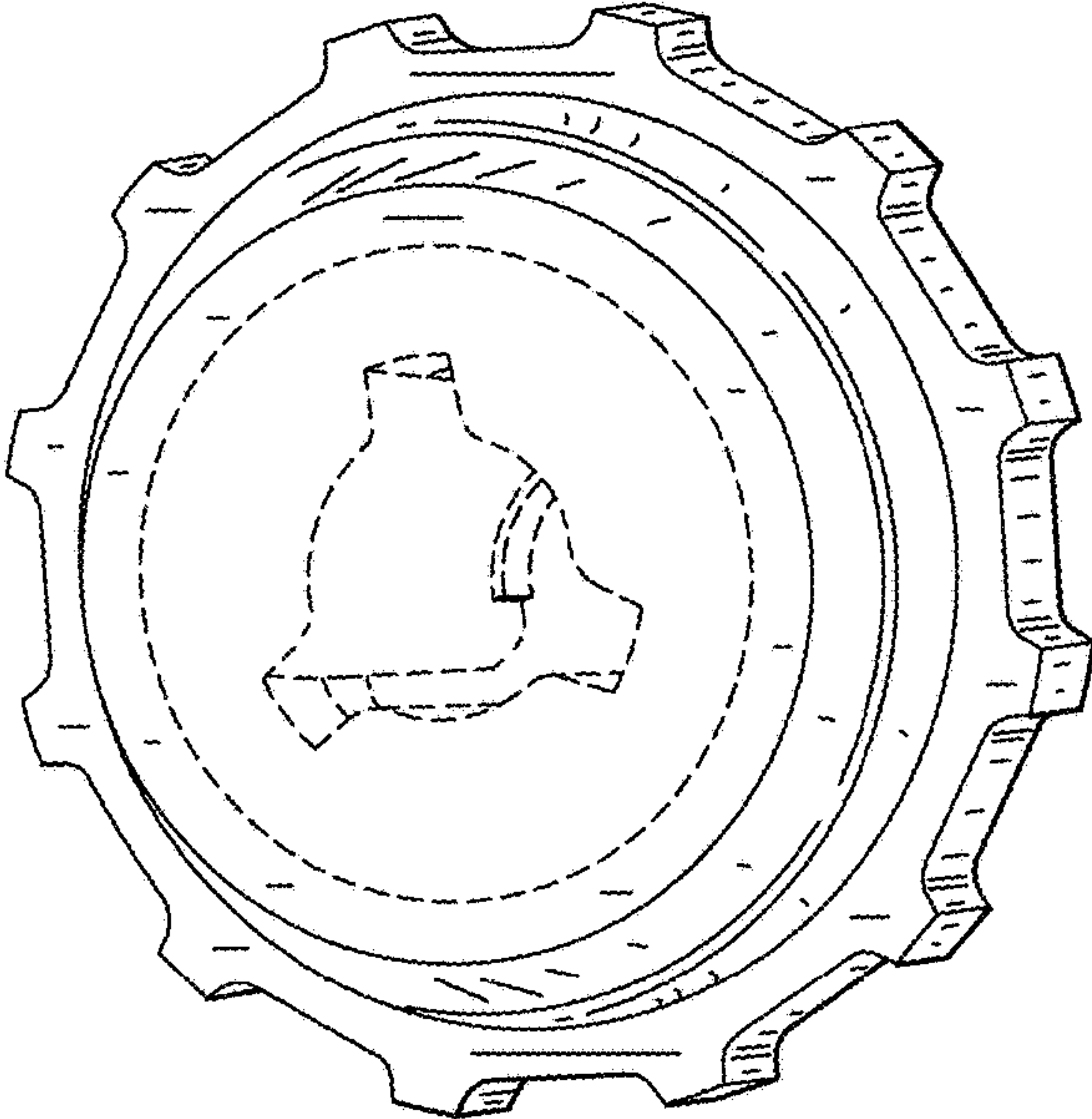


FIG. 8

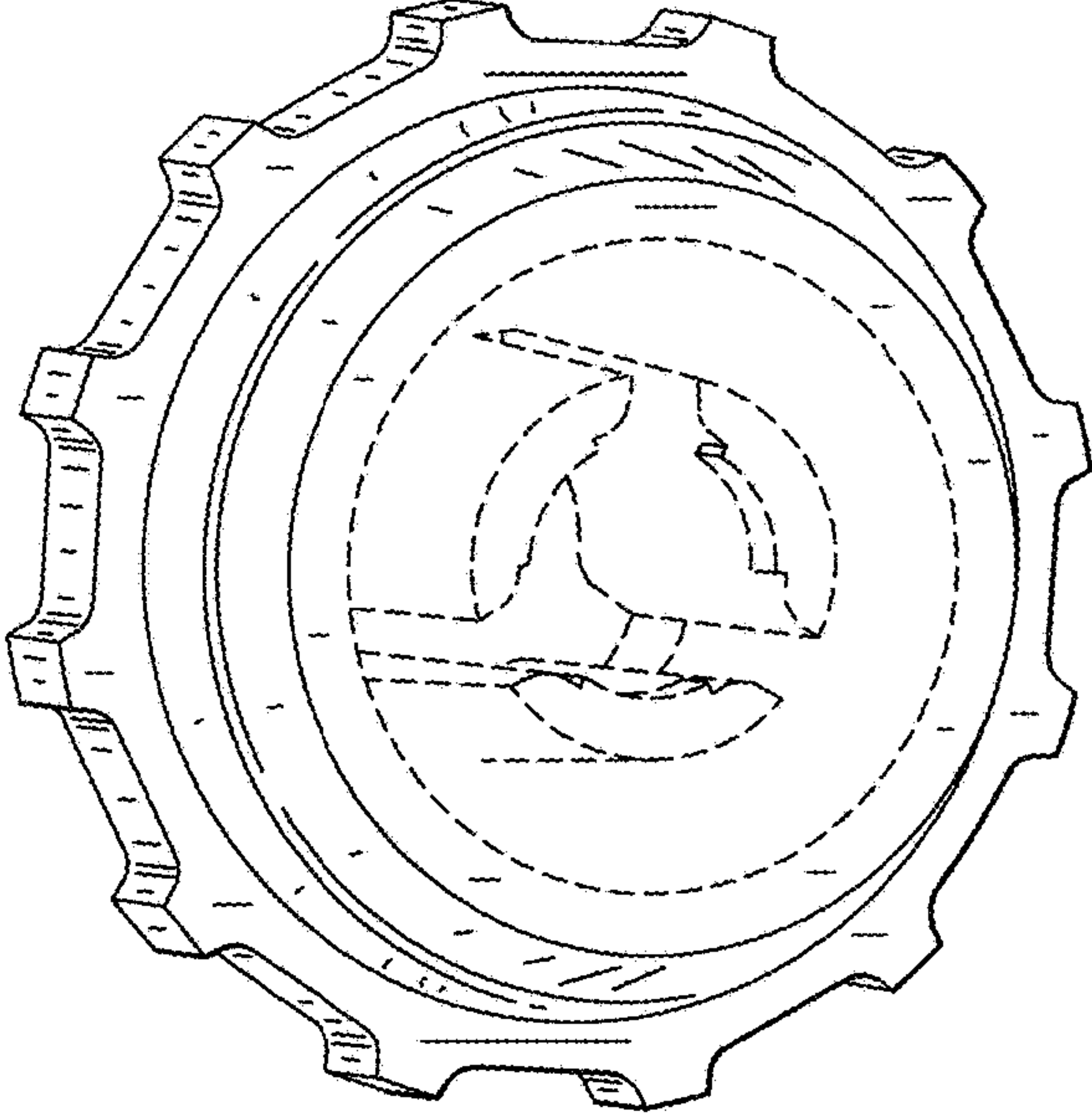


FIG. 9



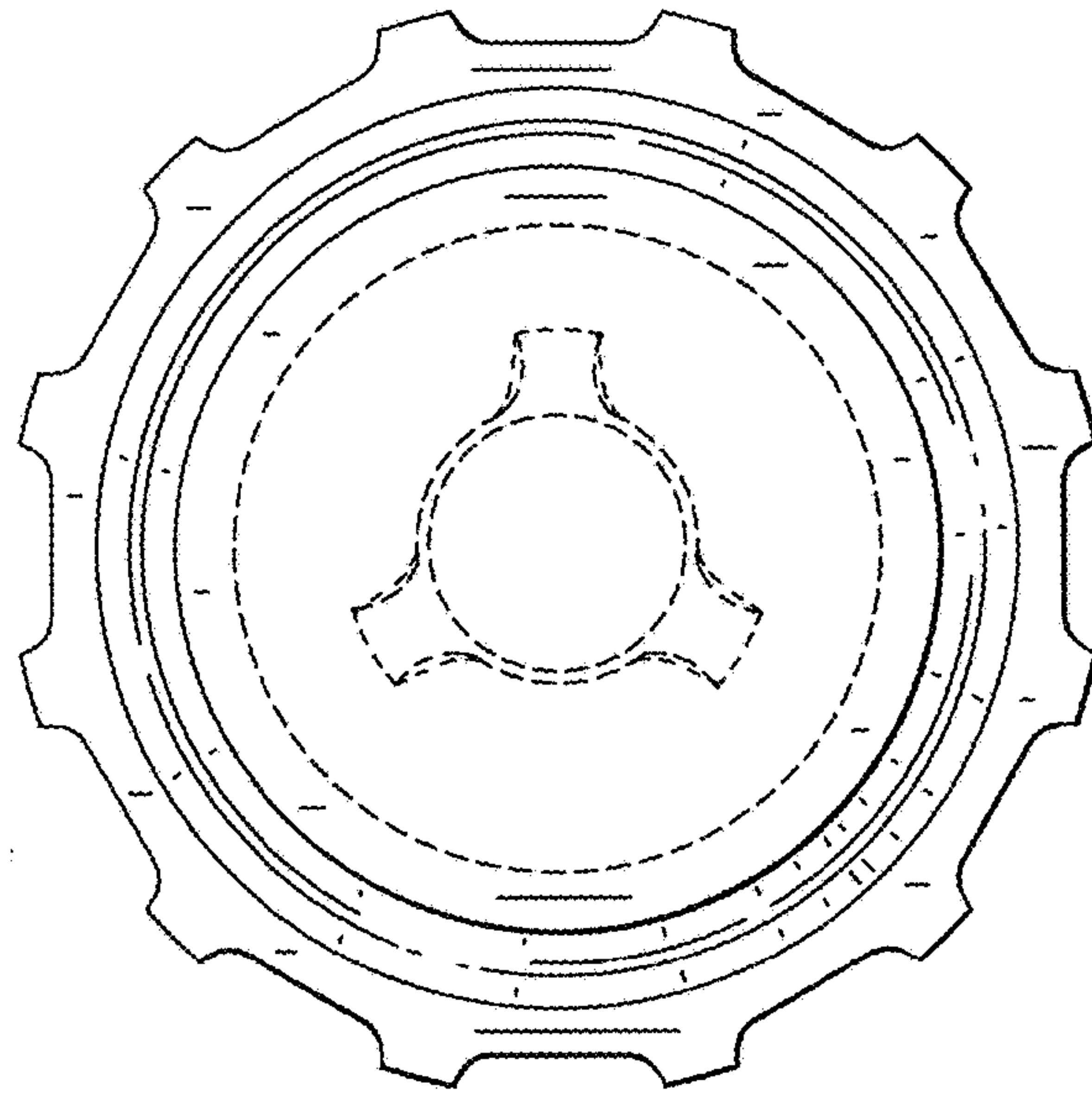


FIG. 10

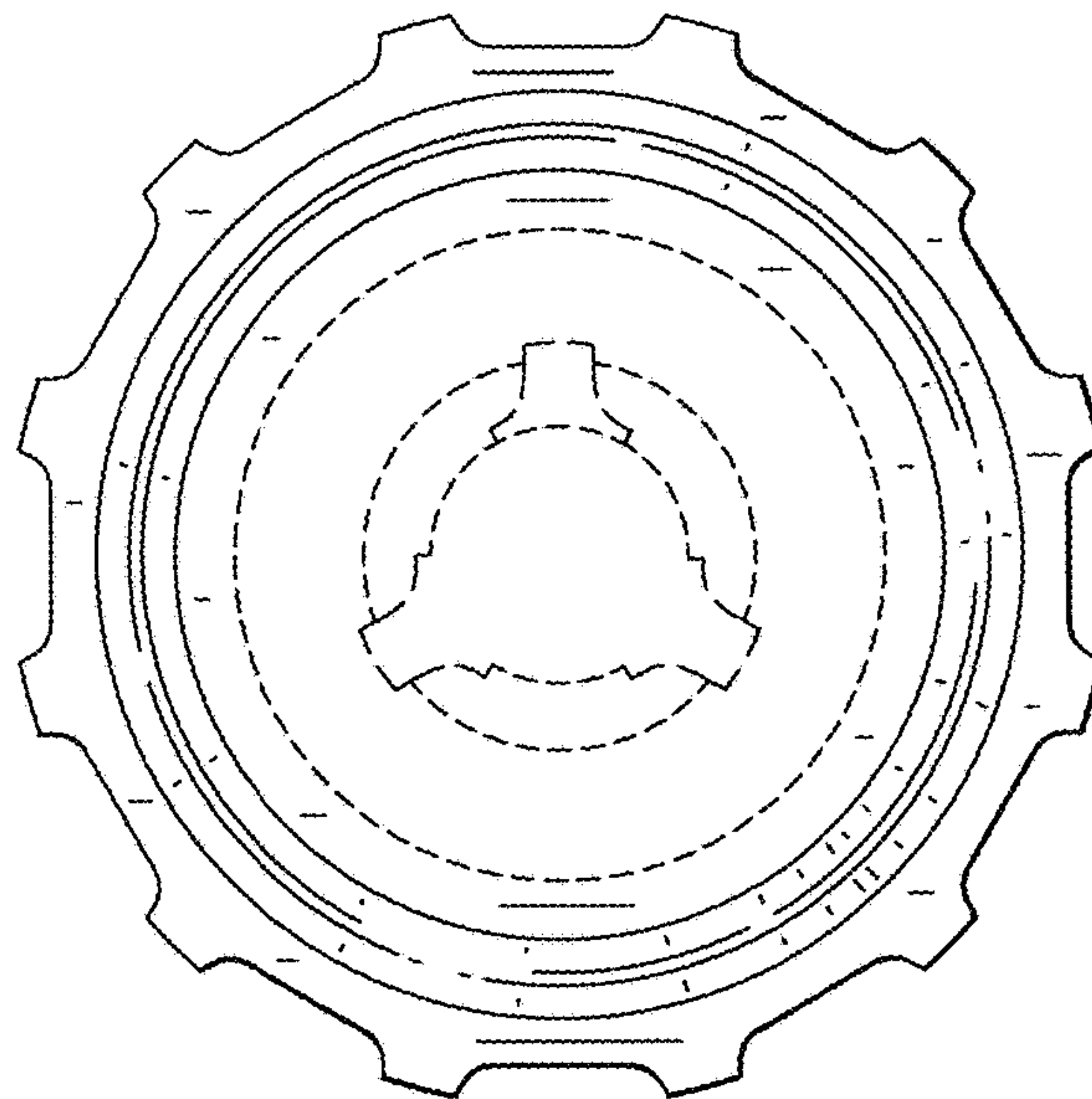


FIG. 11

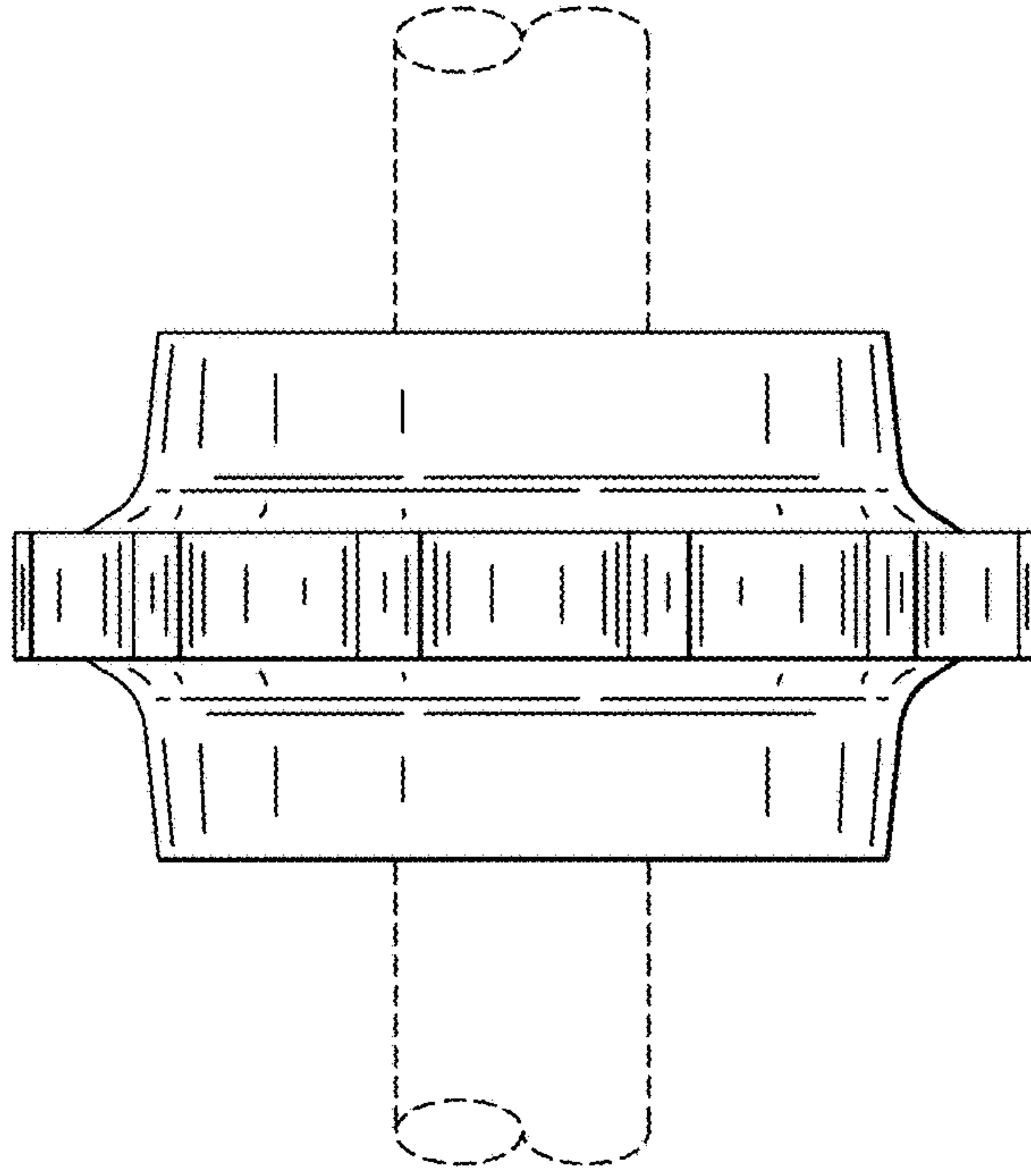


FIG. 12

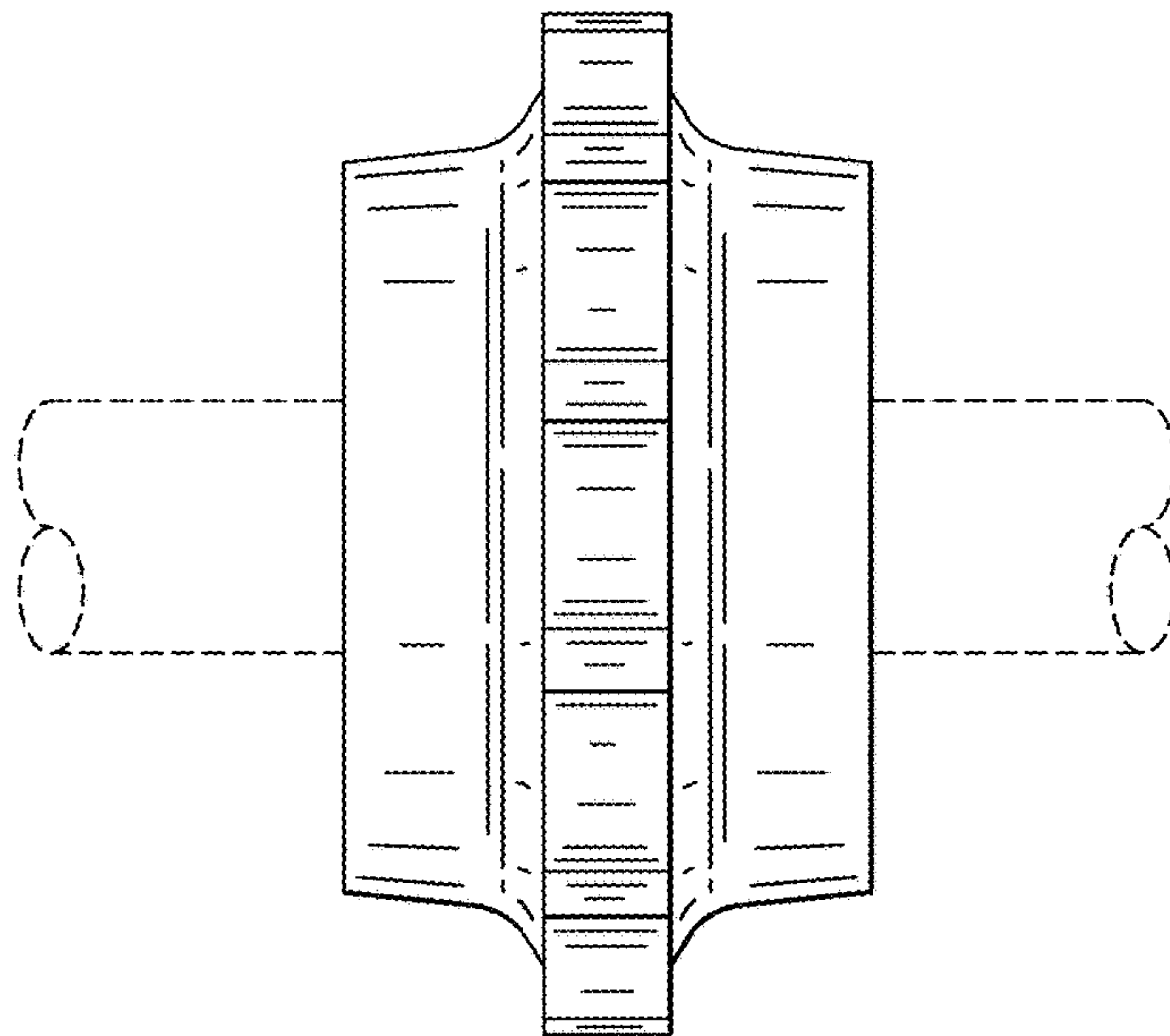


FIG. 13