



US00D841732S

(12) **United States Design Patent** (10) **Patent No.:** **US D841,732 S**
Schwab (45) **Date of Patent:** **** Feb. 26, 2019**

(54) **CAKE GREETING CARD**

(71) Applicant: **American Greetings Corporation,**
Cleveland, OH (US)

(72) Inventor: **Kelle Schwab,** Lakewood, OH (US)

(73) Assignee: **American Greetings Corporation,**
Cleveland, OH (US)

(**) Term: **15 Years**

(21) Appl. No.: **29/641,789**

(22) Filed: **Mar. 25, 2018**

Related U.S. Application Data

(62) Division of application No. 29/594,117, filed on Feb. 15, 2017, now Pat. No. Des. 826,323.

(51) **LOC (11) Cl.** **19-01**

(52) **U.S. Cl.**
USPC **D19/6**

(58) **Field of Classification Search**
USPC D19/1-8, 82, 100; 40/124.01-124.15,
40/582, 540, 443, 442, 902, 672, 617,
40/599, 331, 359, 360, 625, 717, 455,
40/124.191; 446/147; 362/806, 808;
428/42.1, 203-204, 913.3; 283/2-4,
283/74-75, 91, 103, 105-106; D20/10,
D20/22, 42, 27, 40; 229/92, 92.1, 92.8,
229/116.1, 116.3, 116.5; D11/131, 117;
D21/660, 606-608; D7/389, 213, 558,
D7/559

CPC B42D 25/00; B42D 25/20; B42D 25/23;
B42D 25/26; B42D 25/29; B42D 25/30;
B42D 25/285; B42D 15/022; B42D
15/027; B42D 15/045; B42D 15/042;
B42D 2033/00; B42D 2033/02; B42D
2033/04; B42D 2033/08; B42D 2033/10;
B42D 2033/16; B42D 2033/18; B42D
2033/20; B42D 2033/22; B42D 2033/28;
B42D 2033/30

See application file for complete search history.

(56) **References Cited**

U.S. PATENT DOCUMENTS

D654,328 S *	2/2012	Mills	D7/675
D661,953 S *	6/2012	Harshman	D7/558
D662,371 S *	6/2012	Jowett	D7/675
D751,887 S *	3/2016	Vanlerberghe	D8/382
D826,323 S *	8/2018	Schwab	D19/4

* cited by examiner

Primary Examiner — Abraham Bahta

(74) *Attorney, Agent, or Firm* — Christine Flanagan

(57) **CLAIM**

The ornamental design for a cake greeting card, as shown and described.

DESCRIPTION

FIG. 1 is a perspective view of a first embodiment of the cake greeting card of the present invention, in a closed position.

FIG. 2 is a front view of the cake greeting card of FIG. 1. FIG. 3 is a rear view of the cake greeting card of FIG. 1. FIG. 4 is a left side view of the cake greeting card of FIG. 1.

FIG. 5 is a right side view of the cake greeting card of FIG. 1.

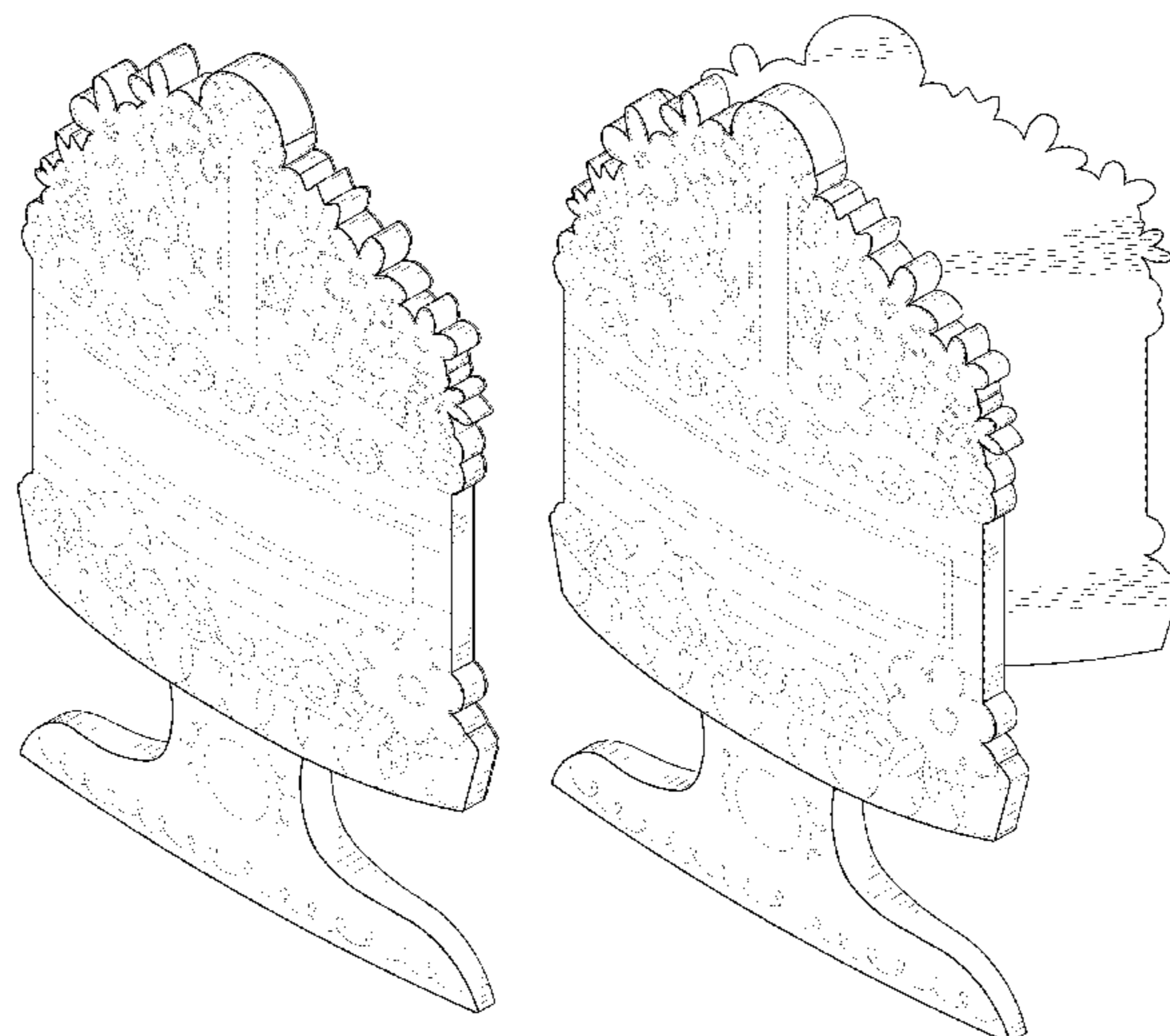
FIG. 6 is a top down view of the cake greeting card of FIG. 1.

FIG. 7 is a bottom up view of the cake greeting card of FIG. 1; and,

FIG. 8 is a perspective view of the cake greeting card of FIG. 1, in a partially open position.

The broken lines showing portions of the cake greeting card is included for the purpose of illustrating environmental structure and forms no part of the claimed design.

1 Claim, 6 Drawing Sheets






Fig. 1




Fig. 2

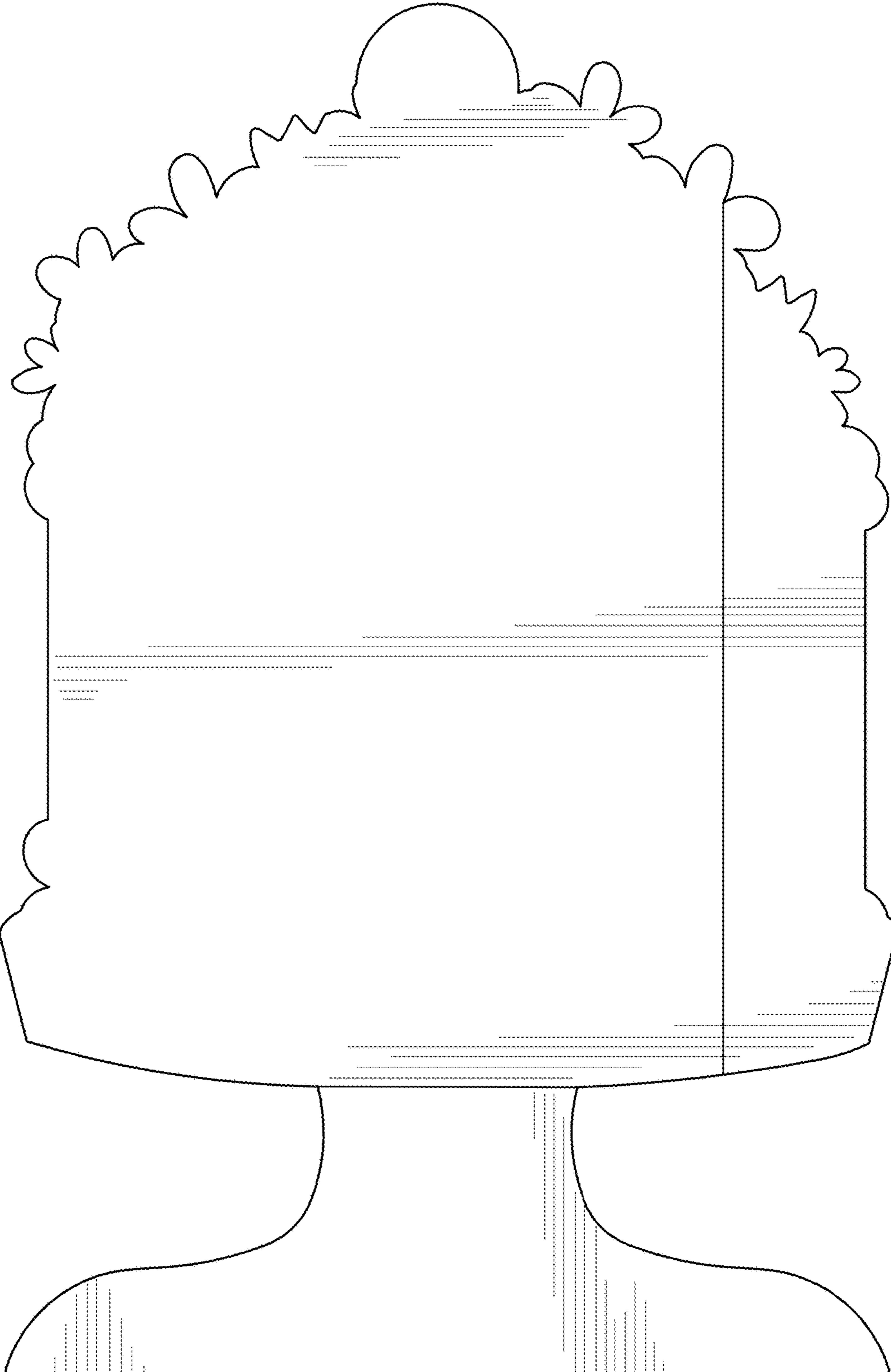


Fig. 3

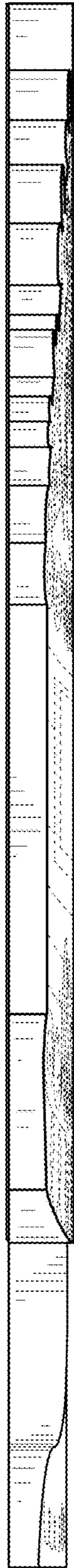


Fig. 4



Fig. 5



Fig. 6



Fig. 7




Fig. 8