



US00D841731S

(12) **United States Design Patent**
Brown et al.

(10) **Patent No.:** **US D841,731 S**
(45) **Date of Patent:** **** Feb. 26, 2019**

(54) **DOCUMENT HANDLER FOR A
MULTIFUNCTION PRINTING MACHINE**

(71) Applicant: **XEROX CORPORATION**, Norwalk,
CT (US)

(72) Inventors: **Donald A Brown**, Honeoye Falls, NY
(US); **Tsutomu Shiihara**, Kanagawa
(JP); **Hidetoshi Kimura**, Kanagawa
(JP)

(73) Assignee: **Xerox Corporation**, Norwalk, CT (US)

(**) Term: **15 Years**

(21) Appl. No.: **29/594,201**

(22) Filed: **Feb. 16, 2017**

Related U.S. Application Data

(63) Continuation-in-part of application No. 29/580,032,
filed on Oct. 5, 2016, now Pat. No. Des. 820,907.

(51) **LOC (11) Cl.** **18-99**

(52) **U.S. Cl.**
USPC **D18/47**

(58) **Field of Classification Search**
USPC D18/53, 50, 54, 56, 59, 36, 38, 39, 40,
D18/41, 45, 34.4, 34.5, 34.6; D14/301,
D14/307
CPC G06K 15/12; G06K 15/14; H04N 1/00204;
H04N 1/00249; H04N 1/00278; B41J
3/00; B41J 3/28; B41J 3/445; B41J 3/46
See application file for complete search history.

(56) **References Cited**

U.S. PATENT DOCUMENTS

- D532,450 S * 11/2006 Smith D18/55
- D557,738 S * 12/2007 Falk D18/53
- D607,505 S * 1/2010 Sasaki D14/421
- D642,212 S * 7/2011 Terenzio D18/55

- D650,834 S * 12/2011 Brown D18/39
- D660,351 S * 5/2012 Larson D18/55
- D685,414 S * 7/2013 Jeong D18/53
- D691,570 S * 10/2013 Fleischer
- D692,477 S * 10/2013 Kim D18/53
- D696,341 S * 12/2013 Yamada D18/39

(Continued)

FOREIGN PATENT DOCUMENTS

CN 302578445 * 9/2013

OTHER PUBLICATIONS

Amazon. <URL: <https://www.amazon.com/Canon-imageCLASS-MF4770n-Discontinued-Manufacturer/dp/B008YD1V6C>.> Aug. 21,
2012. Canon Printer.*

(Continued)

Primary Examiner — Thomas Johannes

Assistant Examiner — Lauren D McVey

(57) **CLAIM**

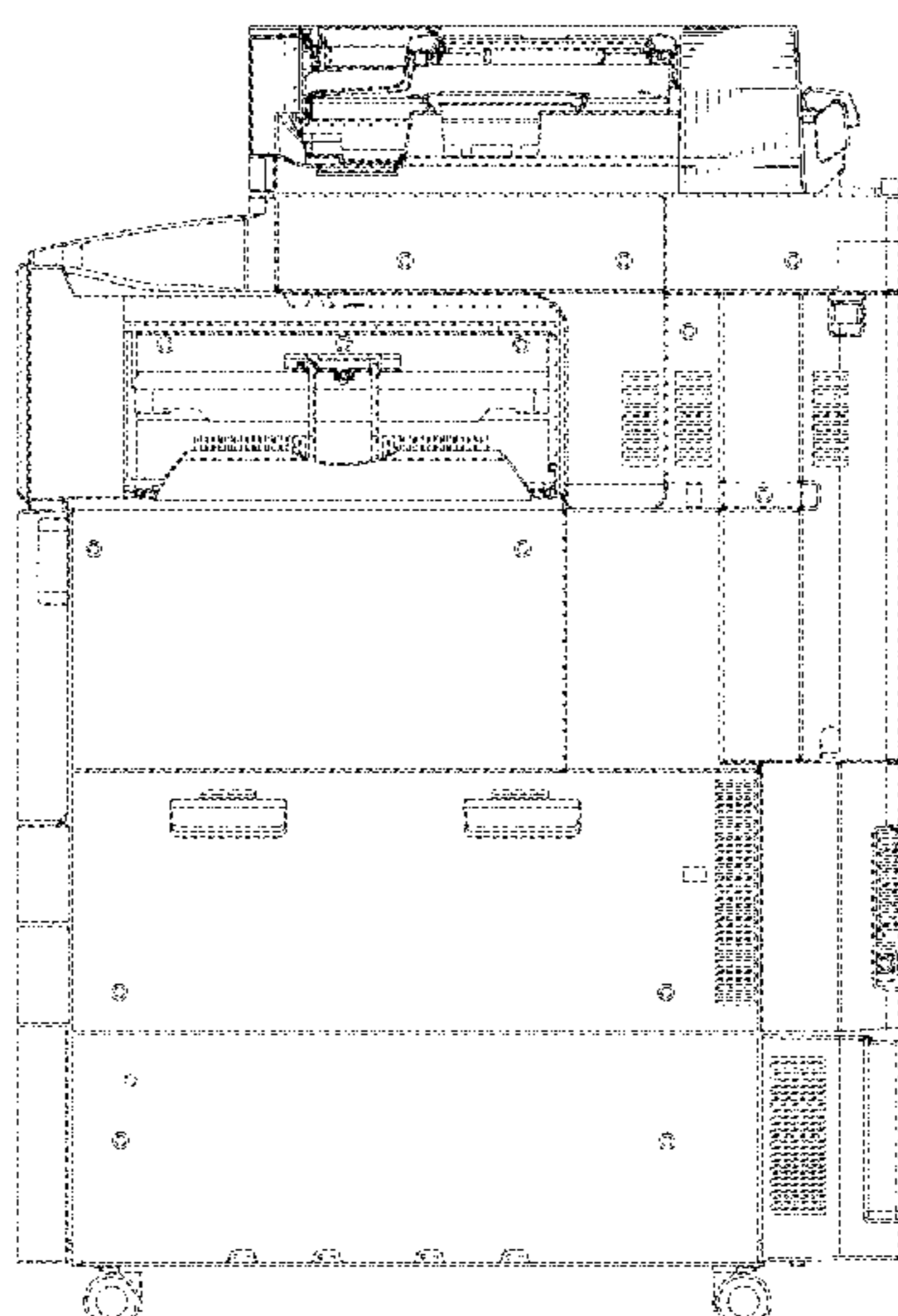
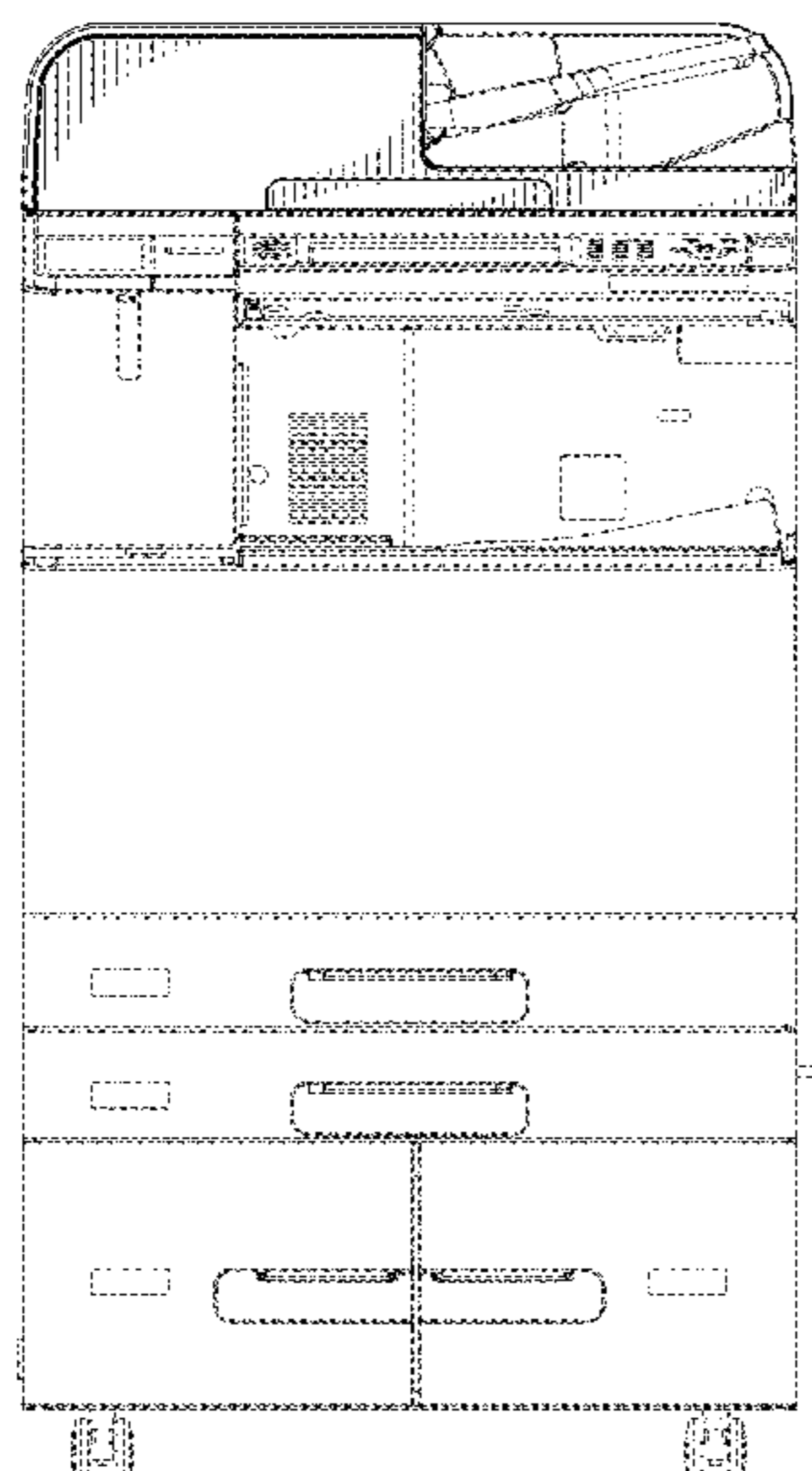
The ornamental design for a document handler for a multi-
function printing machine, as shown and described.

DESCRIPTION

FIG. 1 is a perspective view of a document handler for a
multifunction printing machine showing our new design;
FIG. 2 is a front view thereof;
FIG. 3 is a right side view thereof;
FIG. 4 is a rear view thereof;
FIG. 5 is a left side view thereof; and,
FIG. 6 is a top plan view thereof.

The broken lines immediately adjacent the claim represent
the bounds of the claim, while all other broken lines are
directed to environment and are for illustrative purposes
only; the broken lines form no part of the claimed design. In
addition, the unshaded surfaces directly adjoining the solid
line claimed edge form no part of the claimed design.

1 Claim, 6 Drawing Sheets



(56)

References Cited

U.S. PATENT DOCUMENTS

D724,140 S * 3/2015 Nishimura D18/50
D755,889 S * 5/2016 Wynn D18/53
D782,568 S * 3/2017 Nishimura D18/55

OTHER PUBLICATIONS

Amazon. <URL: https://www.amazon.com/HP-OfficeJet-Wireless-Management-CN461A/dp/B00AAHMG4Q/ref=sr_1_2?s=office-electronics&ie=UTF8&qid=1506473243&sr=1-2&keywords=multifunction+printer&refinements=p_n_feature_five_browse-bin%3A10719423011%2Cp_n_feature_six_browse-bin%3A5662334011> Nov. 20, 2012. HP OfficeJet Printer.*
Quickship. <URL: <http://www.quickship.com/canon%ADimageclass%ADmf4450%ADmultifunction%ADprinter%AD2511/2>> Visited Sep. 25, 2017. Canon imageCLASS MF4450 Laser Multifunction Printer.*

* cited by examiner

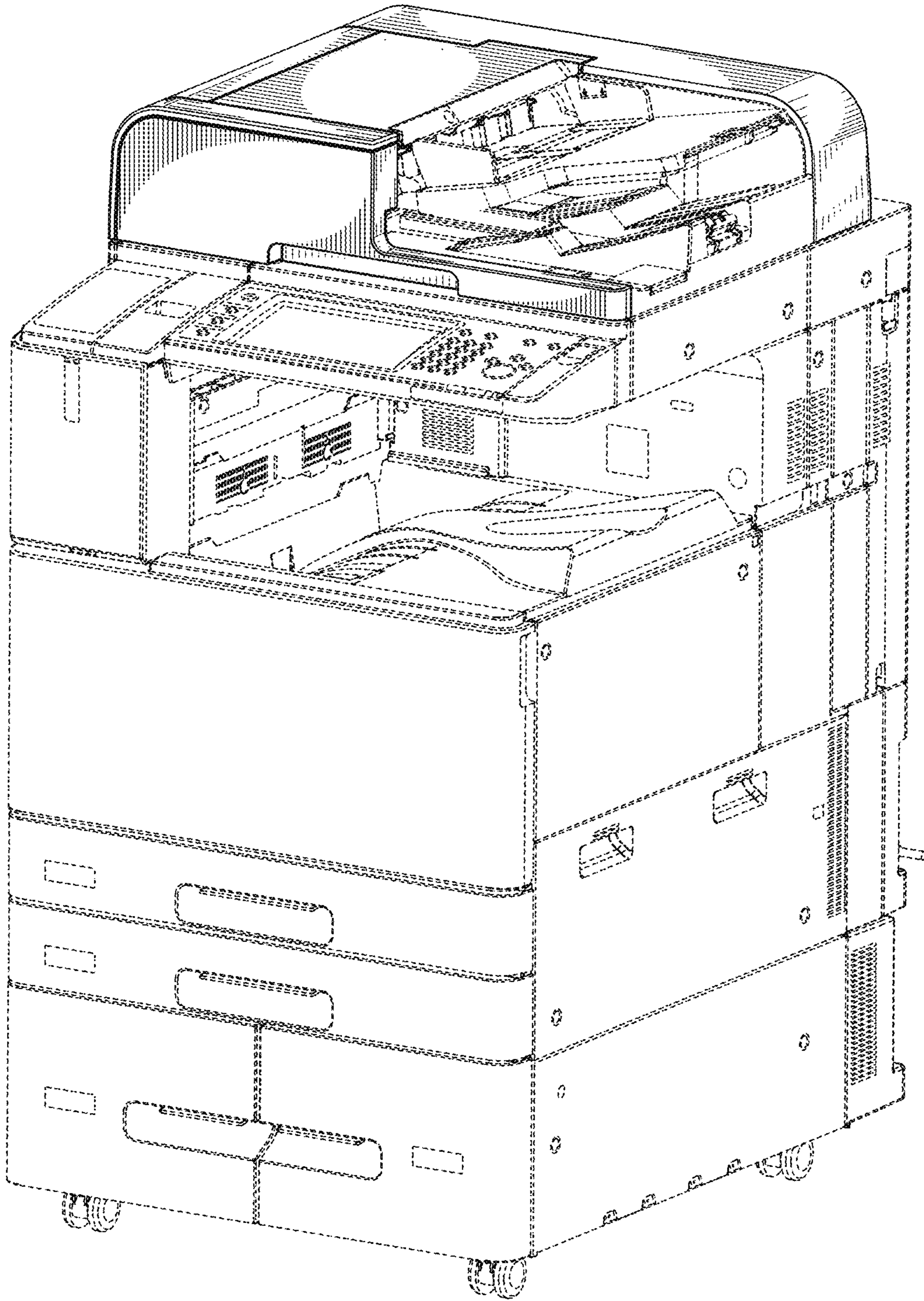


FIG. 1

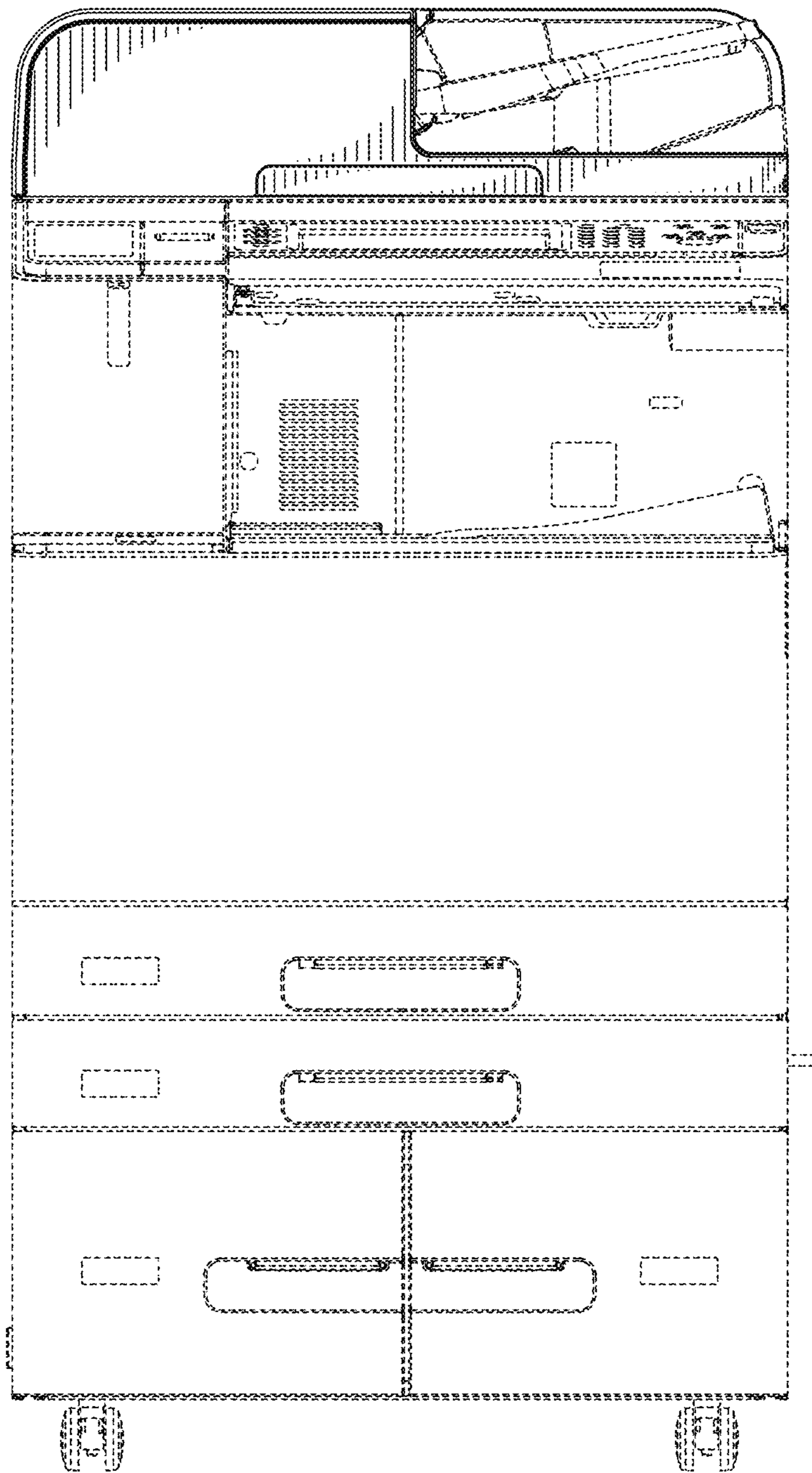


FIG. 2

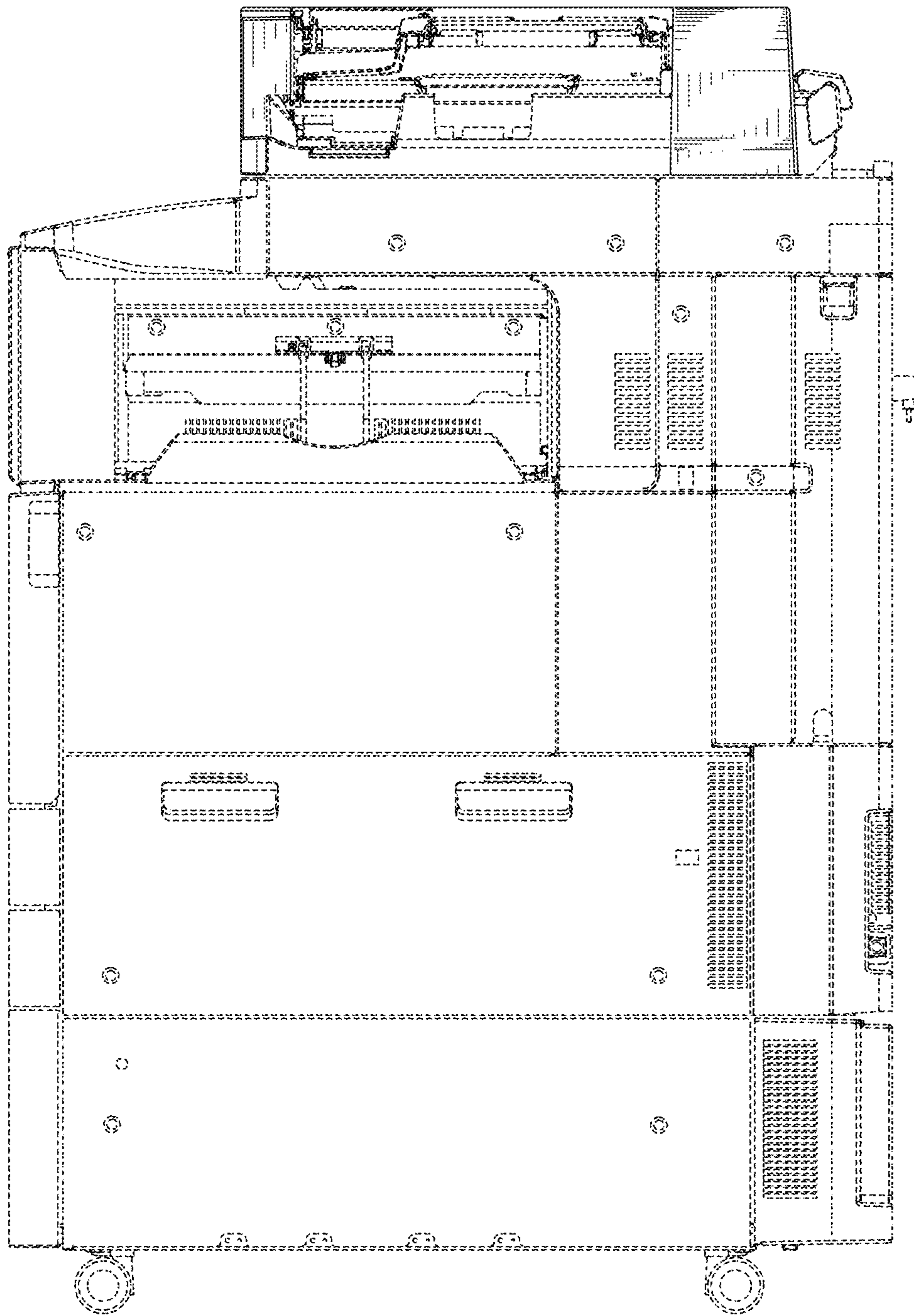


FIG. 3

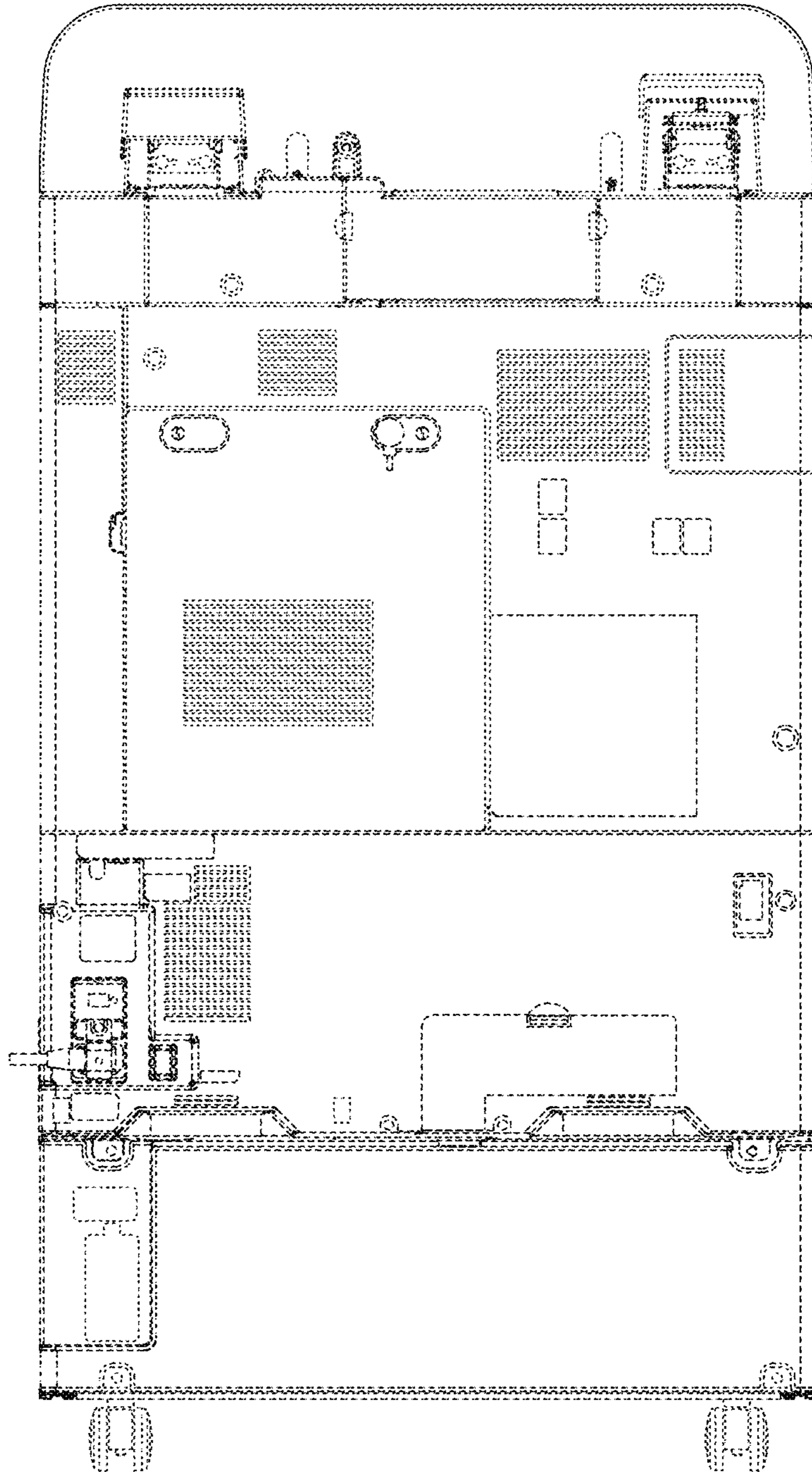


FIG. 4

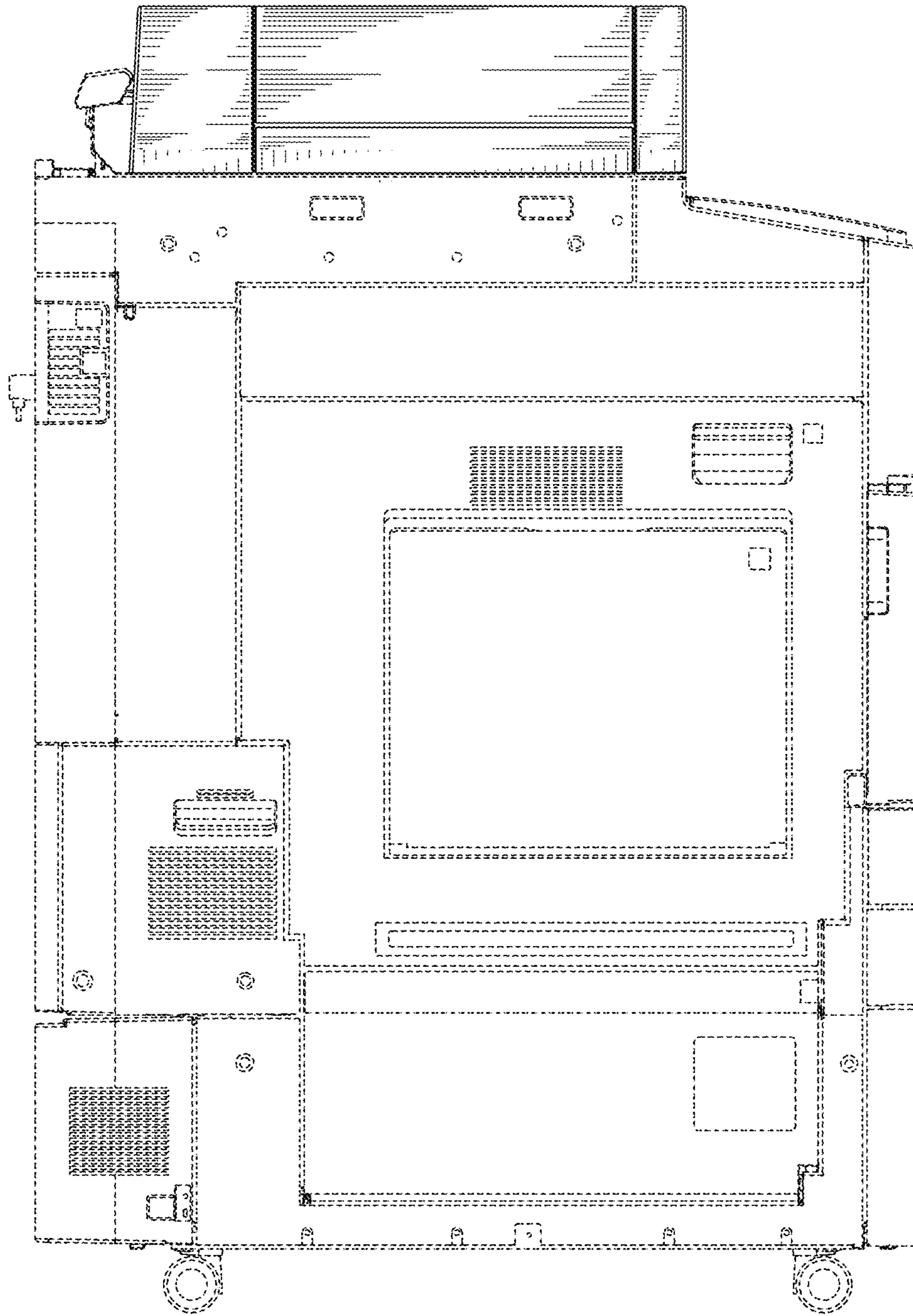


FIG. 5

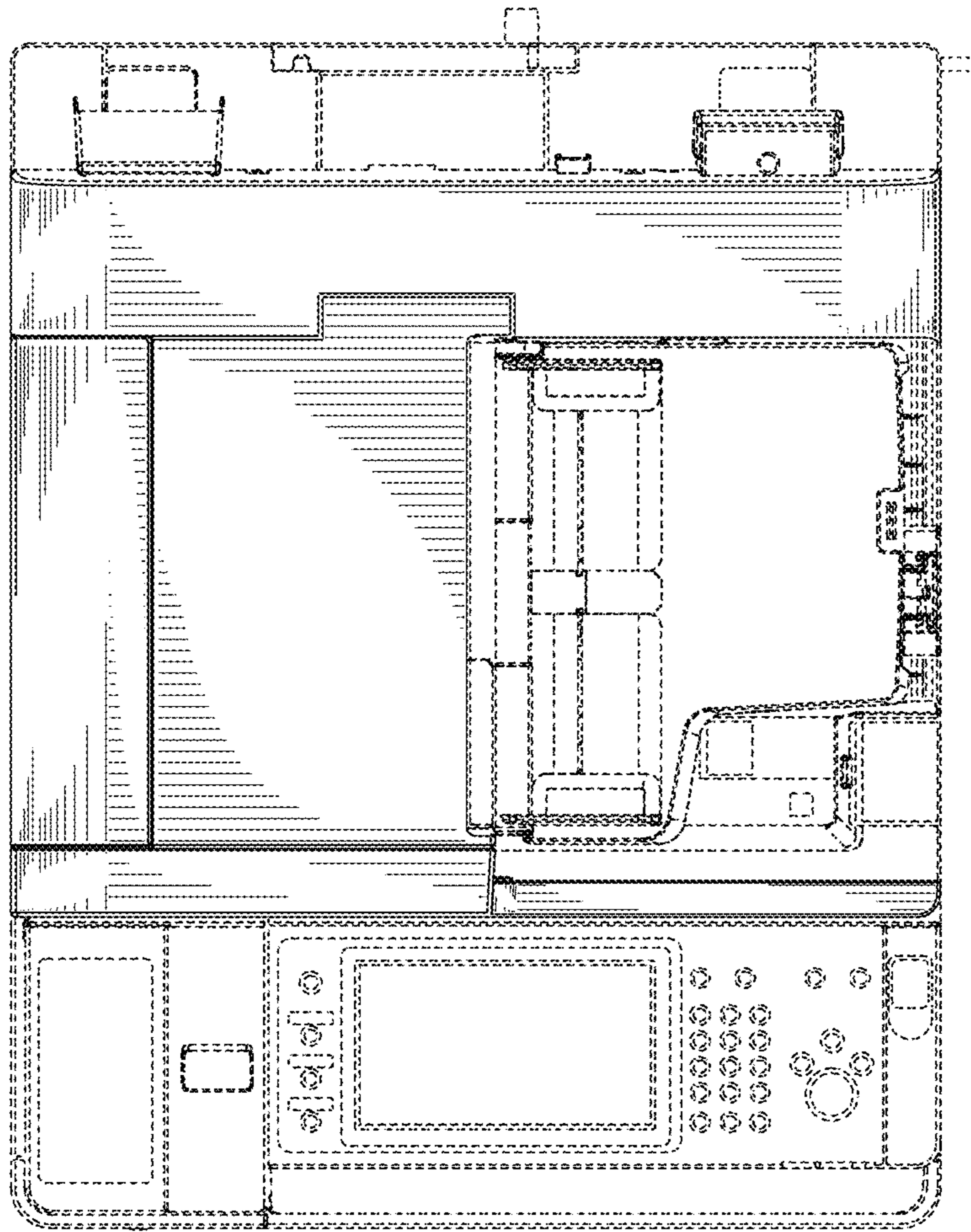


FIG. 6