



US00D841729S

(12) **United States Design Patent**
Kakehashi

(10) **Patent No.:** **US D841,729 S**

(45) **Date of Patent:** **** Feb. 26, 2019**

(54) **ELECTRONIC PERCUSSION INSTRUMENT**

- (71) Applicant: **ATV CORPORATION**,
Hamamatsu-shi, Shizuoka (JP)
- (72) Inventor: **Ikutaro Kakehashi**, Hamamatsu (JP)
- (73) Assignee: **ATV CORPORATION**, Shizuoka (JP)

(**) Term: **15 Years**

(21) Appl. No.: **29/592,078**

(22) Filed: **Jan. 26, 2017**

(30) **Foreign Application Priority Data**

Jul. 29, 2016 (JP) 2016-016255

(51) **LOC (11) Cl.** **17-04**

(52) **U.S. Cl.**
USPC **D17/22**

(58) **Field of Classification Search**
USPC D17/22, 23, 99; D21/405, 300, 324, 396,
D21/398, 685, 686, 694, 695, 900;
D6/300, 301, 302, 308; D14/217
CPC G10D 13/00; G10D 13/003; G10D 13/02;
G10D 13/026; G10D 13/027; G10D
13/029

See application file for complete search history.

(56) **References Cited**

U.S. PATENT DOCUMENTS

- 4,179,974 A * 12/1979 Trankle G10D 13/029
84/411 P
- D298,951 S * 12/1988 Benson D17/22
- D320,035 S * 9/1991 Magruder 84/411 P
- D330,262 S * 10/1992 Wertz D25/113
- D735,265 S * 7/2015 Pires G10D 13/00
D17/22
- 2016/0372092 A1 * 12/2016 Broadbelt G10D 13/029

OTHER PUBLICATIONS

Amazon, Atlas AD-10 Freestyle Practice Pad, posted Jun. 19, 2015, [online], [site visited Aug. 28, 2018]. Available from internet, <URL: https://www.amazon.co.uk/Atlas-AD-10-Freestyle-Practice-Pad/dp/B010PL6MNW/ref=sr_1_206?ie=UTF8&qid=1535490914&sr=8-206&keywords=practice+drum+pad> (Year: 2015).*

(Continued)

Primary Examiner — Sheryl Lane

Assistant Examiner — Samantha N Wood

(74) *Attorney, Agent, or Firm* — Rothwell, Figg, Ernst & Manbeck, P.C.

(57) **CLAIM**

The ornamental design for an electronic percussion instrument, as shown and described.

DESCRIPTION

FIG. 1 is a perspective view of front, right and top view of electronic percussion instrument showing my new design; FIG. 2 is a perspective view of rear, right and top view thereof;

FIG. 3 is a front view thereof;

FIG. 4 is a rear view thereof;

FIG. 5 is a left side view thereof;

FIG. 6 is a right side view thereof;

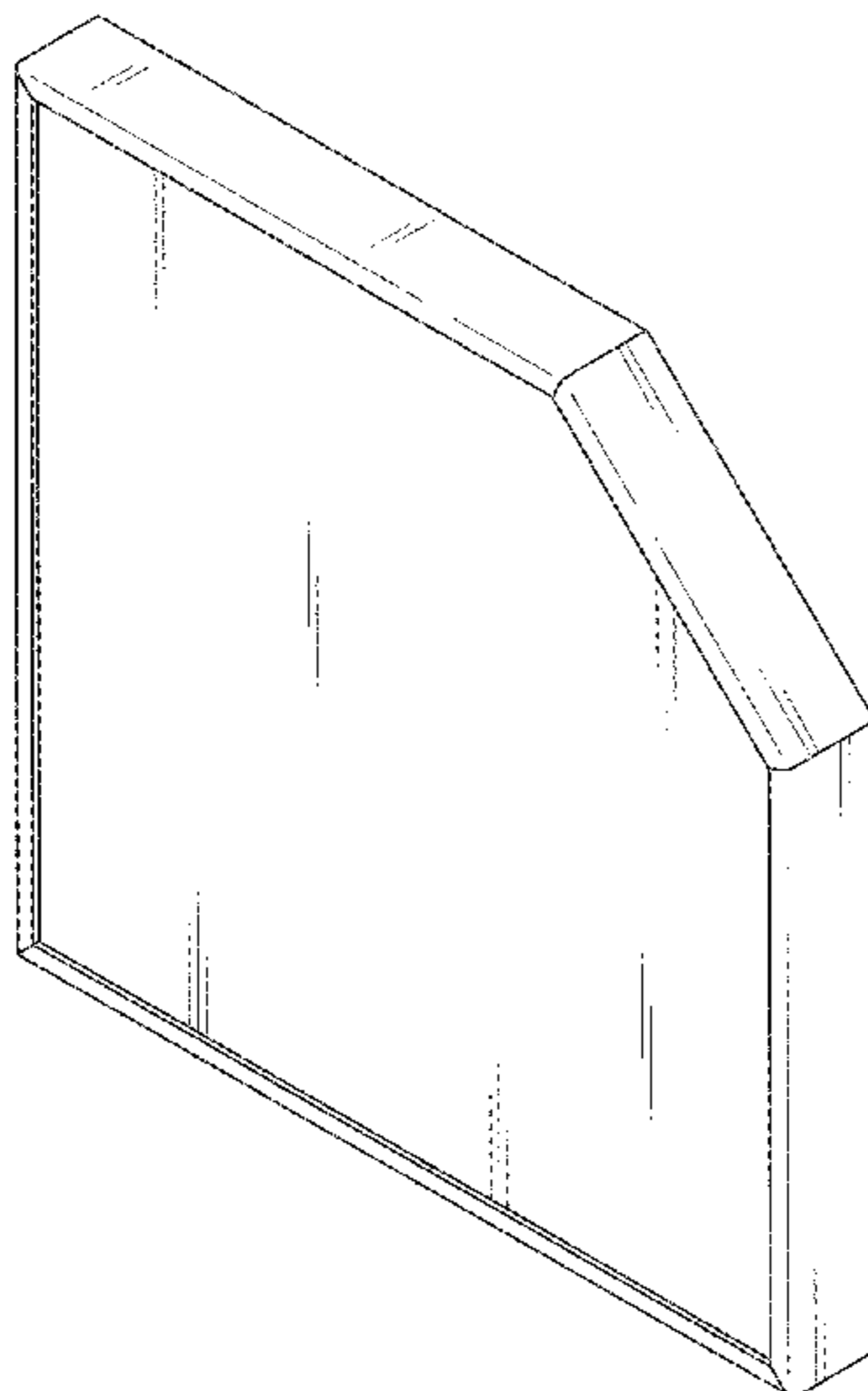
FIG. 7 is a top view thereof;

FIG. 8 is a bottom view thereof; and,

FIG. 9 is a partially enlarged view at a portion 9 indicated by the dot-dash lines in FIG. 2 thereof.

The broken lines and the dot-dash lines form no part of claimed design. The number “9” in between the dot-dash lines illustrated in FIG. 2 is for purposes of identifying the partially enlarged view illustrated in FIG. 9 and forms no part of the claimed design.

1 Claim, 7 Drawing Sheets



(56)

References Cited

OTHER PUBLICATIONS

Professional Percussion Products, A Stubbs Percussion Timpani Practice Pd, webarchive Sep. 26, 2014, [online], [site visited Aug. 28, 2018]. Available from internet, <URL: <https://web.archive.org/web/20140926042327/http://www.professionalpercussionproducts.com:80/amystubbs.html>> (Year: 2014).*

Altlab, Drum pads, posted Aug. 4, 2009, [online], [site visited Aug. 28, 2018]. Available from Internet, <URL: <http://altlab.org/tag/drum-pads/>> (Year: 2009).*

* cited by examiner

Fig. 1

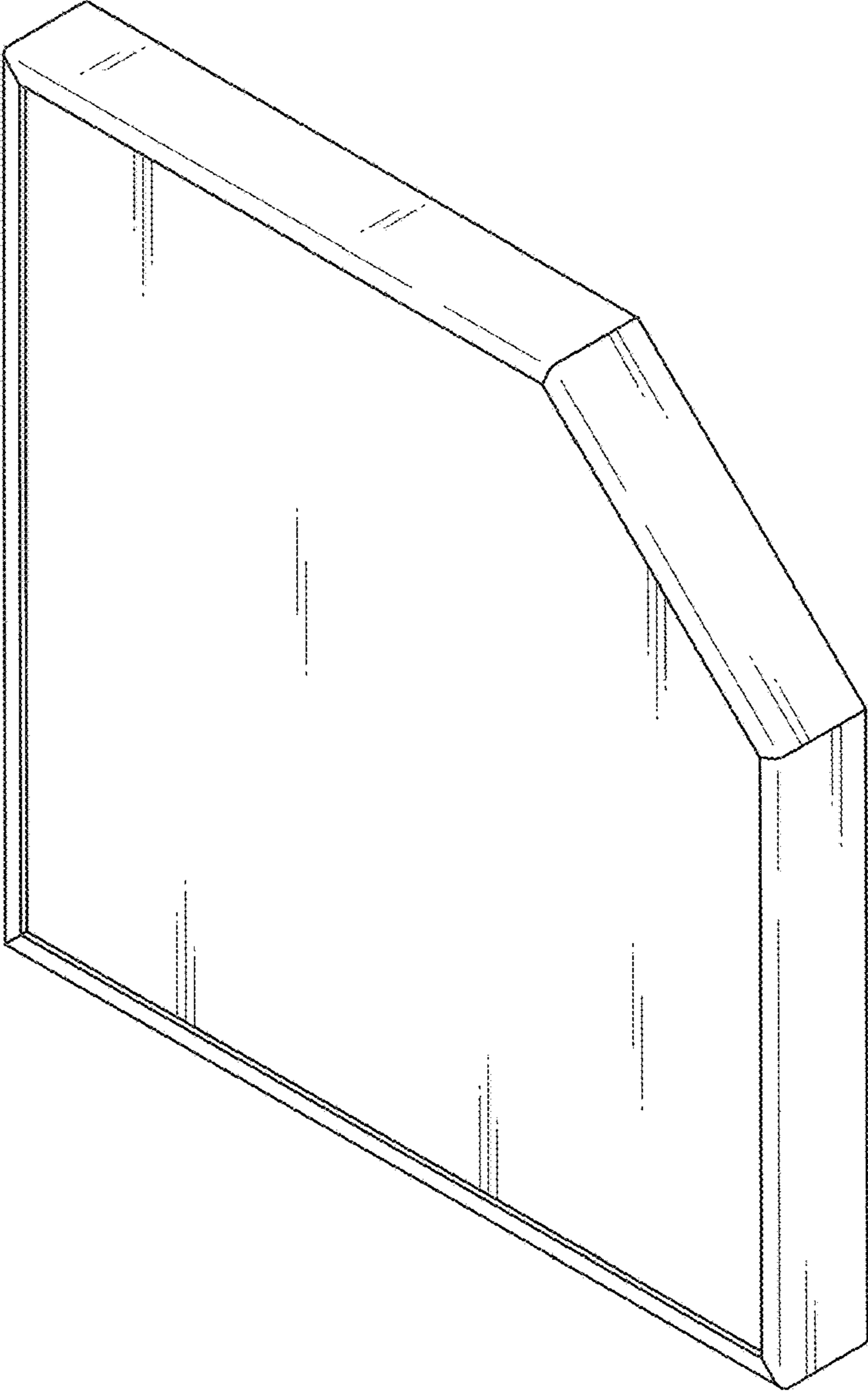


Fig. 2

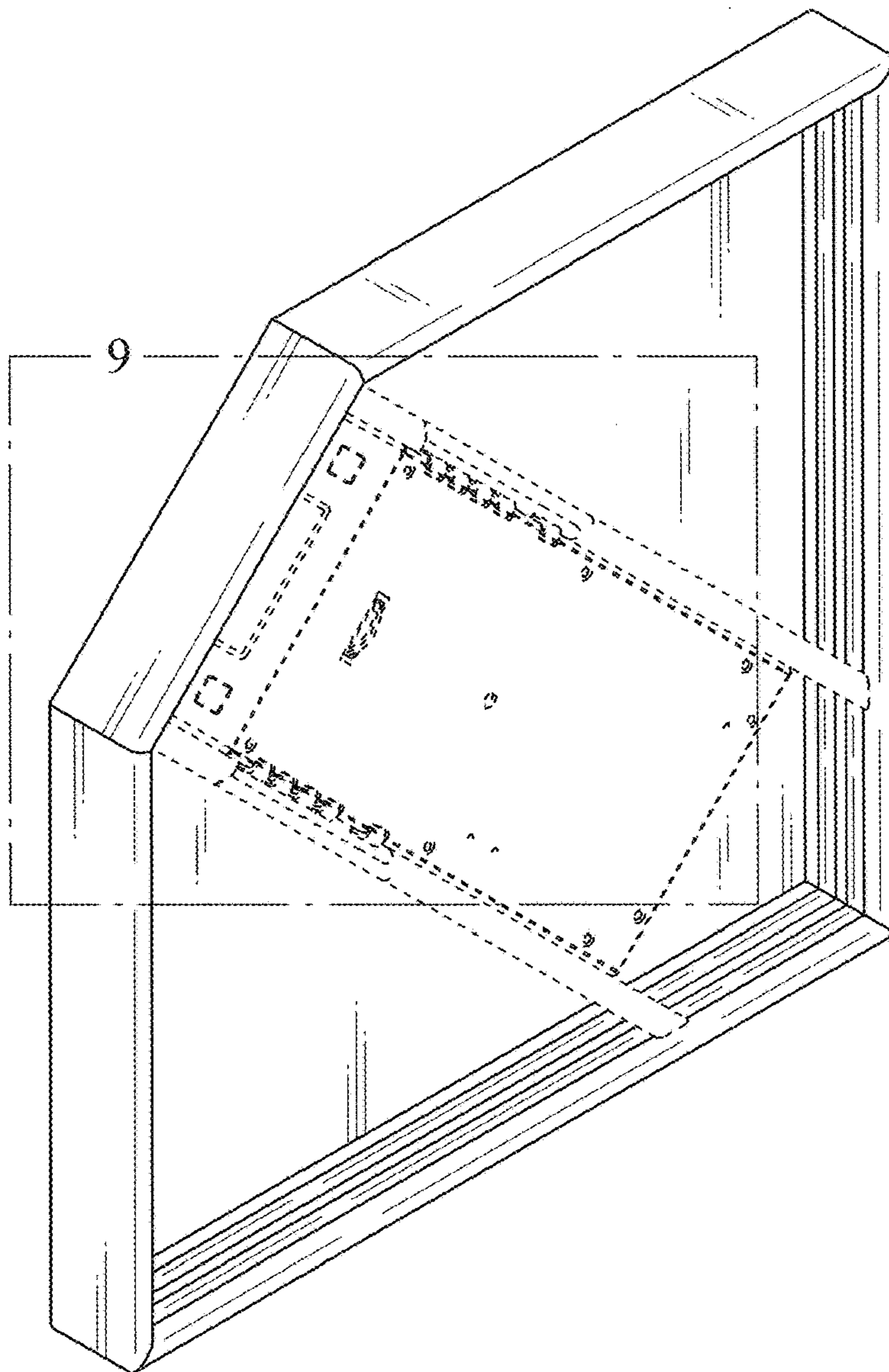


Fig. 3

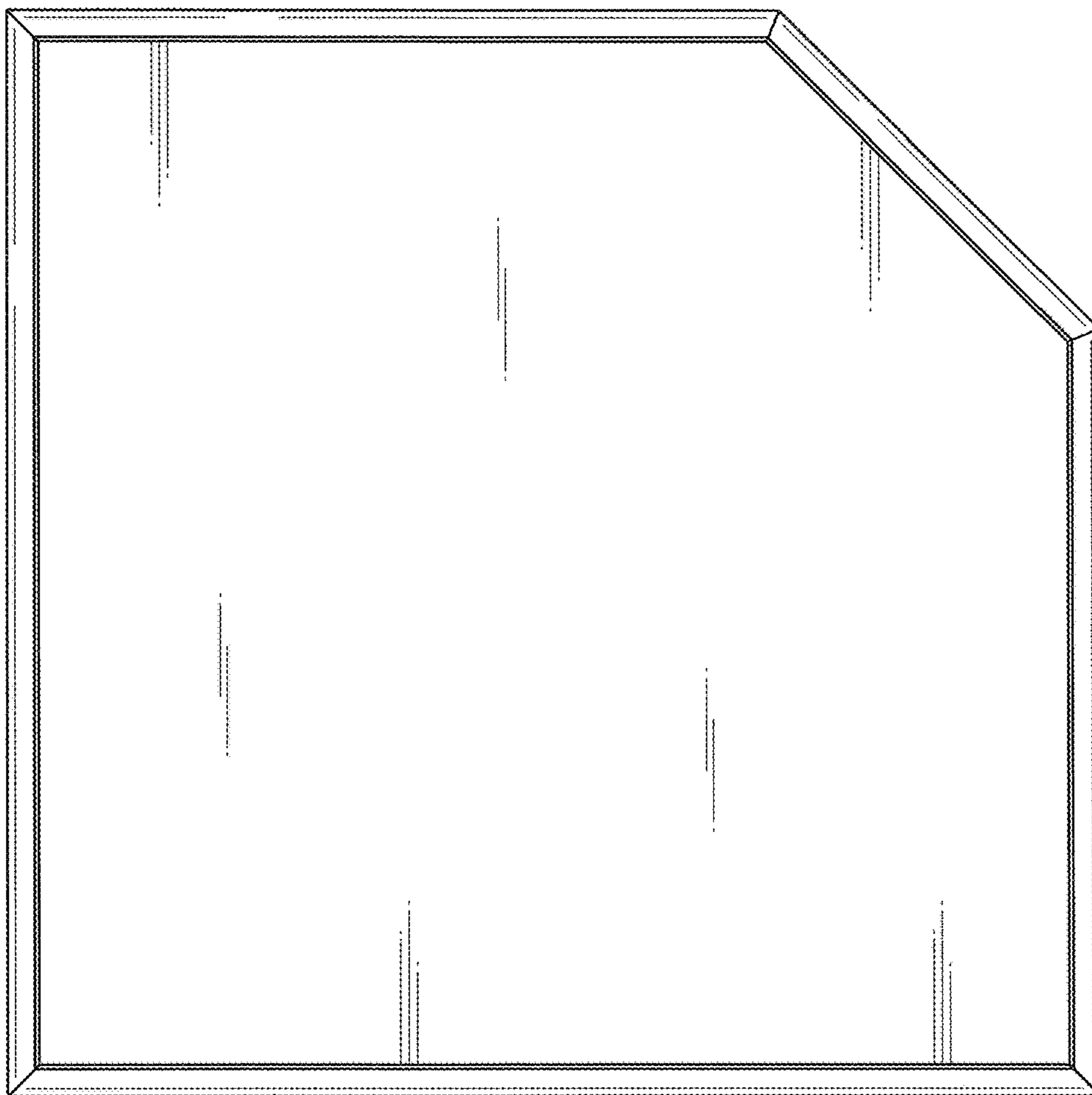


Fig. 4

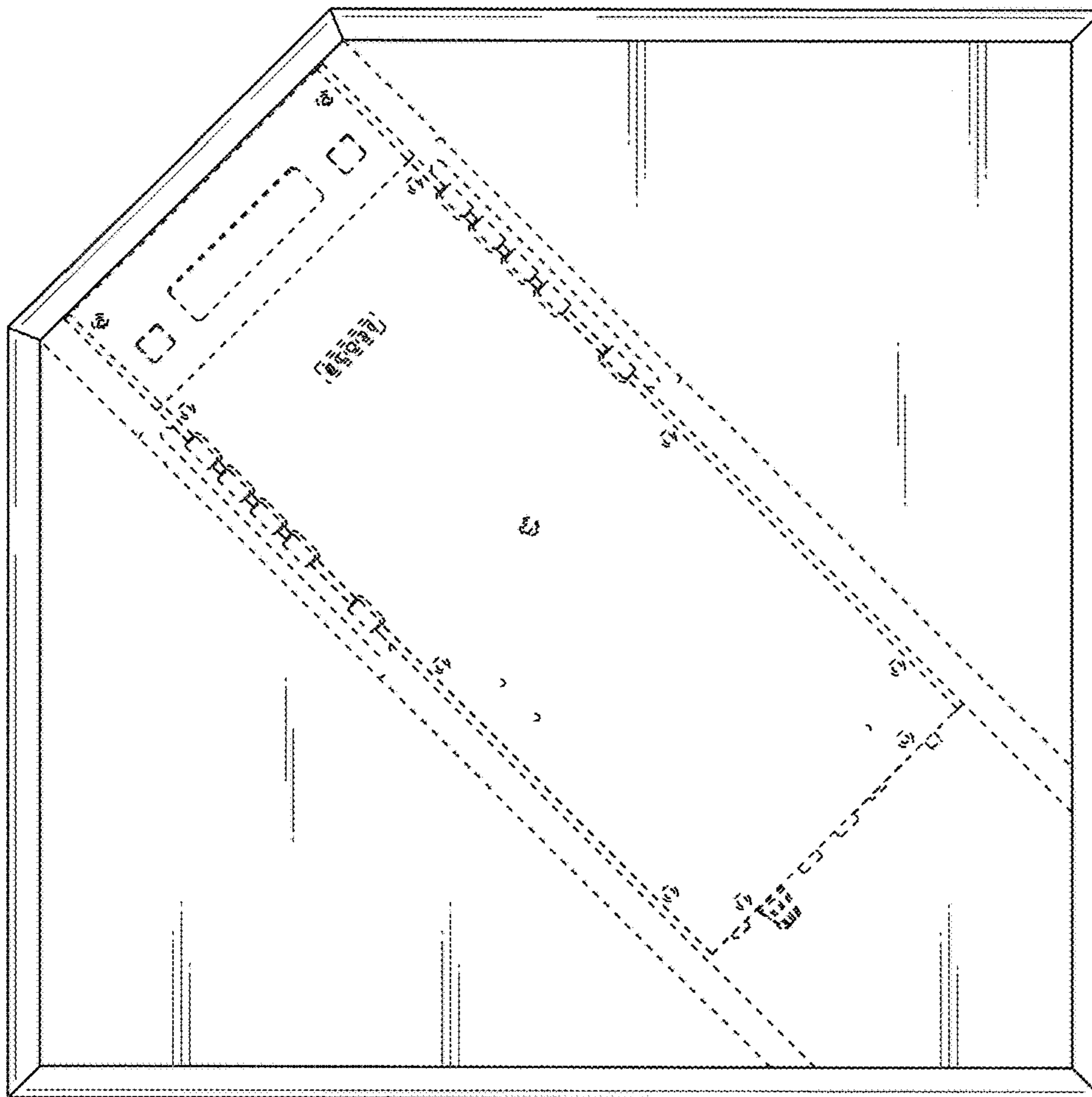


Fig. 5




Fig. 6




Fig. 7



Fig. 8




Fig. 9

