



US00D841715S

(12) **United States Design Patent** (10) **Patent No.:** **US D841,715 S**  
**Thompson** (45) **Date of Patent:** **\*\* Feb. 26, 2019**

(54) **HOUSING UNIT FOR A SECURITY AND SURVEILLANCE APPARATUS**

(71) Applicant: **NeoGenesys Inc.**, North Topsail Beach, NC (US)

(72) Inventor: **Randall Douglas Thompson**, North Topsail Beach, NC (US)

(73) Assignee: **NeoGenesys Inc.**, North Topsail Beach, NC (US)

(\*\*) Term: **14 Years**

(21) Appl. No.: **29/508,826**

(22) Filed: **Nov. 11, 2014**

(51) **LOC (11) Cl.** ..... **16-01**

(52) **U.S. Cl.**  
USPC ..... **D16/200; D16/203**

(58) **Field of Classification Search**  
USPC ..... D16/200, 202–208, 210, 218, 219, 242;  
348/143, 148, 151, 373–376; 396/419,  
396/427, 535, 539–541  
CPC ..... G03B 17/02; G03B 19/04; G03B 17/56;  
G03B 17/04; G03B 15/03; H04N 5/2251;  
H04N 5/2252; H04N 5/2253; H04N  
5/2254; H04N 7/181; H04N 7/183; H04N  
7/18; G08B 13/1963; G08B 13/19619;  
G08B 13/19632; F16M 11/04; F16M  
13/00

See application file for complete search history.

(56) **References Cited**

**U.S. PATENT DOCUMENTS**

3,450,454 A \* 6/1969 Anders ..... H04N 9/3147  
211/26  
4,538,434 A \* 9/1985 Janzen, Sr. .... F16K 35/10  
70/178

D281,865 S \* 12/1985 Abel ..... D10/106.1  
D380,676 S \* 7/1997 Holland ..... D9/434  
D550,741 S \* 9/2007 Vernon ..... D16/208  
D656,050 S \* 3/2012 Botelho ..... D10/106.95  
8,467,675 B2 \* 6/2013 Chen ..... G03B 17/02  
348/374  
9,609,234 B1 \* 3/2017 Checka ..... H04N 5/247  
2014/0153916 A1 \* 6/2014 Kintner ..... G03B 17/561  
396/419

\* cited by examiner

*Primary Examiner* — Philip S Hyder

*Assistant Examiner* — Ramzi S Almatrahi

(74) *Attorney, Agent, or Firm* — Withrow & Terranova, PLLC

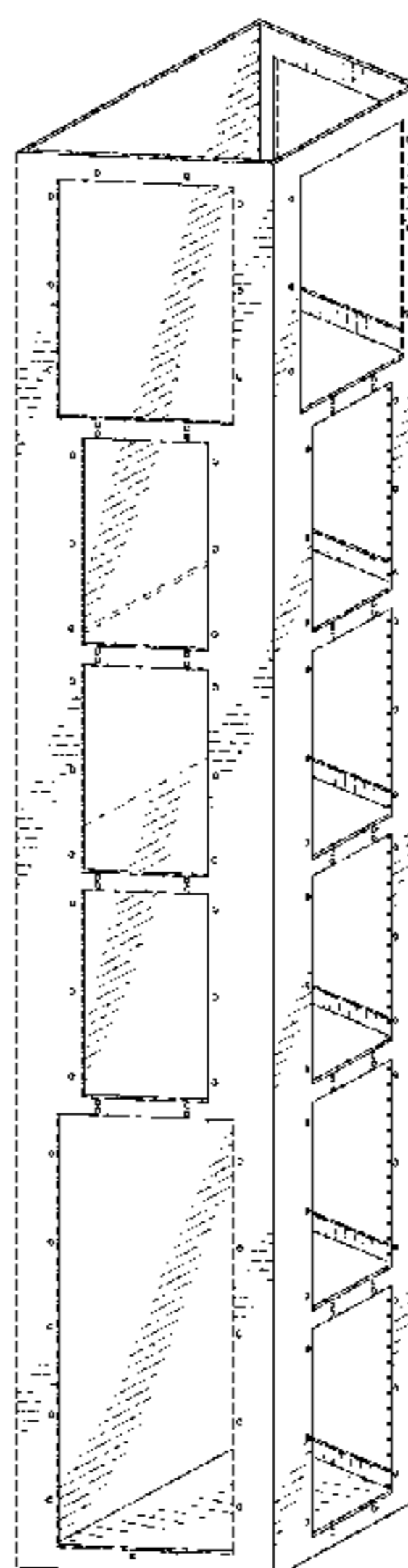
(57) **CLAIM**

The ornamental design for a housing unit for a security and surveillance apparatus, as shown and described.

**DESCRIPTION**

FIG. 1 is a front perspective view of a housing unit for a security and surveillance apparatus;  
FIG. 2 is a front elevation view thereof;  
FIG. 3 is a left side elevation view thereof;  
FIG. 4 is a right side elevation view thereof;  
FIG. 5 is a back elevation view thereof;  
FIG. 6 is a top plan view thereof; and,  
FIG. 7 is a bottom plan view thereof.  
The broken lines depict portions of a housing unit for a security and surveillance apparatus in which the design is embodied that form no part of the claimed design.

**1 Claim, 6 Drawing Sheets**



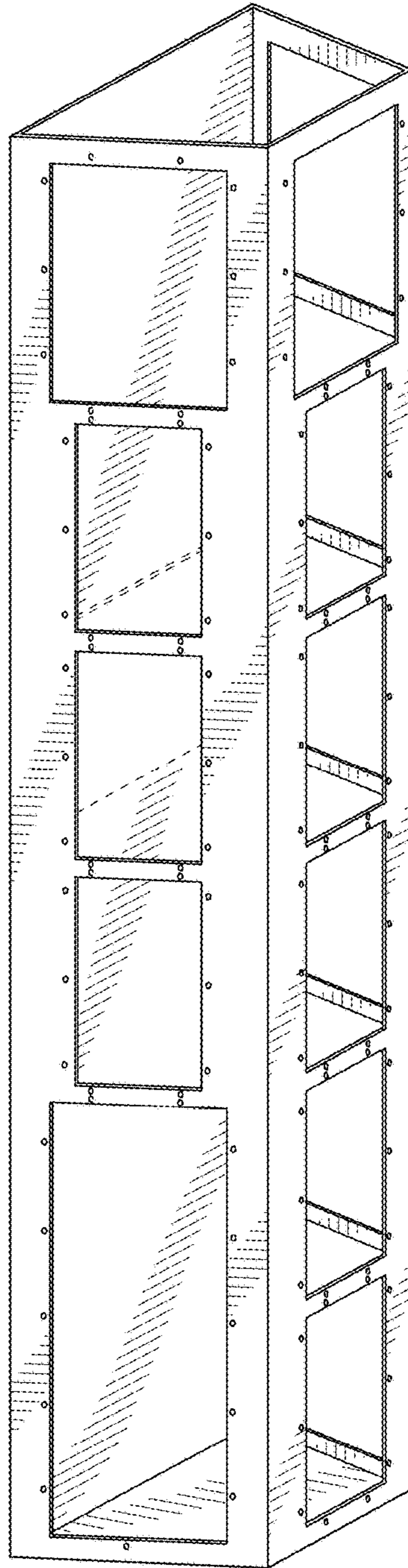


FIG. 1

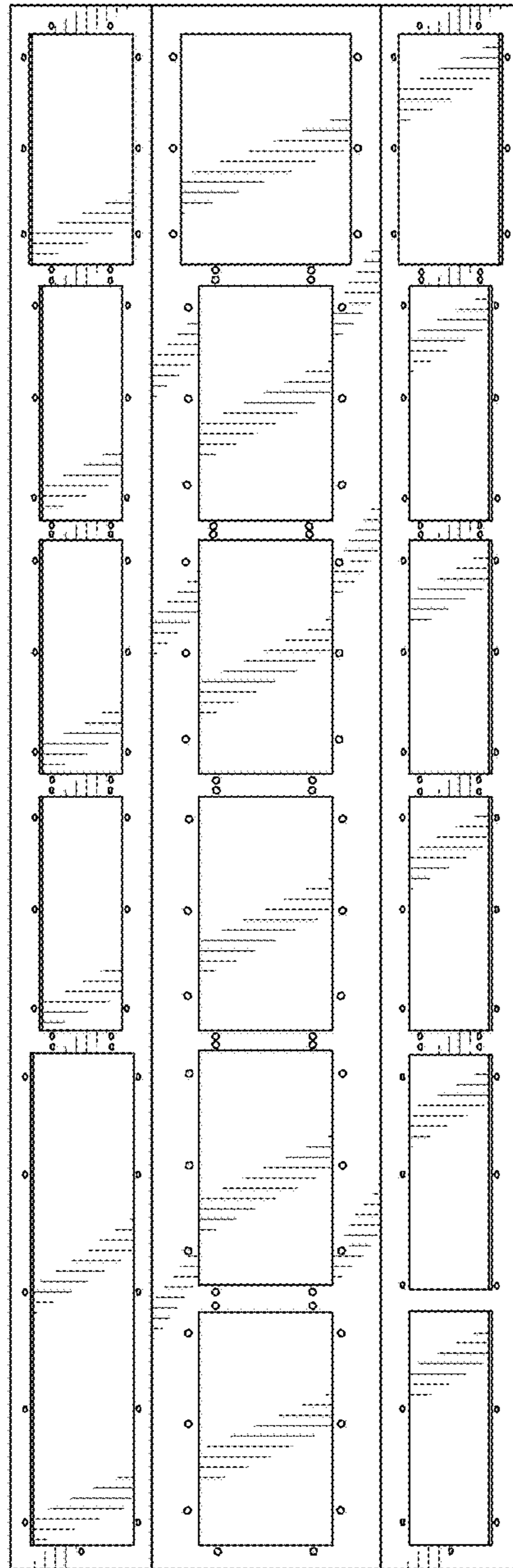


FIG. 2

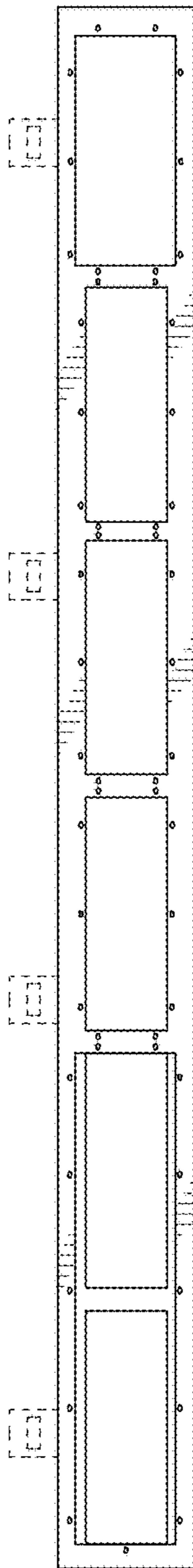


FIG. 3

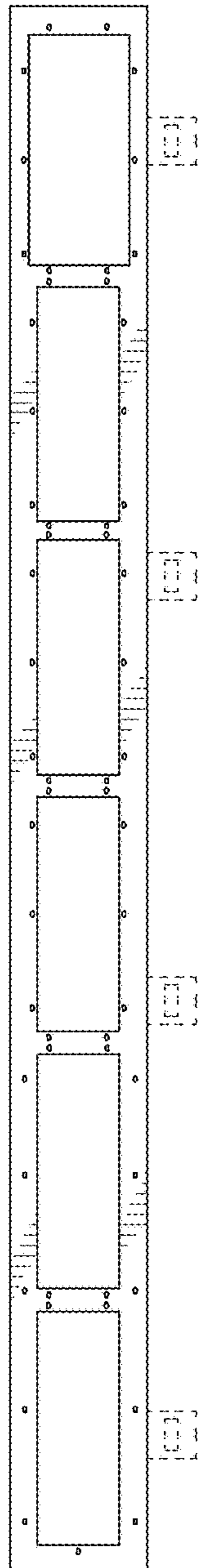


FIG. 4




FIG. 5

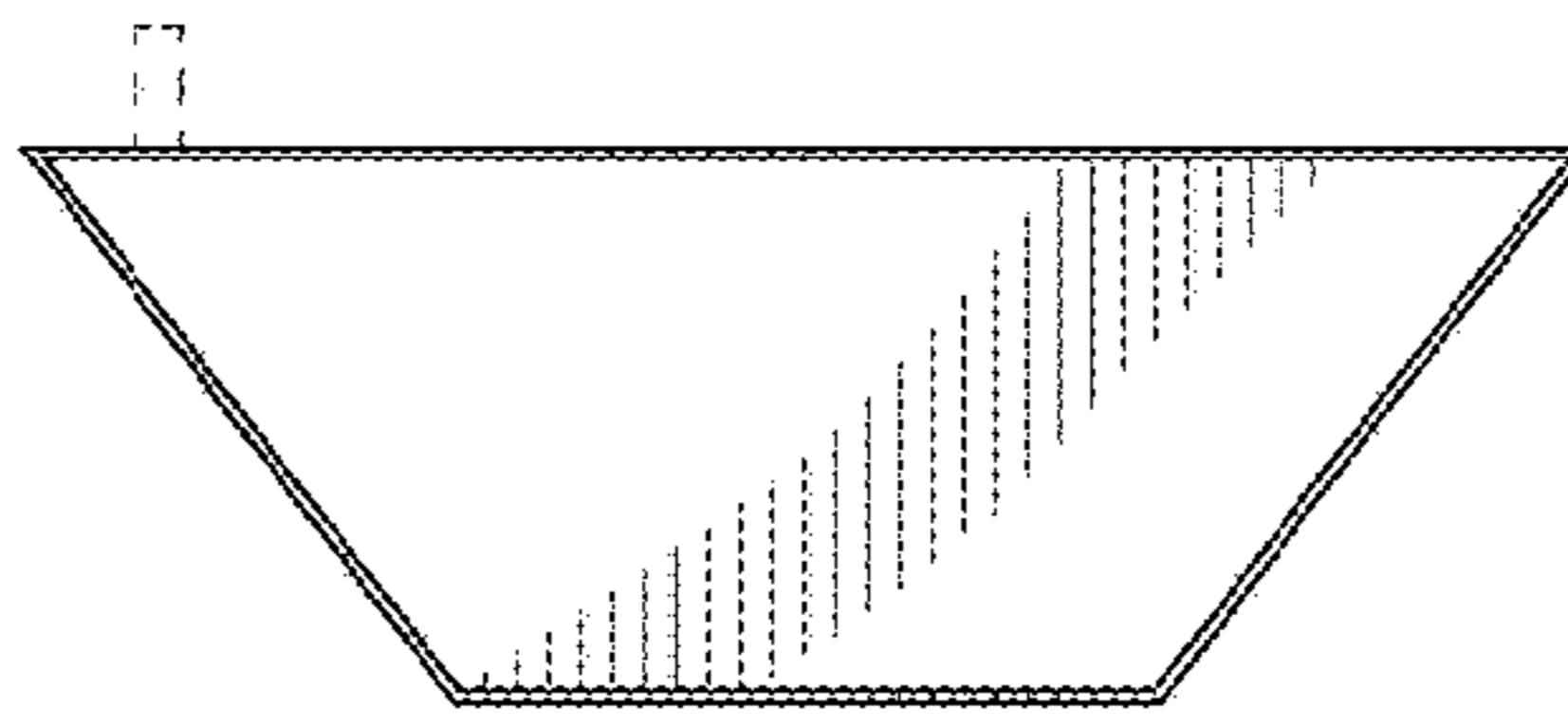


FIG. 6

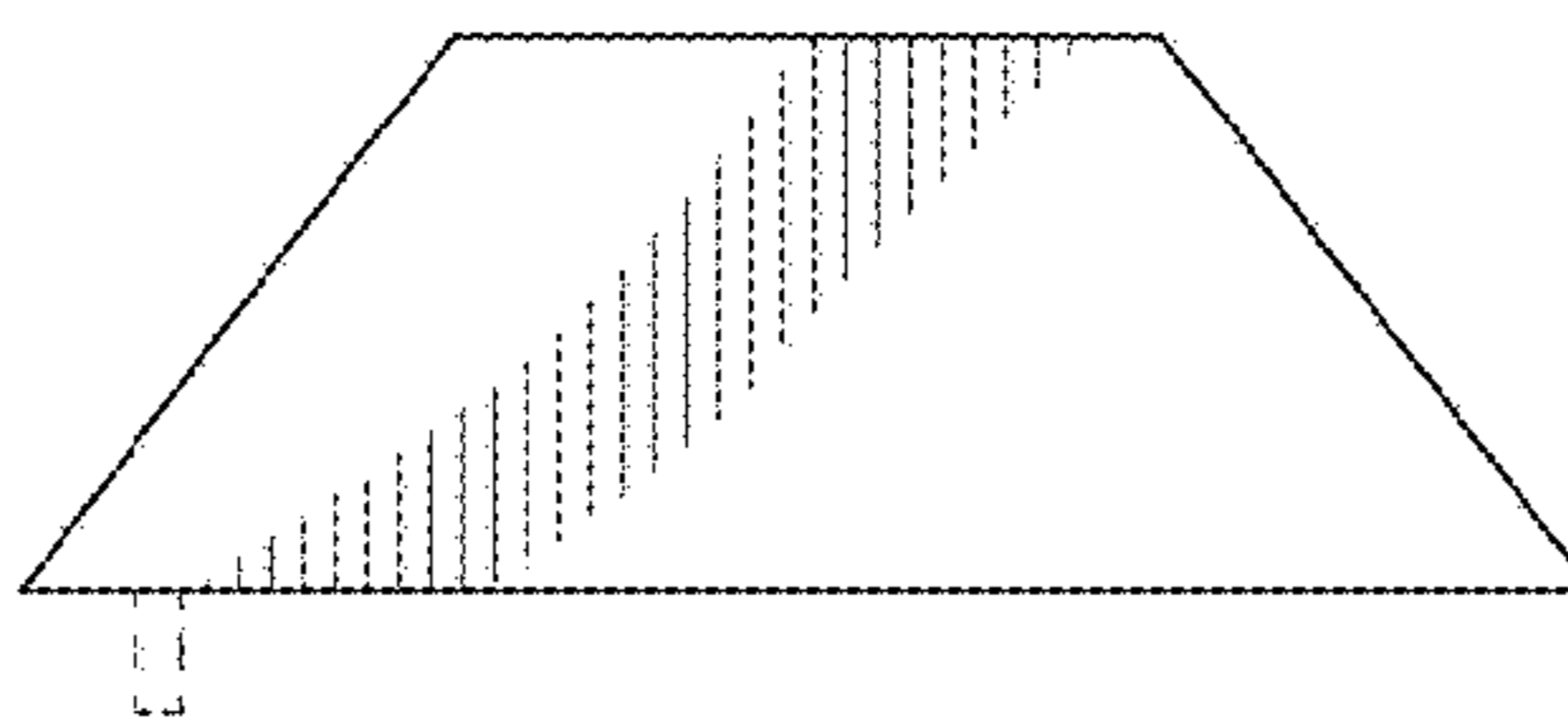


FIG. 7