



US00D841696S

(12) **United States Design Patent** (10) **Patent No.:** **US D841,696 S**  
**Blaser** (45) **Date of Patent:** **\*\* Feb. 26, 2019**

(54) **CASING FOR PUMPS**

(56) **References Cited**

(71) Applicant: **Deutsche Vortex GmbH & Co. KG**,  
Ludwigsburg (DE)

(72) Inventor: **Georg Blaser**, Asperg (DE)

(73) Assignee: **Deutsche Vortex GmbH & Co. KG**,  
Ludwigsburg (DE)

(\*\*) Term: **15 Years**

(21) Appl. No.: **29/621,717**

(22) Filed: **Oct. 11, 2017**

(30) **Foreign Application Priority Data**

Jun. 26, 2017 (EM) ..... 004066991-0002

(51) **LOC (11) Cl.** ..... **15-02**

(52) **U.S. Cl.**  
USPC ..... **D15/7**

(58) **Field of Classification Search**

USPC ..... D15/7-9; D23/231, 232, 225; 417/60,  
417/235, 265, 321, 355, 358, 363, 359,  
417/410.1, 415-416, 405, 900, 269, 539;  
60/408, 412; 184/26-37; 415/140-147;  
123/495, 509; 137/565.34  
CPC ..... F02M 37/04; F02M 37/14; F04B 53/92;  
F04B 1/005; F04D 13/06; F04D 29/22;  
F04D 29/046; F04D 29/2266

See application file for complete search history.

U.S. PATENT DOCUMENTS

D559,269 S *	1/2008	Wu	.....	D15/7
D617,349 S *	6/2010	Chu	.....	D15/9
D648,747 S *	11/2011	McCombs	.....	D15/9
D654,508 S *	2/2012	Foreman	.....	D15/7
D721,390 S *	1/2015	Walter	.....	D15/7
D736,265 S *	8/2015	Walter	.....	D15/7
D749,139 S *	2/2016	Chu	.....	D15/9
D763,321 S *	8/2016	Ostrosky	.....	D15/7
D771,713 S *	11/2016	Ye	.....	D15/7
D797,155 S *	9/2017	Ostrosky	.....	D15/7
D798,909 S *	10/2017	Hammoud	.....	D15/7
D800,791 S *	10/2017	Pin, III	.....	D15/7
D804,536 S *	12/2017	Bao	.....	D15/7

\* cited by examiner

*Primary Examiner* — Ralf Seifert

(74) *Attorney, Agent, or Firm* — Nelson Mullins Riley & Scarborough LLP

(57) **CLAIM**

The ornamental design for a casings for pumps, as shown.

**DESCRIPTION**

FIG. 1 is a top perspective view of a casing for pumps, showing my new design;  
FIG. 2 is a front elevational view thereof;  
FIG. 3 is a left side elevational view thereof;  
FIG. 4 is a right side elevational view thereof;  
FIG. 5 is a top plan view thereof; and,  
FIG. 6 is a bottom plan view thereof.

**1 Claim, 6 Drawing Sheets**

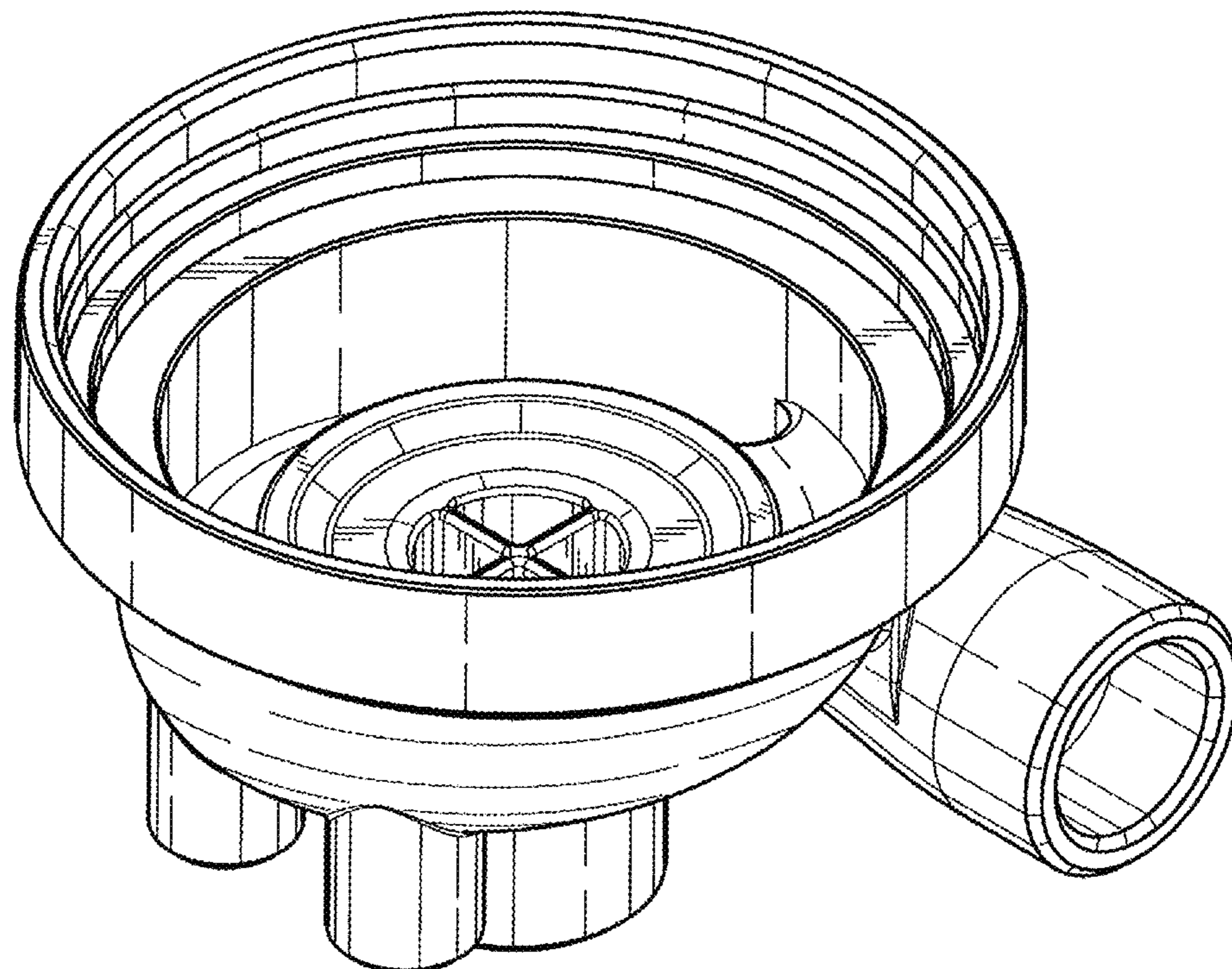


FIG. 1

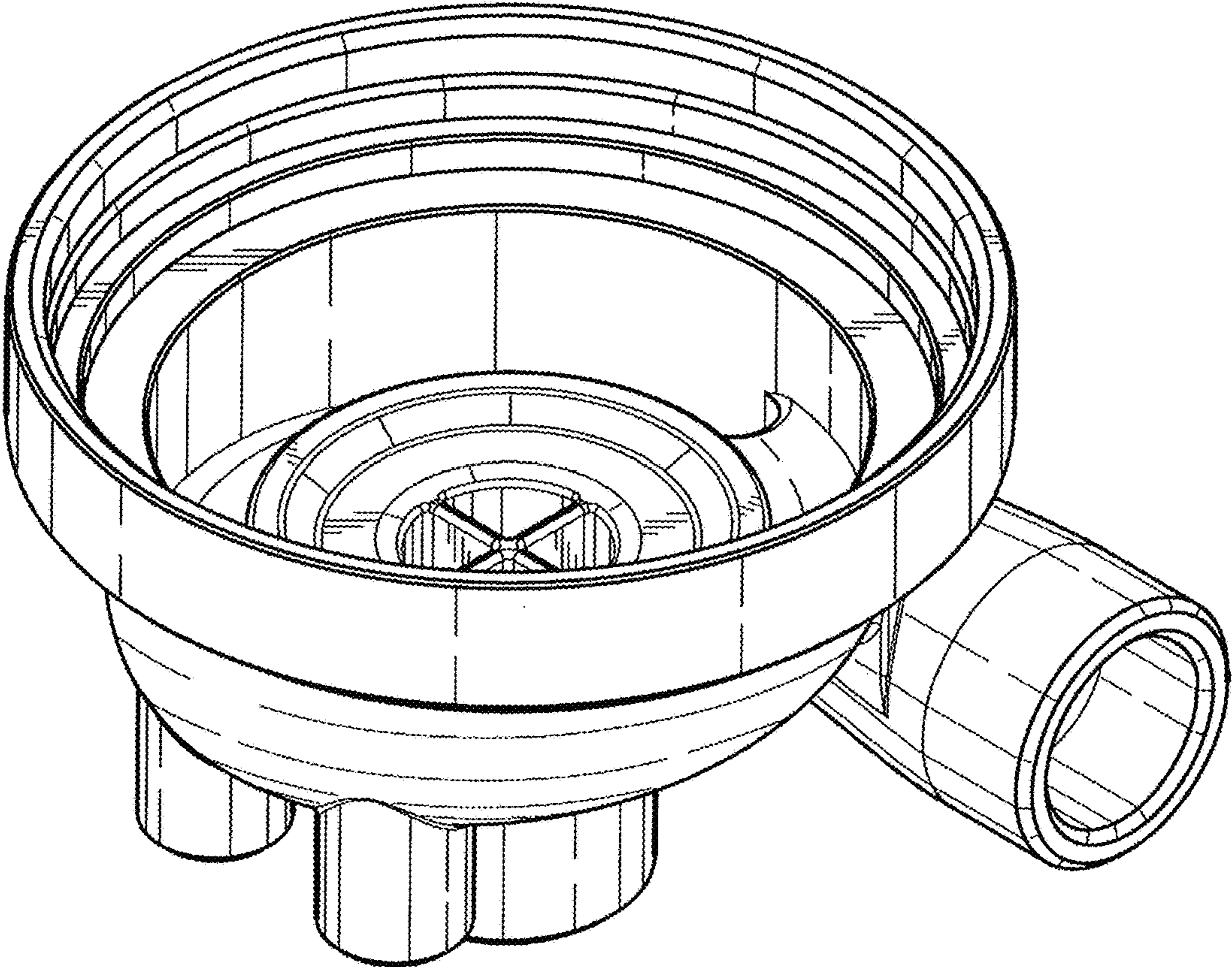


FIG. 2

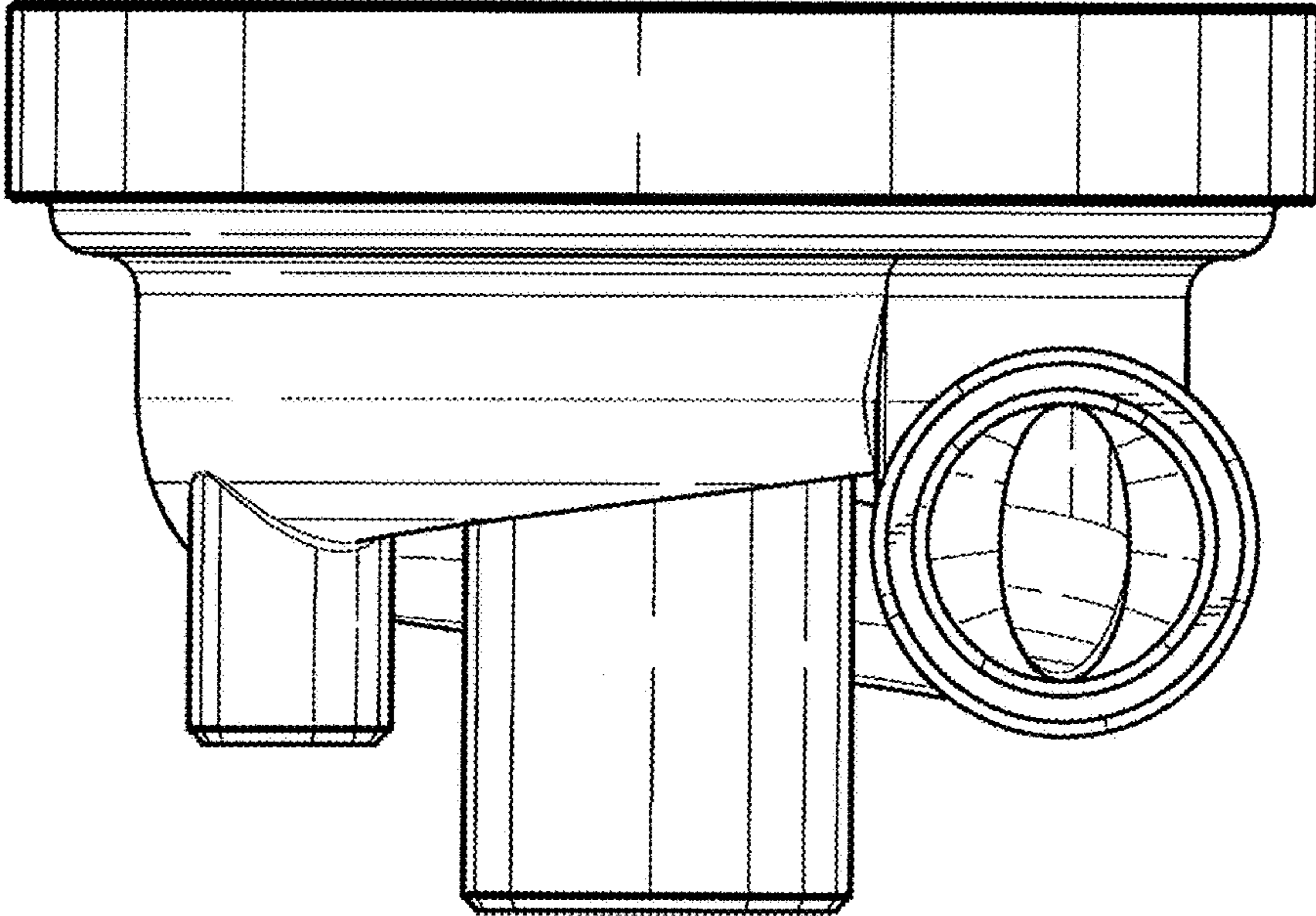




FIG. 3

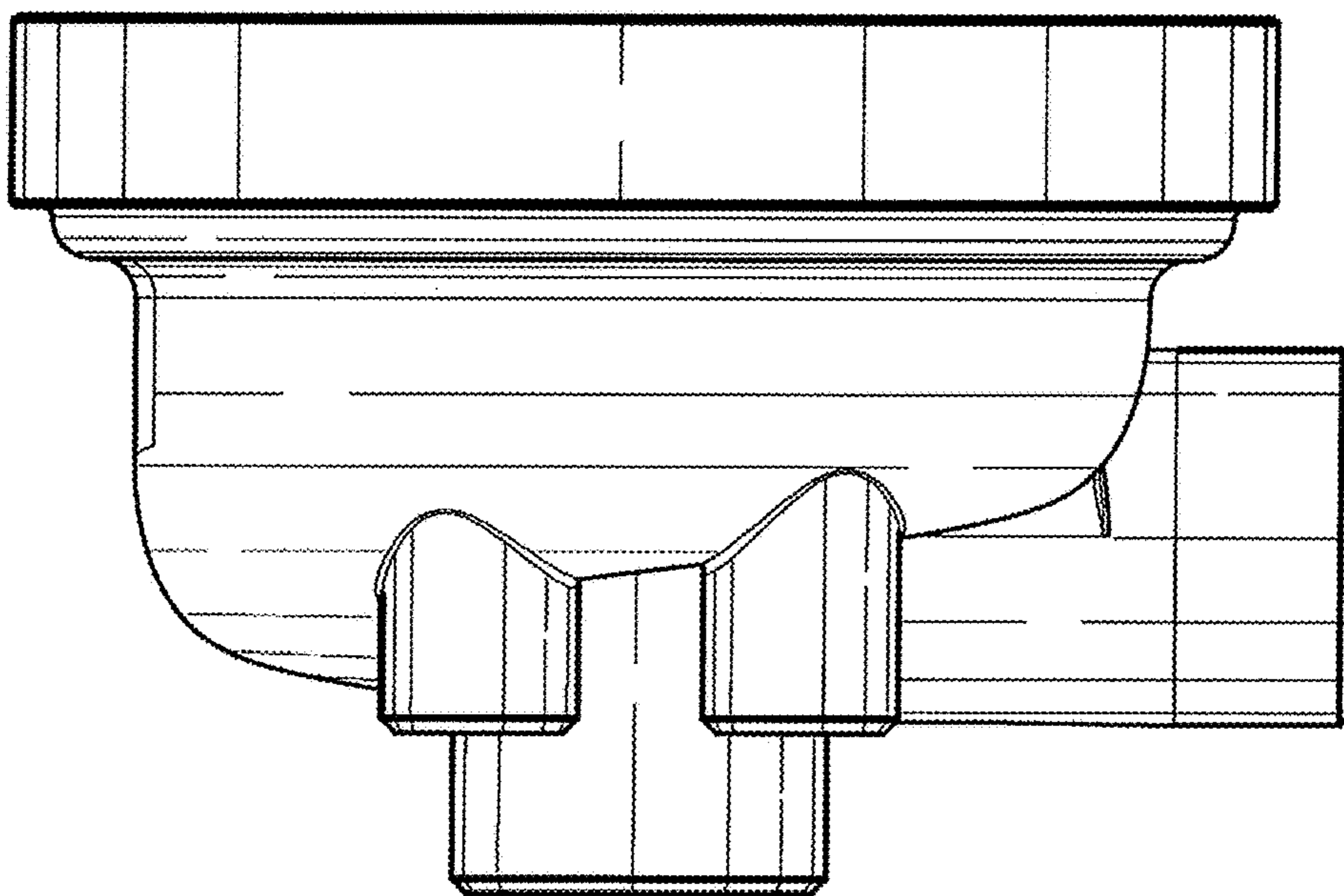


FIG. 4

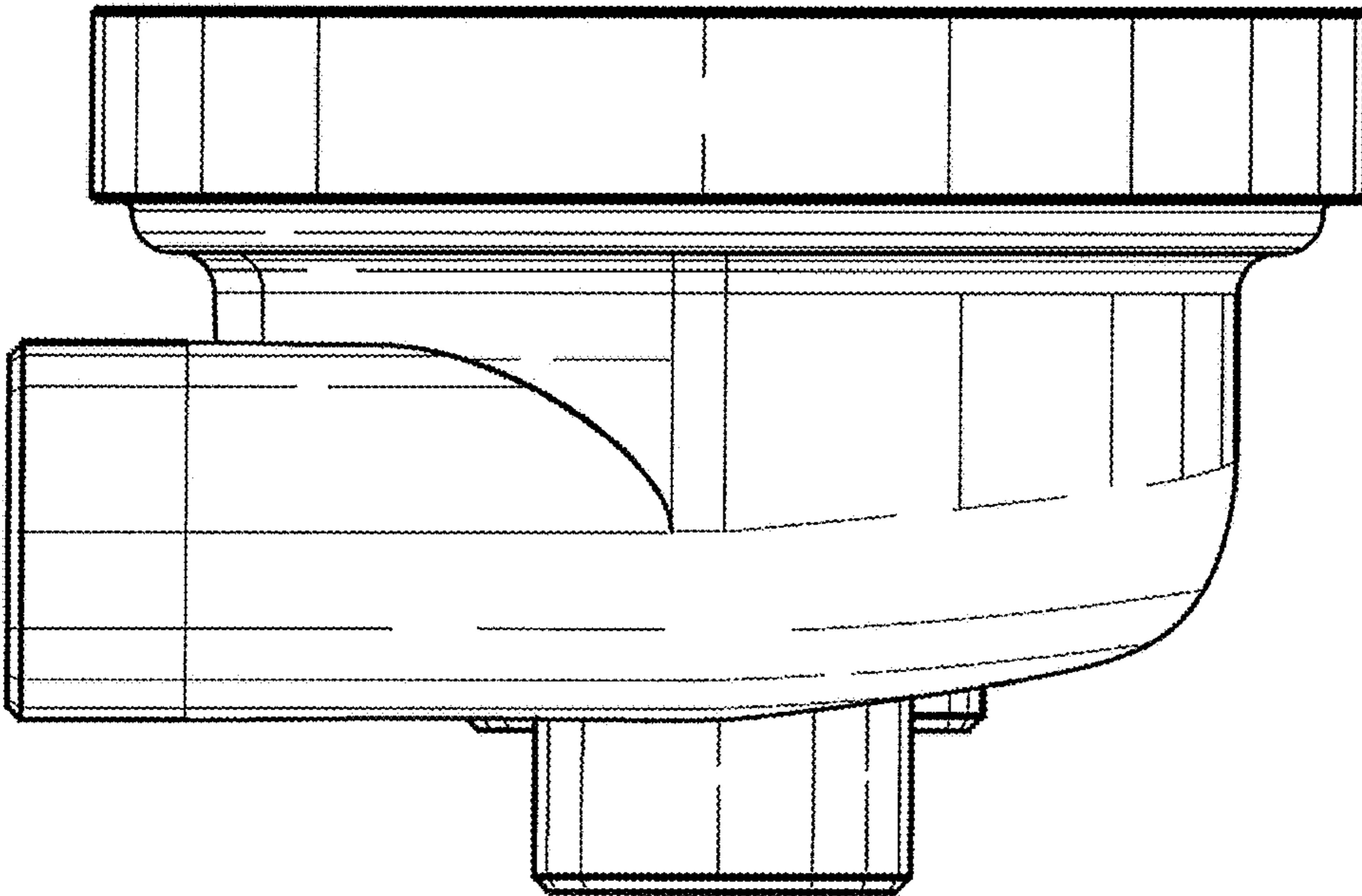


FIG. 5

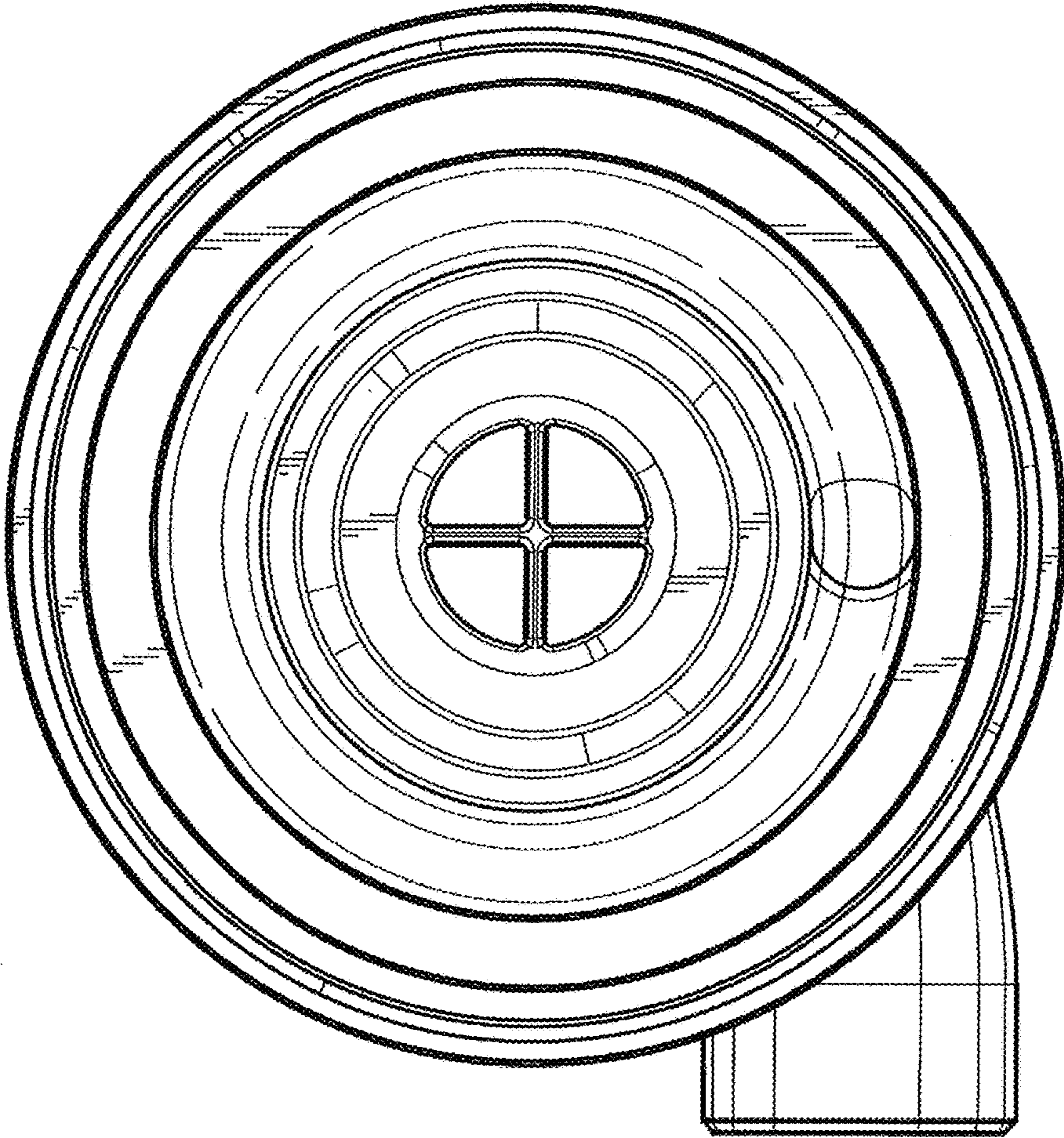


FIG. 6

