



US00D841694S

(12) **United States Design Patent** (10) **Patent No.:** **US D841,694 S**
Tomlinson et al. (45) **Date of Patent:** **** Feb. 26, 2019**

(54) **AIR CLEANER** 4,574,763 A * 3/1986 Hallberg F02B 43/00
123/527
(71) Applicant: **Holley Performance Products Inc.**, 4,681,178 A 7/1987 Brown
Bowling Green, KY (US) D293,796 S * 1/1988 Nagy D15/5
4,802,902 A 2/1989 Bauerle et al.
4,826,411 A 5/1989 Gaeth
(72) Inventors: **Thomas W. Tomlinson**, Bowling D305,149 S * 12/1989 Stahel D15/5
Green, KY (US); **Robert M. Haynes**,
Bowling Green, KY (US) 4,929,260 A 5/1990 Bauerle
4,969,994 A 11/1990 Misgen
(Continued)

(73) Assignee: **Holley Performance Products, Inc.**,
Bowling Green, KY (US)

FOREIGN PATENT DOCUMENTS

(**) Term: **15 Years** AU 2017012296 5/2017
WO 2016070165 5/2016

(21) Appl. No.: **29/583,805**

OTHER PUBLICATIONS

(22) Filed: **Nov. 9, 2016**

Transmittal Letter of Related Cases.

(51) **LOC (11) Cl.** **15-01**

(Continued)

(52) **U.S. Cl.**
USPC **D15/5**

Primary Examiner — T Chase Nelson

Assistant Examiner — Ania Aman

(58) **Field of Classification Search**

(74) *Attorney, Agent, or Firm* — Middleton Reutlinger

USPC D15/1-5

CPC F02M 35/0201; F02M 35/02416; F02M

35/02483; F02M 35/1017; F02M

35/02475; F02M 35/02; F02M 35/00

See application file for complete search history.

(57) **CLAIM**

We claim the ornamental design for an air cleaner, as shown and described.

DESCRIPTION

(56) **References Cited**

U.S. PATENT DOCUMENTS

3,203,158 A * 8/1965 Zadra F02M 35/10013
55/505

D213,403 S * 2/1969 Kraus D15/5

3,577,486 A * 5/1971 Sebok B01D 46/2411
264/308

4,162,660 A * 7/1979 Albertson B01D 46/0086
116/268

4,240,384 A 12/1980 Urbinati et al.

4,375,798 A * 3/1983 Garretson F02M 35/04
123/525

4,492,207 A * 1/1985 Hallberg F02B 43/00
123/527

FIG. 1 is a front perspective view of an air cleaner showing our new design.

FIG. 2 is a front elevational view thereof;

FIG. 3 is a back elevational view thereof;

FIG. 4 is a left side elevational view thereof;

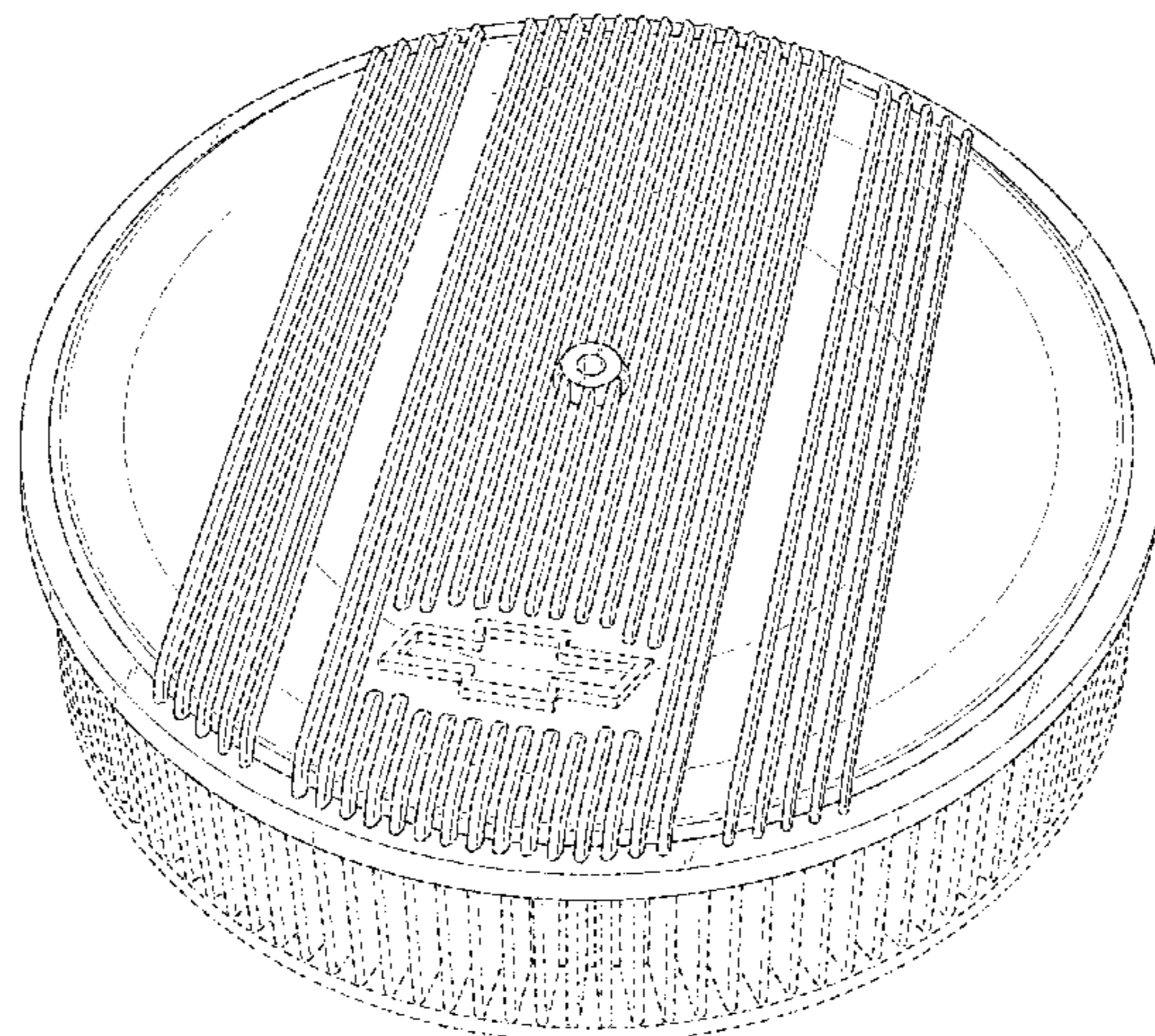
FIG. 5 is a right side elevational view thereof;

FIG. 6 is a top plan view thereof; and,

FIG. 7 is a bottom plan view thereof.

The broken lines in the drawings illustrate environmental structure on the article and form no part of the claimed design.

1 Claim, 5 Drawing Sheets



(56)

References Cited

U.S. PATENT DOCUMENTS

5,368,621 A * 11/1994 Pool B01D 46/001
123/198 E

5,762,036 A 6/1998 Verkleeren

D401,942 S * 12/1998 Shelton D15/5

5,950,587 A 9/1999 Sattler et al.

6,092,498 A 7/2000 Lohr et al.

6,554,140 B2 4/2003 Steger, Jr.

6,884,274 B2 * 4/2005 Niakan B01D 39/083
123/198 E

D574,852 S 8/2008 Grant

7,645,329 B2 1/2010 Niakan

7,658,183 B1 * 2/2010 Johnson F02B 29/0443
123/540

D654,094 S 2/2012 Dralle

D749,134 S 2/2016 Niakan et al.

9,440,175 B2 9/2016 Niakan et al.

D777,211 S * 1/2017 Wall D15/5

D799,657 S * 10/2017 Sullivan D15/5

2003/0010957 A1 6/2003 Benson et al.

2006/0260469 A1 11/2006 Miyagishima

2008/0210189 A1 9/2008 Boyes et al.

2010/0031913 A1 2/2010 Rolland et al.

2010/0037570 A1 2/2010 Osendorf

2012/0204846 A1 * 8/2012 Schultz F02M 25/06
123/573

2013/0305672 A1 11/2013 Adkins

2014/0116015 A1 5/2014 Niakan et al.

2015/0204282 A1 * 7/2015 Merritt B01D 46/0023
55/482

2016/0354716 A1 * 12/2016 Seo B01D 46/2411

2017/0122270 A1 * 5/2017 Williams B01D 46/0004

2017/0260936 A1 * 9/2017 Williams F02M 35/0245

2017/0304763 A1 * 10/2017 Nelson B01D 46/543

OTHER PUBLICATIONS

Australian Patent Application No. 2015338922 entitled "Air Intake Manifold" entered national stage May 4, 2017.

Design U.S. Appl. No. 29/597,917 entitled "Adapter" filed Mar. 21, 2017.

Design U.S. Appl. No. 29/599,276 entitled "Air Intake Housing" filed Mar. 31, 2017.

U.S. Appl. No. 15/293,410 entitled "Mating Interface Between Air Intake Housing and Air Filter" filed Oct. 14, 2016.

U.S. Appl. No. 15/522,682 entitled "Air Intake Manifold" filed Apr. 27, 2017.

U.S. Patent and Trademark Office, International Search Report and Written Opinion for PCT/US2015/058530 dated Dec. 22, 2015.

* cited by examiner

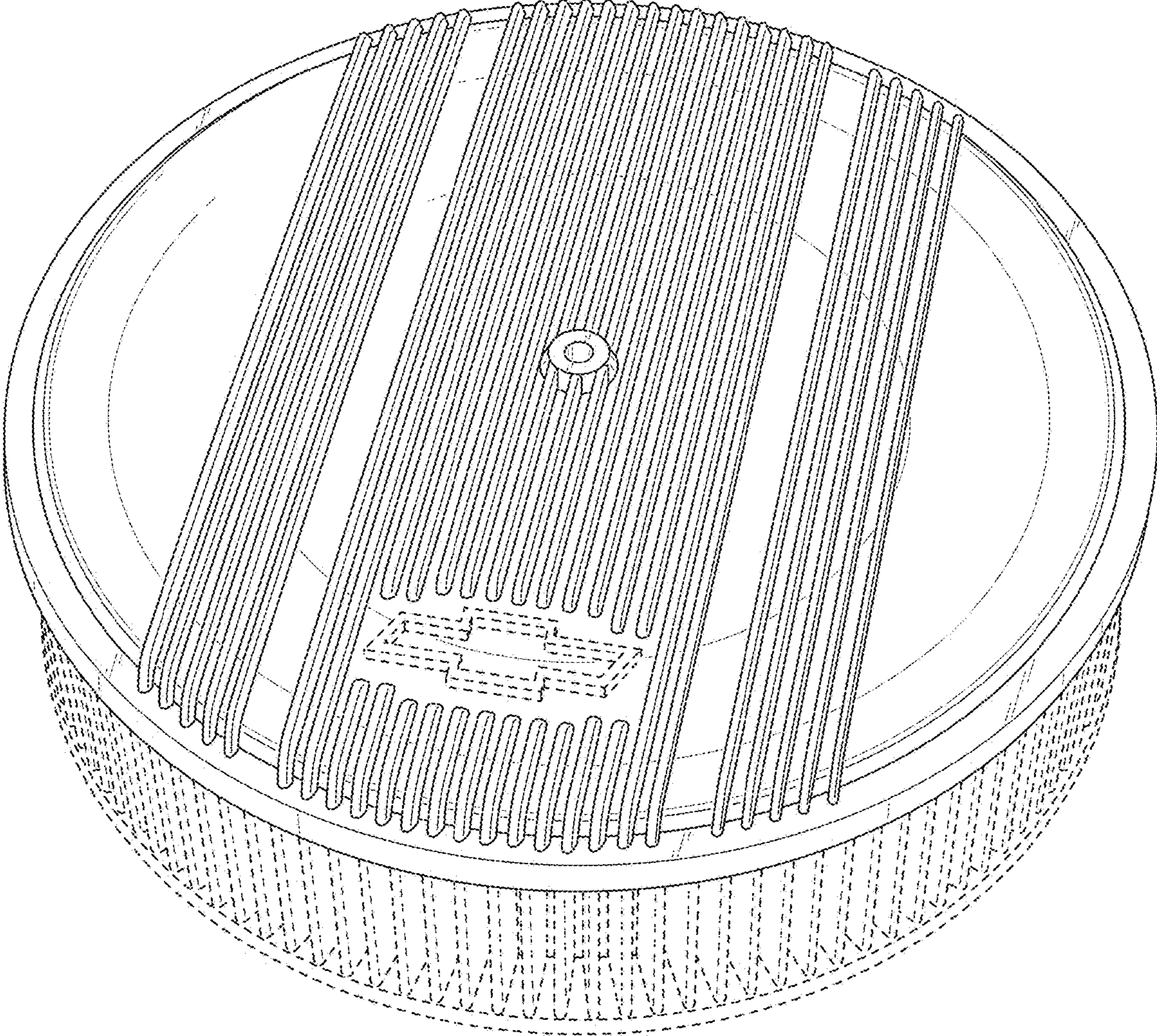


FIG. 1

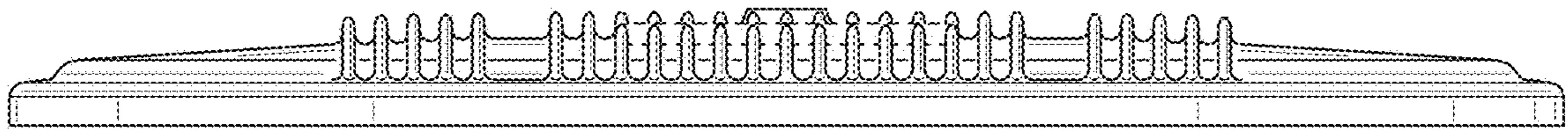


FIG. 2

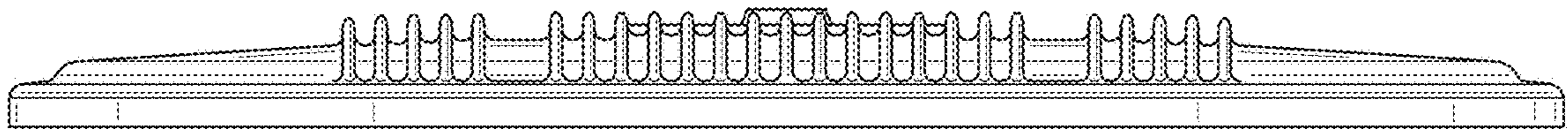


FIG. 3

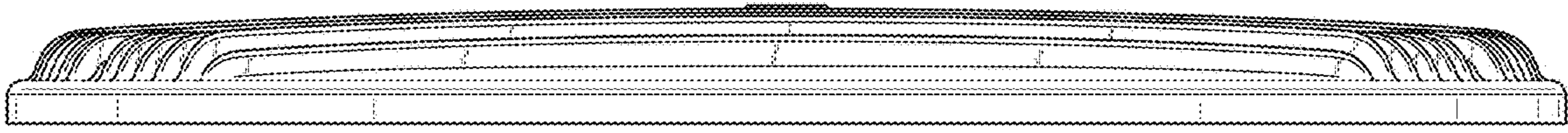


FIG. 4

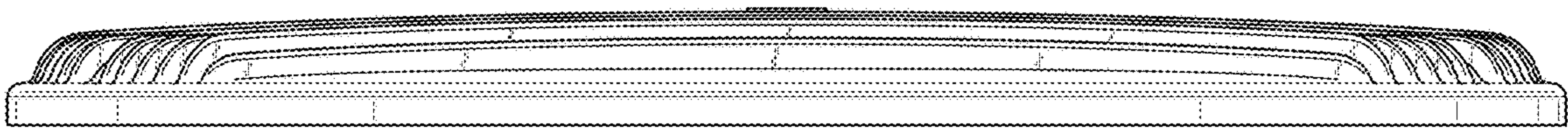


FIG. 5

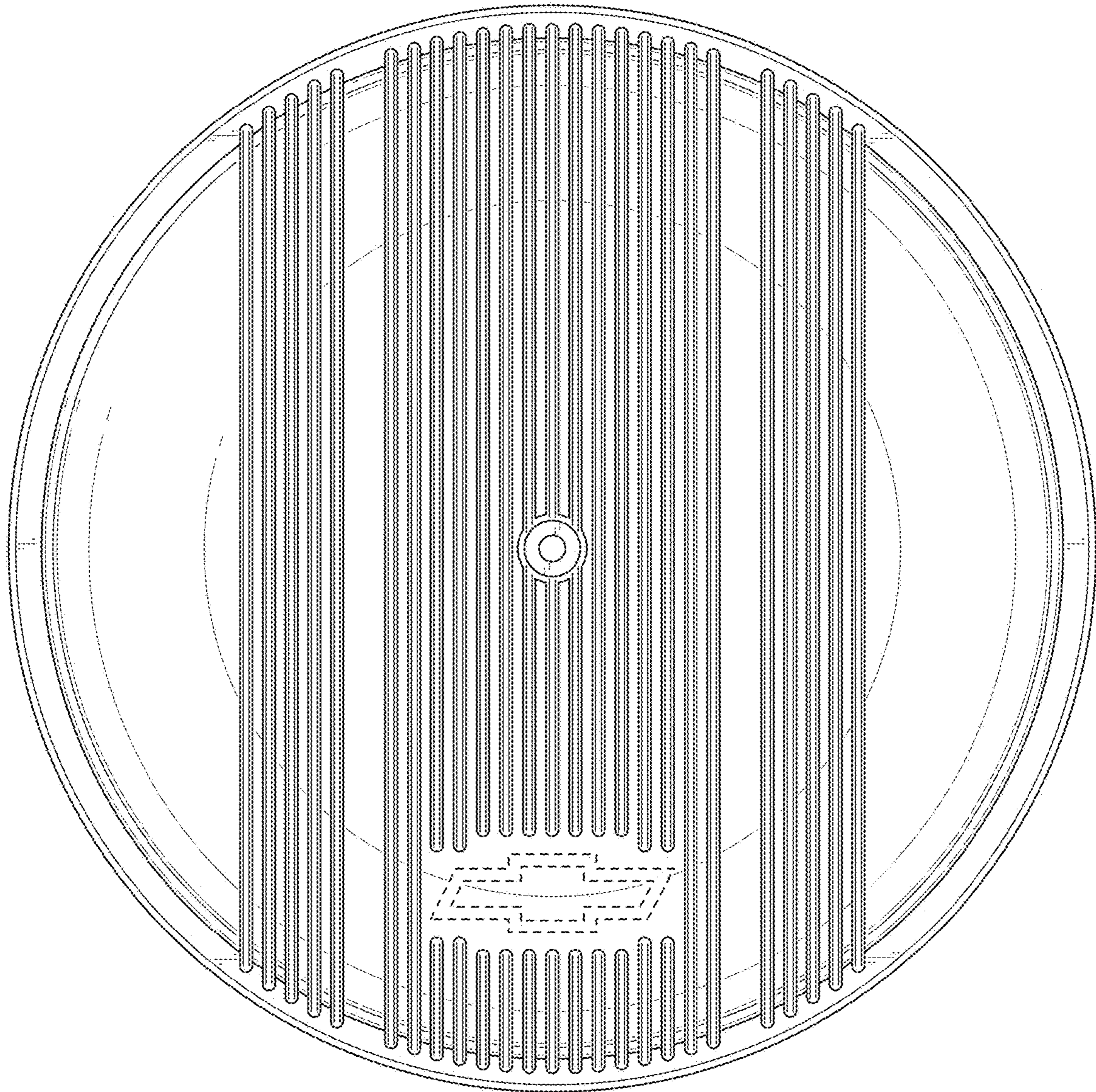


FIG. 6

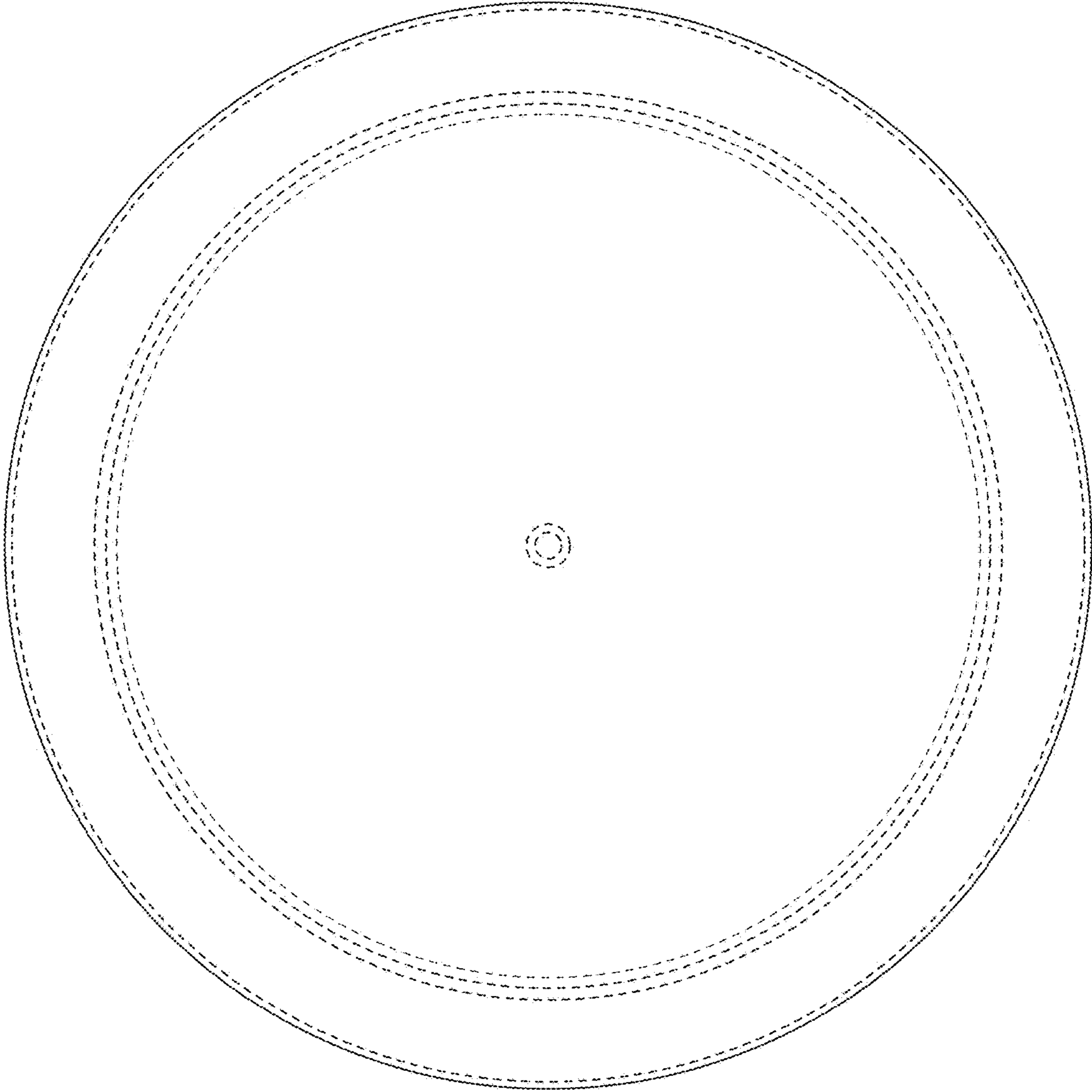


FIG. 7