



US00D841655S

(12) **United States Design Patent** (10) **Patent No.:** **US D841,655 S**  
**Xie** (45) **Date of Patent:** **\*\* Feb. 26, 2019**

(54) **PROTECT CASE FOR IPAD**  
(71) Applicant: **Xinghu Xie**, Shenzhen (CN)  
(72) Inventor: **Xinghu Xie**, Shenzhen (CN)  
(\*\*) Term: **15 Years**  
(21) Appl. No.: **29/640,328**  
(22) Filed: **Mar. 14, 2018**  
(51) **LOC (11) Cl.** ..... **14-02**  
(52) **U.S. Cl.**  
USPC ..... **D14/440**  
(58) **Field of Classification Search**  
USPC ..... D14/440; 206/45.23, 320, 45.2;  
361/679.55; 294/25; 224/218  
CPC ... G06F 1/1628; G06F 1/1626; A47B 23/044;  
H04B 1/3888; H05K 5/0217  
See application file for complete search history.

(56) **References Cited**

**U.S. PATENT DOCUMENTS**

D675,210 S \* 1/2013 Kim ..... D14/439  
D690,703 S \* 10/2013 Welch ..... D14/440  
D708,621 S \* 7/2014 Gifford ..... D14/447  
D766,247 S \* 9/2016 Burmester ..... D14/440  
D776,122 S \* 1/2017 Akana ..... D14/440  
D776,123 S \* 1/2017 Akana ..... D14/440  
D786,881 S \* 5/2017 Stewart ..... D14/440  
D794,036 S \* 8/2017 Hennings ..... D14/250  
D795,264 S \* 8/2017 Wright ..... D14/439

D795,880 S \* 8/2017 Akana ..... D14/440  
D800,133 S \* 10/2017 Wright ..... D14/440  
D804,486 S \* 12/2017 Nyholm ..... D14/440  
D806,713 S \* 1/2018 Wright ..... D14/440  
D819,644 S \* 6/2018 Wright ..... D14/440  
D830,368 S \* 10/2018 Zhang ..... D14/440  
D831,030 S \* 10/2018 Gao ..... D14/440  
D831,659 S \* 10/2018 Gao ..... D14/440  
2012/0170212 A1 \* 7/2012 Gallouzi ..... F16M 11/041  
361/679.56  
2013/0222139 A1 \* 8/2013 Gouge ..... A61B 5/01  
340/573.1

\* cited by examiner

*Primary Examiner* — Cynthia R Underwood


(57) **CLAIM**

The ornamental design for a protect case for IPAD, as shown.

**DESCRIPTION**

FIG. 1 is a front elevational view of a protect case for IPAD showing my new design;  
FIG. 2 is a rear elevational view thereof;  
FIG. 3 is a left side view thereof;  
FIG. 4 is a right side view thereof;  
FIG. 5 is a bottom plan view thereof;  
FIG. 6 is a top plan view thereof;  
FIG. 7 is a perspective view thereof;  
FIG. 8 is a second perspective view thereof;  
FIG. 9 is a third perspective view thereof; and,  
FIG. 10 is a fourth perspective view thereof.

**1 Claim, 10 Drawing Sheets**



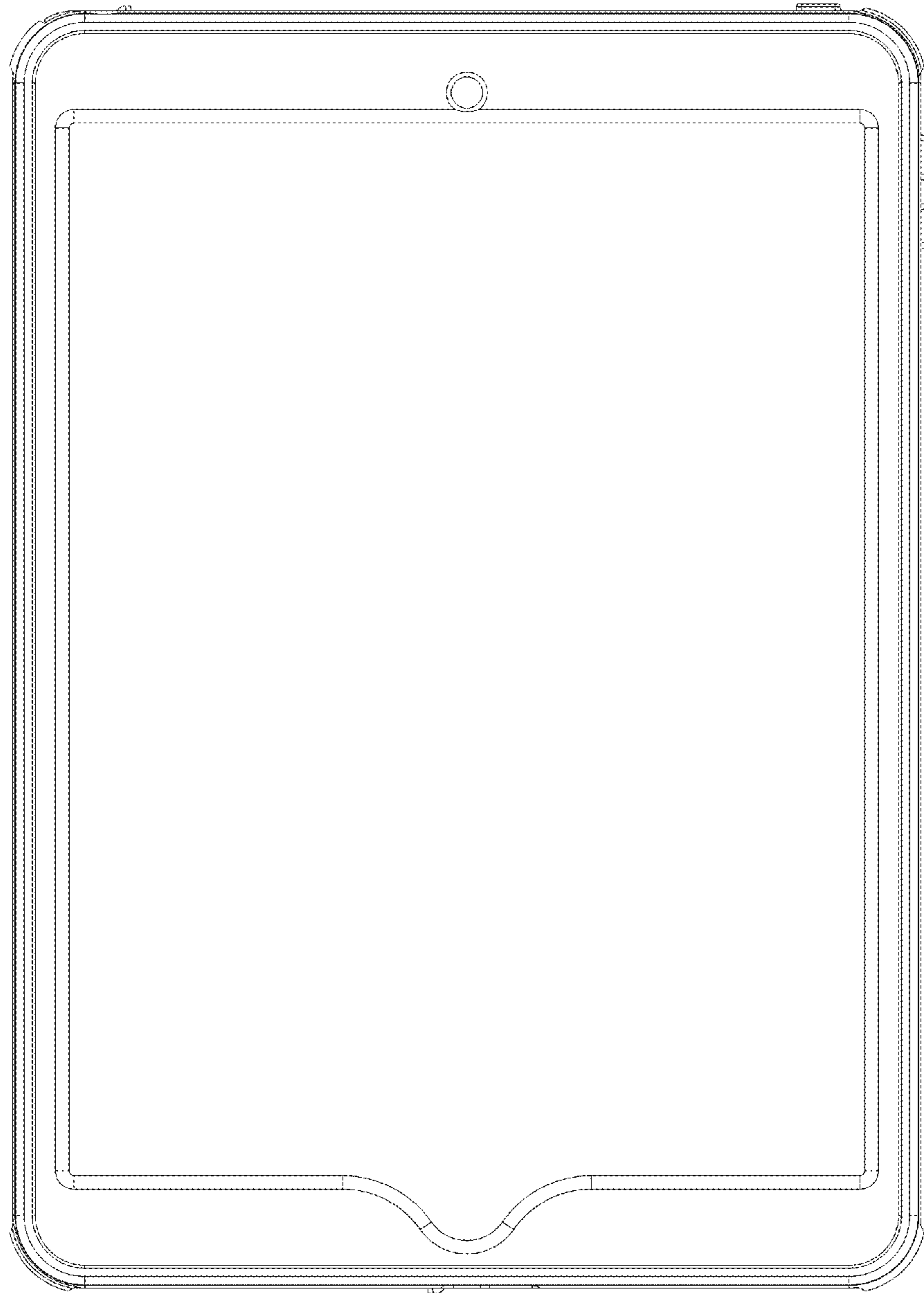


FIG. 1




FIG. 2



FIG. 3




FIG. 4

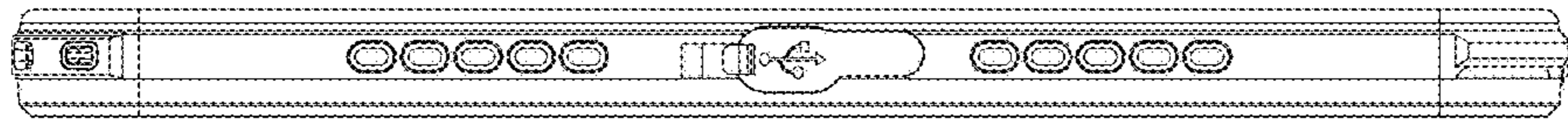


FIG. 5

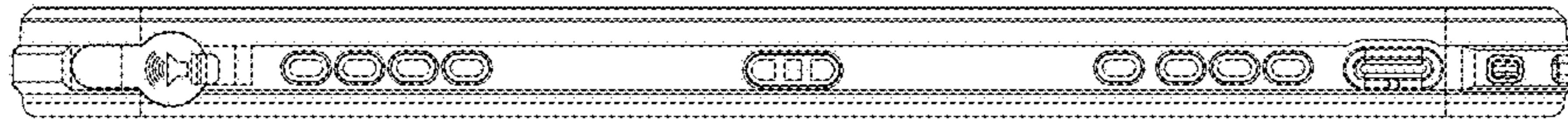


FIG. 6



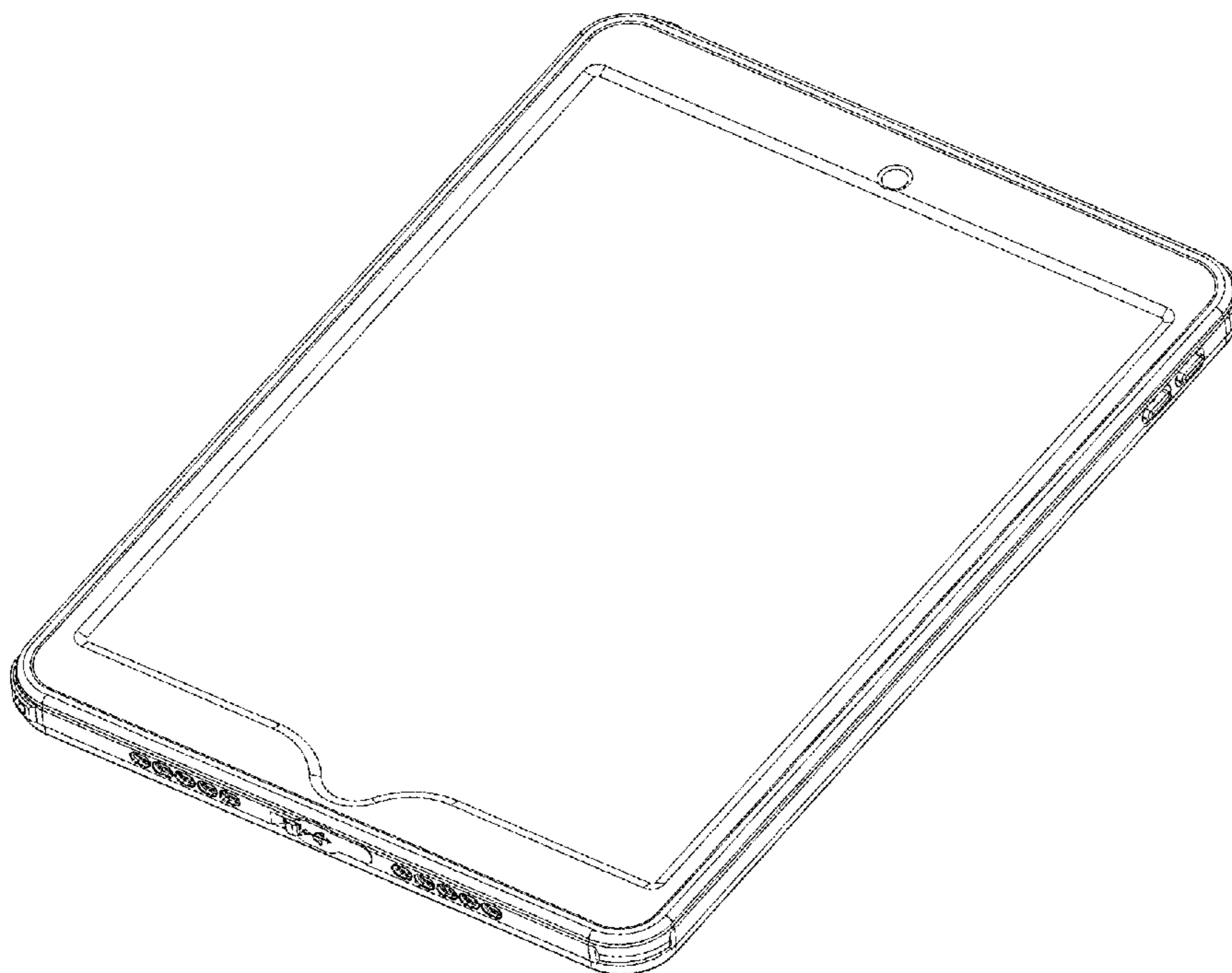


FIG. 7



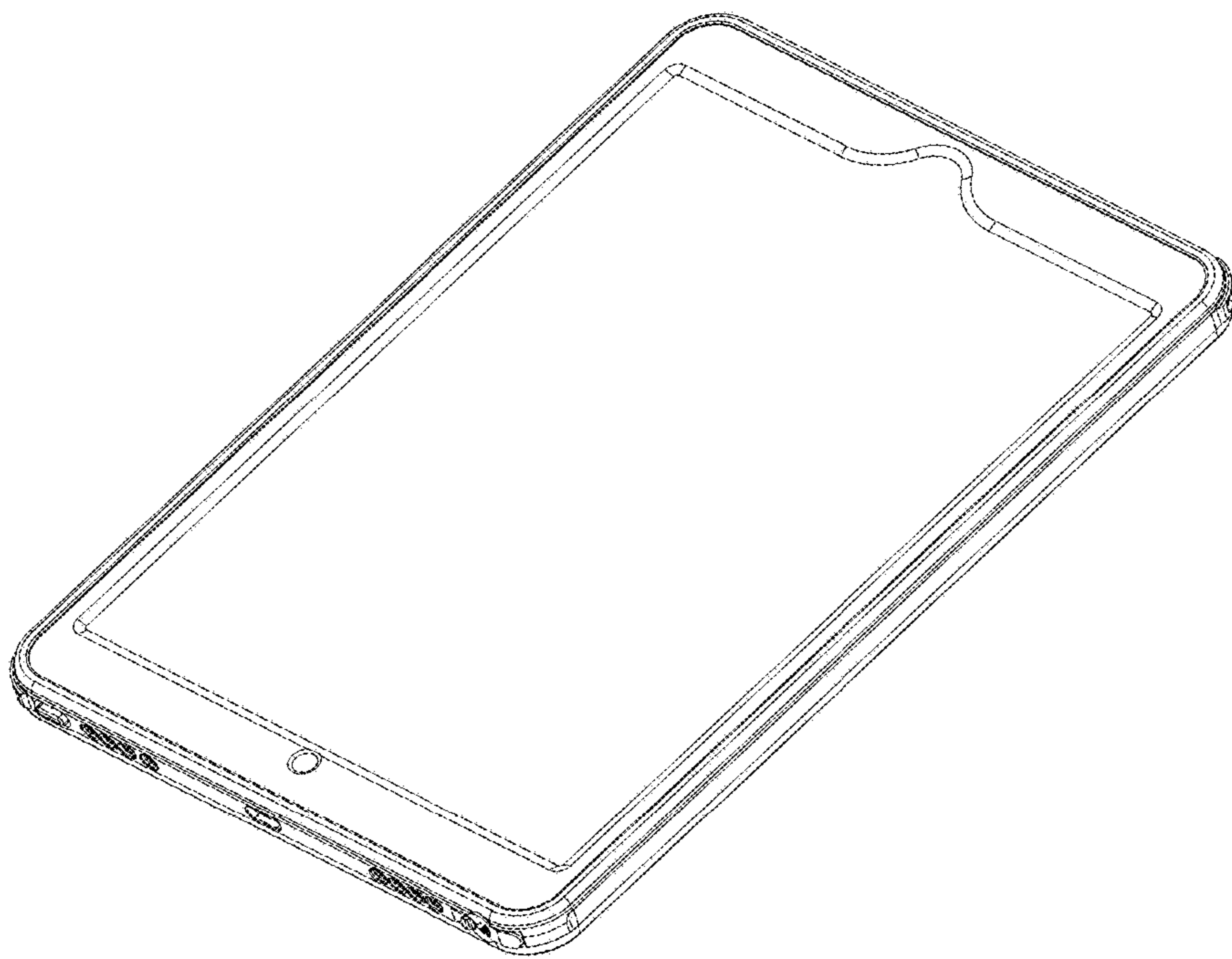


FIG. 8

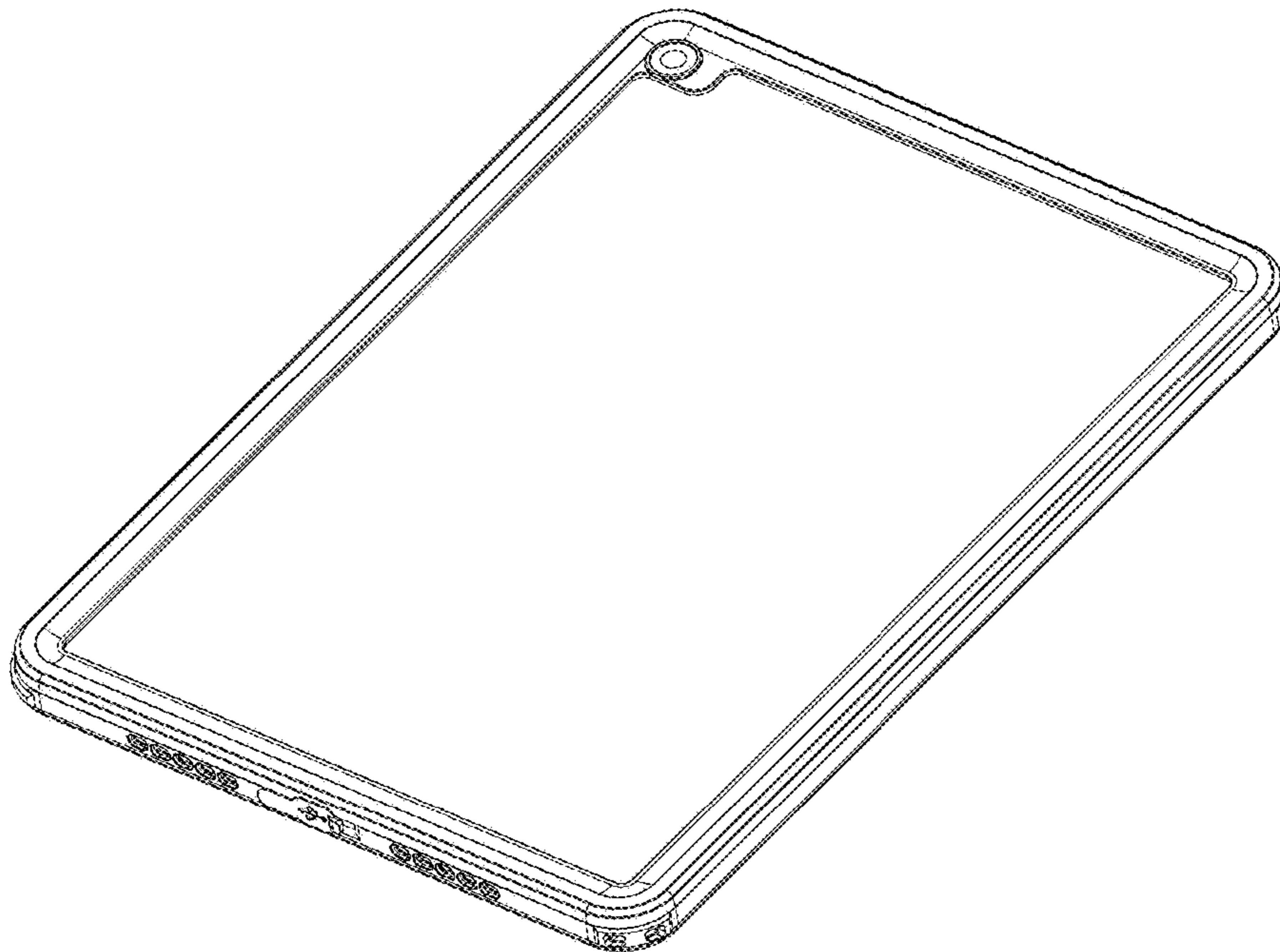


FIG. 9

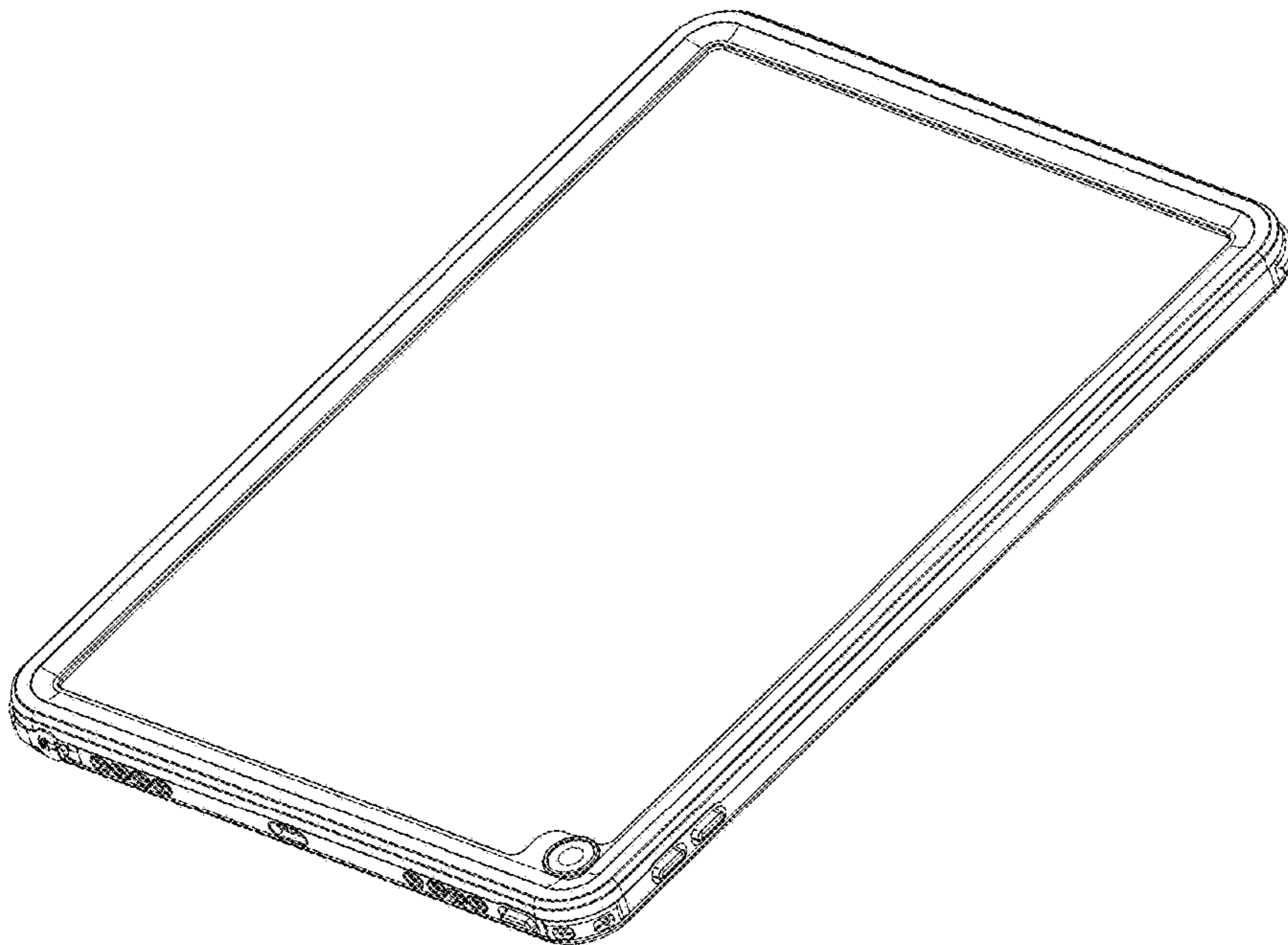


FIG. 10