



US00D841640S

(12) **United States Design Patent** (10) **Patent No.:** **US D841,640 S**
Huang (45) **Date of Patent:** **** Feb. 26, 2019**

(54) **MOBILE PHONE PROTECTIVE SHELL**

(56) **References Cited**

(71) Applicant: **SHENZHEN YASHENGWEIGE TECHNOLOGY CO., LTD**, Shenzhen, Guangdong (CN)

U.S. PATENT DOCUMENTS

D737,263 S *	8/2015	Armstrong	D14/250
D765,632 S *	9/2016	Northrup	D14/250
D794,626 S *	8/2017	Armstrong	D14/250
D798,287 S *	9/2017	Wright	D14/250
D805,507 S *	12/2017	Jakobuco	D14/250
D816,654 S *	5/2018	Chen	D14/250

(72) Inventor: **Xiang Huang**, Guangxi (CN)

* cited by examiner

(73) Assignee: **SHENZHEN YASHENGWEIGE TECHNOLOGY CO., LTD**, Shenzhen, Guangdong Province (CN)

Primary Examiner — Karen E Kearney

(**) Term: **15 Years**

Assistant Examiner — Aula Soroush

(21) Appl. No.: **29/619,184**

(74) *Attorney, Agent, or Firm* — Li & Cai Intellectual Property (USA) Office

(22) Filed: **Sep. 27, 2017**

(57) **CLAIM**

(51) **LOC (11) Cl.** **14-03**

The ornamental design for a mobile phone protective shell, as shown and described.

(52) **U.S. Cl.**

DESCRIPTION

USPC **D14/250**

(58) **Field of Classification Search**

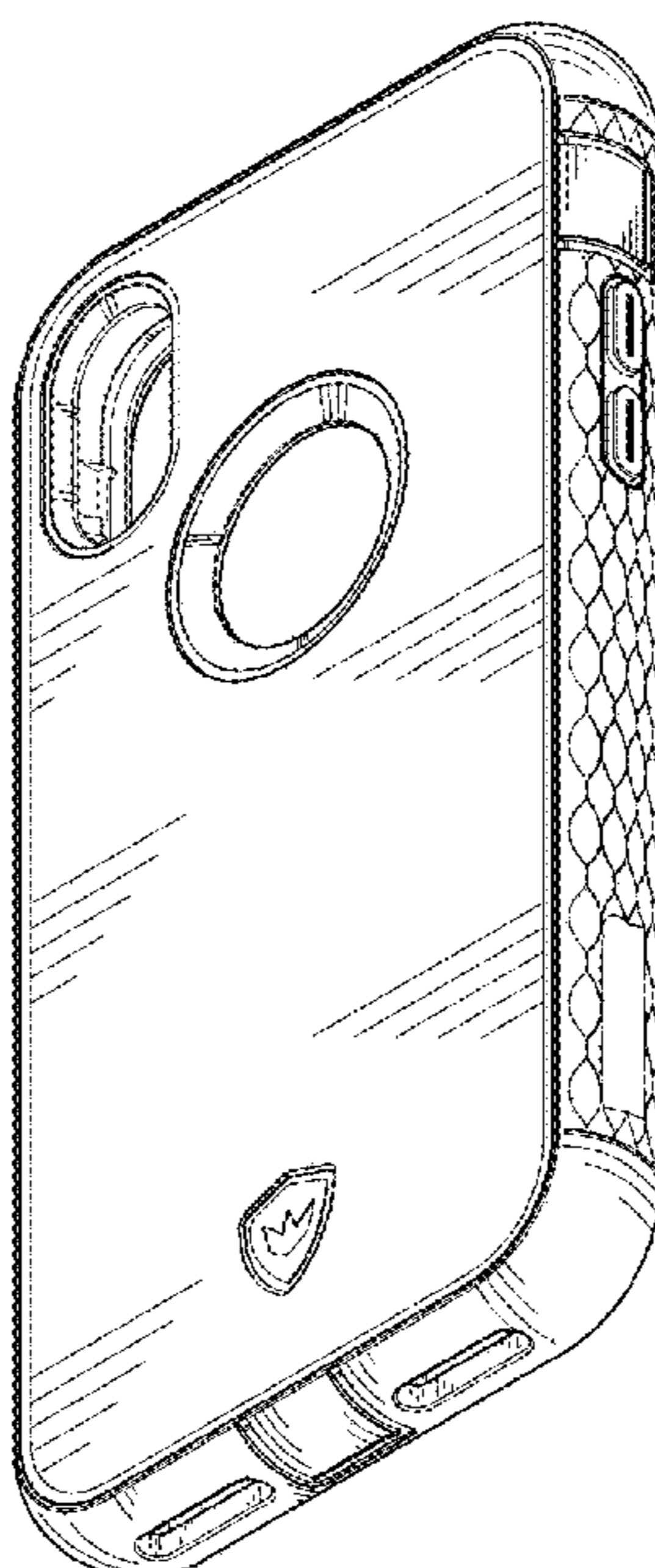
USPC D14/143, 189, 203.2–203.7, 217, 238.1, D14/240, 248, 250–253, 440, 447, 496; D3/201, 218, 247–251, 269, 273, 301, D3/303; D13/103, 107–108, 119; D5/32–39

FIG. 1 is a front perspective view of a mobile phone protective shell showing my new design; FIG. 2 is a front view thereof; FIG. 3 is a rear view thereof; FIG. 4 is a left side view thereof; FIG. 5 is a right side view thereof; FIG. 6 is a top view thereof; FIG. 7 is a bottom view thereof; and, FIG. 8 is a rear perspective view thereof.

CPC A45C 1/06; A45C 11/00; A45C 13/02; A45C 2011/002; A45F 2005/026; A45F 2200/0525; A45F 2200/0516; H04B 1/3888; H04M 1/0283; H04M 1/0202

See application file for complete search history.

1 Claim, 6 Drawing Sheets



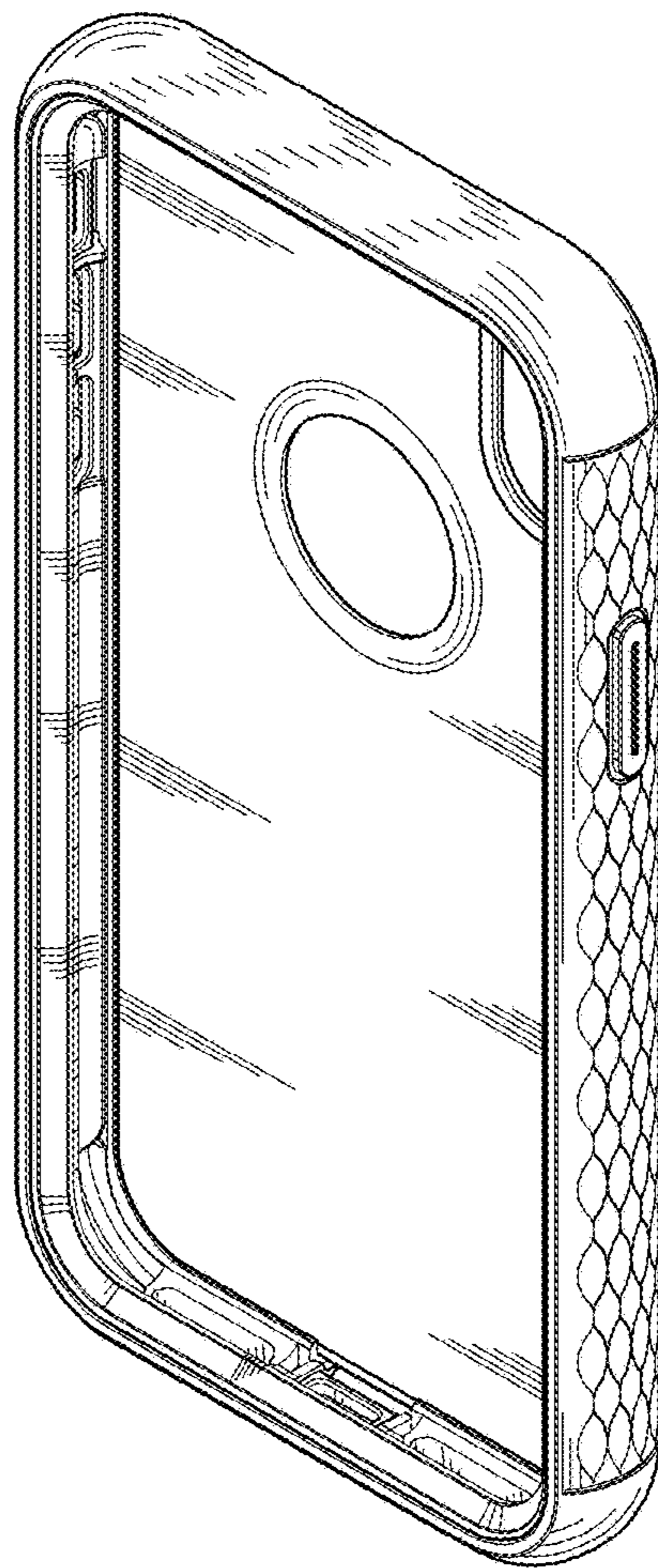


FIG. 1




FIG. 2




FIG. 3

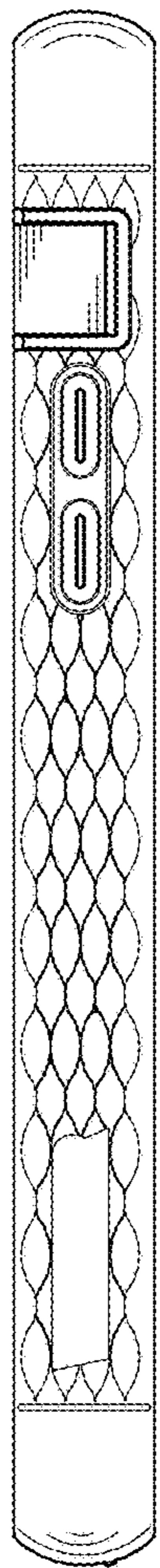


FIG. 4

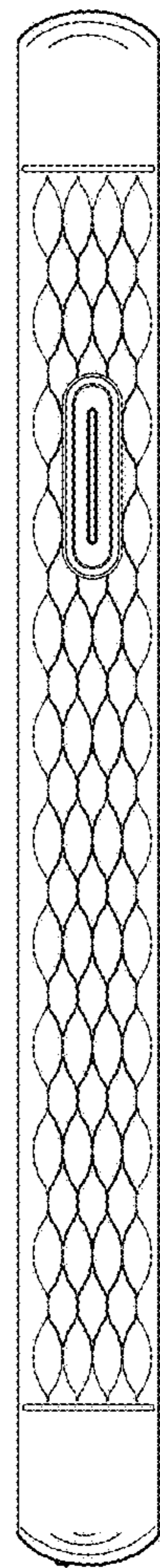


FIG. 5

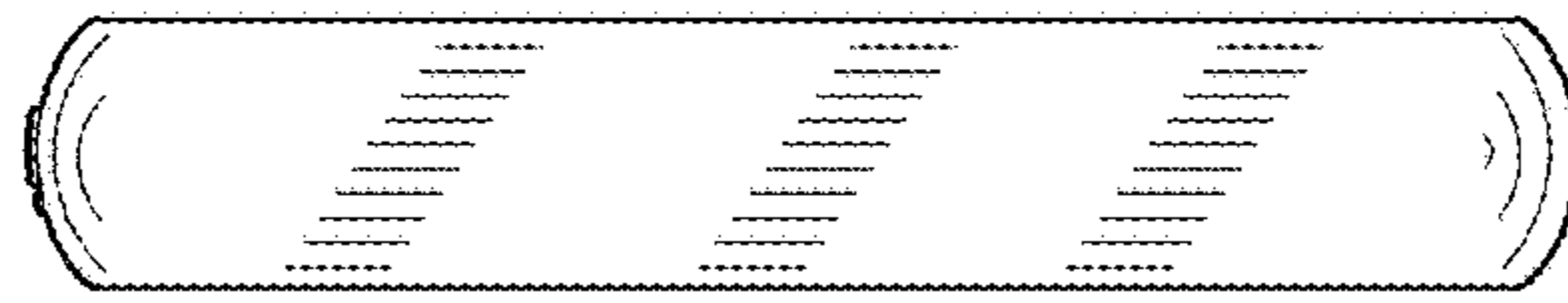


FIG. 6

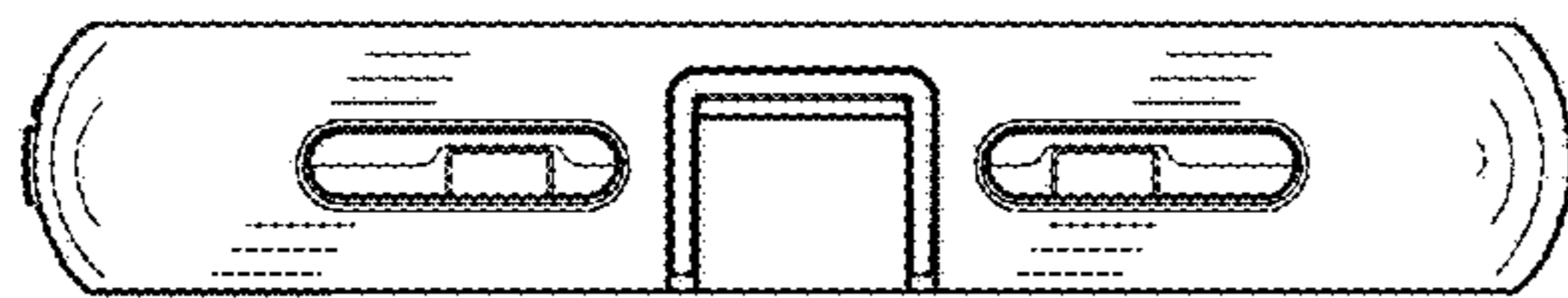


FIG. 7

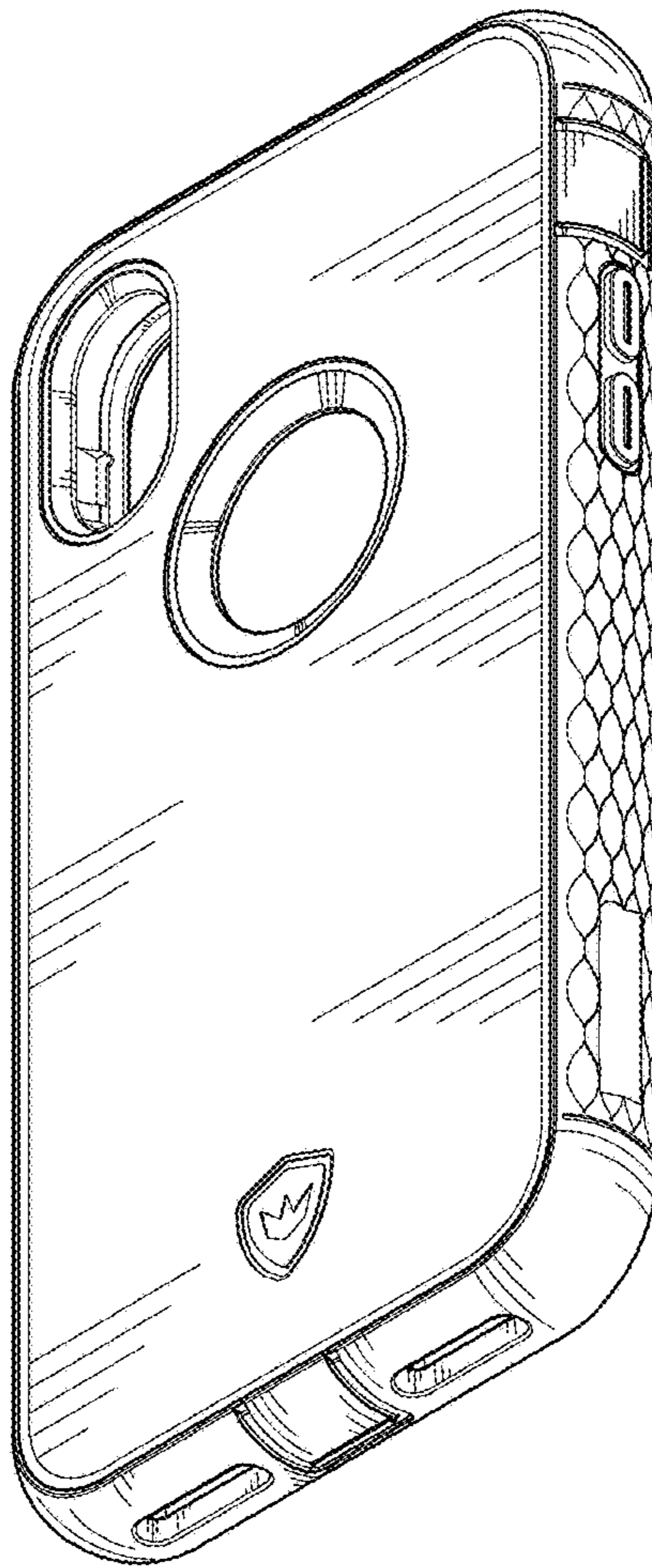


FIG. 8