



US00D841603S

(12) **United States Design Patent** (10) **Patent No.:** **US D841,603 S**  
**Nelson** (45) **Date of Patent:** **\*\* Feb. 26, 2019**

(54) **REMOTE CONTROLLER**  
(71) Applicant: **Home Depot Product Authority, LLC,**  
Atlanta, GA (US)  
(72) Inventor: **Michael Nelson,** Peachtree City, GA  
(US)  
(73) Assignee: **Home Depot Product Authority, LLC,**  
Atlanta, GA (US)  
(\*\*) Term: **15 Years**  
(21) Appl. No.: **29/621,664**  
(22) Filed: **Oct. 10, 2017**

D408,389 S 4/1999 Newton et al.  
D415,735 S 10/1999 Zuega  
6,015,274 A 1/2000 Bias et al.  
6,120,262 A 9/2000 McDonough et al.  
6,198,483 B1 3/2001 Launais  
D478,052 S 8/2003 Thomas, Jr.  
6,771,182 B1 8/2004 Loh et al.  
7,075,513 B2 7/2006 Silfverberg et al.  
D529,488 S 10/2006 Uchida  
D563,907 S 3/2008 Baderello  
D587,215 S 2/2009 Ohlert et al.  
D592,223 S 5/2009 Neuhaus  
D606,553 S 12/2009 Kocmick  
D623,656 S 9/2010 Fitzmaurice et al.  
D632,263 S 2/2011 Lin  
D664,933 S 8/2012 Clymer et al.  
8,253,272 B2 8/2012 Schulzman

(Continued)

**Related U.S. Application Data**

(62) Division of application No. 29/503,579, filed on Sep. 26, 2014, now Pat. No. Des. 799,436.  
(51) **LOC (11) Cl.** ..... **13-03**  
(52) **U.S. Cl.**  
USPC ..... **D13/168**  
(58) **Field of Classification Search**  
USPC ..... D13/168, 174; D14/488, 489, 491, 218  
CPC .... F04D 25/088; F04D 27/004; F04D 27/008;  
G05B 19/108; H04B 1/202; H05B  
37/0263; H05B 37/0272; G06F 3/0481;  
G06F 3/0484; G06F 3/04888  
See application file for complete search history.

**References Cited**

**U.S. PATENT DOCUMENTS**

5,189,412 A 2/1993 Mehta et al.  
5,323,321 A 6/1994 Smith, Jr.  
D352,930 S 11/1994 Tsuji  
5,410,326 A 4/1995 Goldstein  
5,541,584 A 7/1996 Mehta et al.  
D391,229 S 2/1998 Thomas  
D391,230 S 2/1998 Thomas

**OTHER PUBLICATIONS**

Image C1 published by inventor on pinterest.com prior to Sep. 26, 2014.

(Continued)

*Primary Examiner* — Selina Sikder

(74) *Attorney, Agent, or Firm* — Greenberg Traurig, LLP

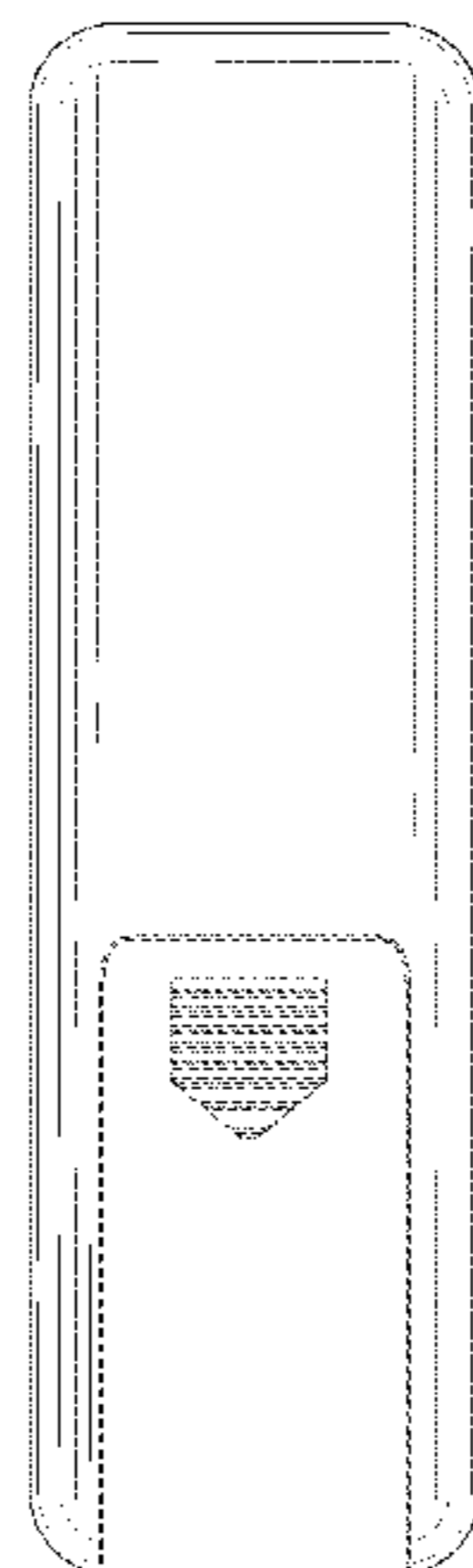
(57) **CLAIM**

The ornamental design for a remote controller, as shown and described.

**DESCRIPTION**

FIG. 1 is a perspective view of my remote controller;  
FIG. 2 is another perspective view thereof;  
FIG. 3 is a front view thereof;  
FIG. 4 is a back view thereof; and,  
FIG. 5 is a top view thereof.  
Features of the remote controller shown in broken lines are for illustrative purposes only and form no part of the claimed design.

**1 Claim, 4 Drawing Sheets**



(56)

**References Cited**

U.S. PATENT DOCUMENTS

D670,659	S	11/2012	Ishikawa	
D682,877	S	5/2013	Hartley et al.	
D683,754	S	6/2013	Phelan	
D706,822	S	6/2014	Wang	
D708,638	S	7/2014	Manzari et al.	
D724,547	S	3/2015	Baldwin et al.	
D738,913	S	9/2015	Cabrera-Cordon et al.	
9,150,147	B2	10/2015	Brush et al.	
9,176,701	B2	11/2015	Becze	
D746,334	S	12/2015	Boot et al.	
D759,717	S	6/2016	Lee et al.	
D799,436	S *	10/2017	Nelson	..... D13/174
D823,282	S *	7/2018	Kim	..... D14/218
2005/0267676	A1	12/2005	Nezu et al.	
2010/0262929	A1	10/2010	Avery	

OTHER PUBLICATIONS

Image C2 published by inventor on pinterest.com prior to Sep. 26, 2014.  
 Image C3 published by inventor on pinterest.com prior to Sep. 26, 2014.  
 Image C4 published by inventor on pinterest.com prior to Sep. 26, 2014.  
 Image C5 published by inventor on pinterest.com prior to Sep. 26, 2014.  
 Image C6 published by inventor on pinterest.com prior to Sep. 26, 2014.  
 Image C7 published by inventor on pinterest.com prior to Sep. 26, 2014.  
 Image C8 published by inventor on pinterest.com prior to Sep. 26, 2014.  
 Image C9 published by inventor on pinterest.com prior to Sep. 26, 2014.  
 Image C10 published by inventor on pinterest.com prior to Sep. 26, 2014.  
 Image C11 published by inventor on pinterest.com prior to Sep. 26, 2014.  
 Image C12 published by inventor on pinterest.com prior to Sep. 26, 2014.  
 Image C13 published by inventor on pinterest.com prior to Sep. 26, 2014.  
 Image C14 published by inventor on pinterest.com prior to Sep. 26, 2014.  
 Image C15 published by inventor on pinterest.com prior to Sep. 26, 2014.  
 Image C16 published by inventor on pinterest.com prior to Sep. 26, 2014.

Image C17 published by inventor on pinterest.com prior to Sep. 26, 2014.  
 Image C18 published by inventor on pinterest.com prior to Sep. 26, 2014.  
 Image C19 published by inventor on pinterest.com prior to Sep. 26, 2014.  
 Image C20 published by inventor on pinterest.com prior to Sep. 26, 2014.  
 Image C21 published by inventor on pinterest.com prior to Sep. 26, 2014.  
 Image C22 published by inventor on pinterest.com prior to Sep. 26, 2014.  
 Image C23 published by inventor on pinterest.com prior to Sep. 26, 2014.  
 Image C24 published by inventor on pinterest.com prior to Sep. 26, 2014.  
 Image C25 published by inventor on pinterest.com prior to Sep. 26, 2014.  
 Image C26 published by inventor on pinterest.com prior to Sep. 26, 2014.  
 Image C27 published by inventor on pinterest.com prior to Sep. 26, 2014.  
 Image C28 published by inventor on pinterest.com prior to Sep. 26, 2014.  
 Image C29 published by inventor on pinterest.com prior to Sep. 26, 2014.  
 Image C30 published by inventor on pinterest.com prior to Sep. 26, 2014.  
 Image C31 published by inventor on pinterest.com prior to Sep. 26, 2014.  
 Image C32 published by inventor on pinterest.com prior to Sep. 26, 2014.  
 Image C33 published by inventor on pinterest.com prior to Sep. 26, 2014.  
 Image C34 published by inventor on pinterest.com prior to Sep. 26, 2014.  
 Image C35 published by inventor on pinterest.com prior to Sep. 26, 2014.  
 Image C36 published by inventor on pinterest.com prior to Sep. 26, 2014.  
 Image C37 published by inventor on pinterest.com prior to Sep. 26, 2014.  
 Image C38 published by inventor on pinterest.com prior to Sep. 26, 2014.  
 Image C39 published by inventor on pinterest.com prior to Sep. 26, 2014.  
 Image C40 published by inventor on pinterest.com prior to Sep. 26, 2014.

\* cited by examiner

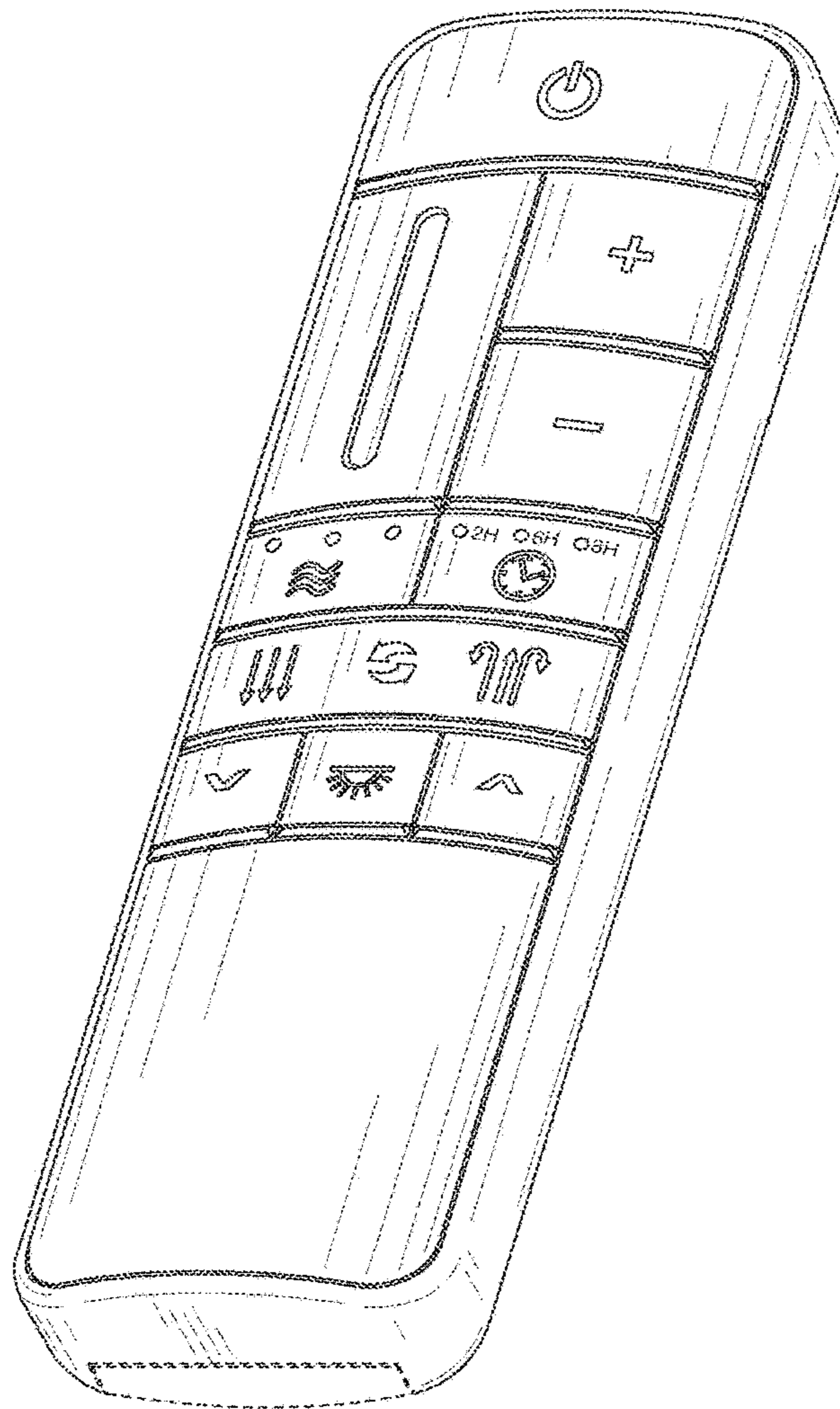


FIG. 1

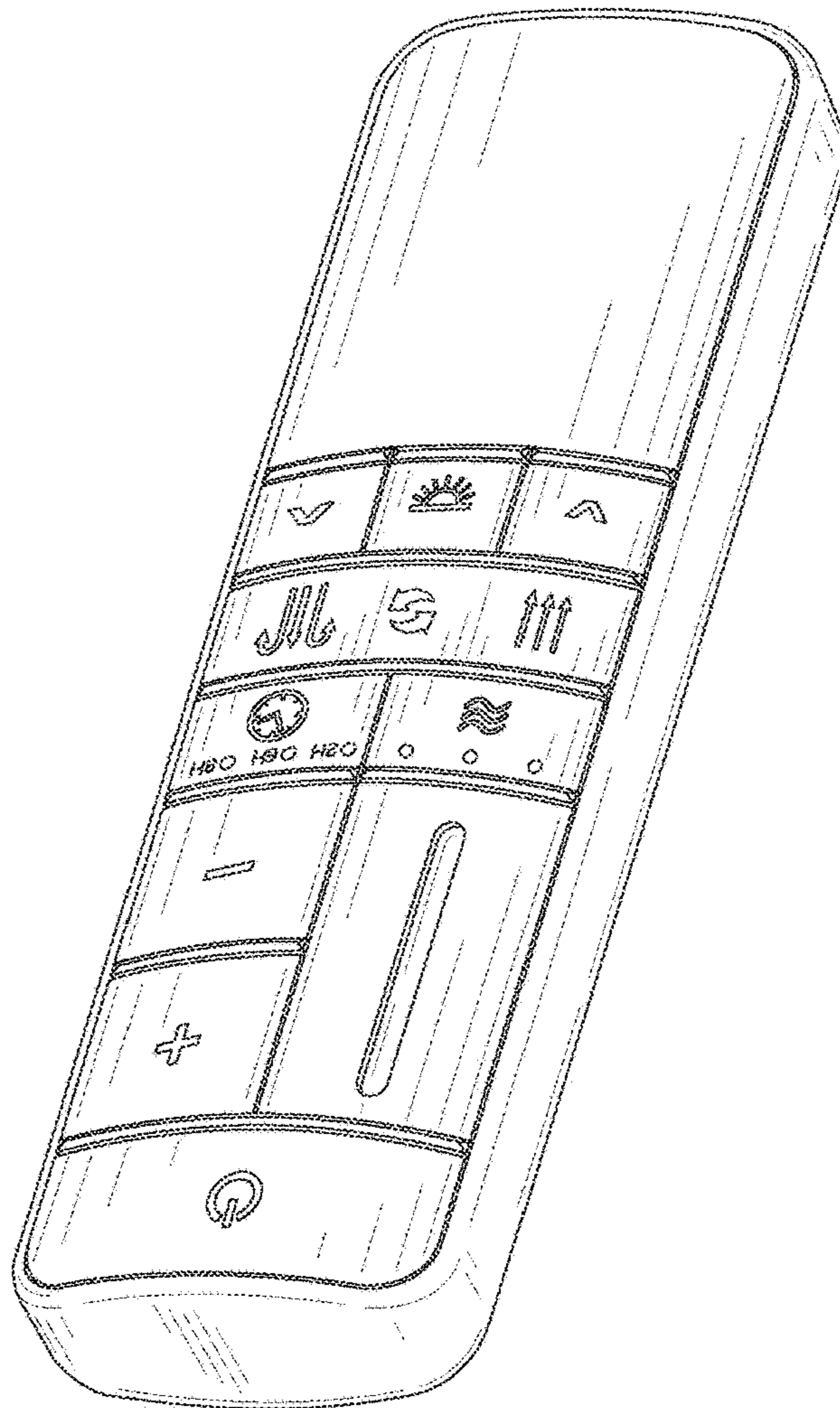


FIG. 2

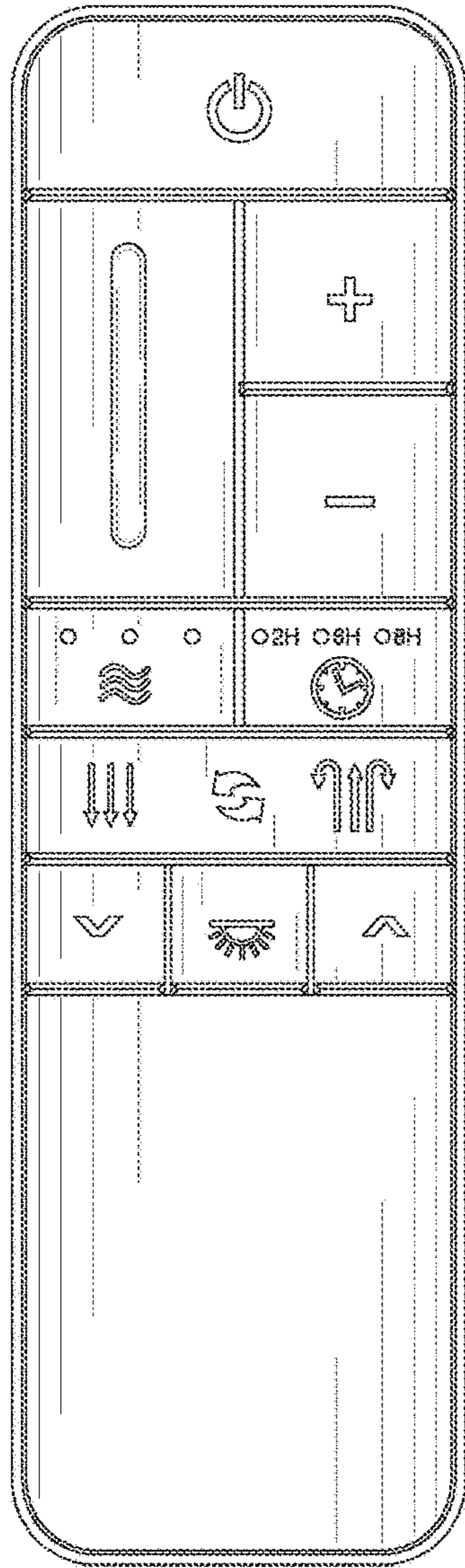


FIG. 3

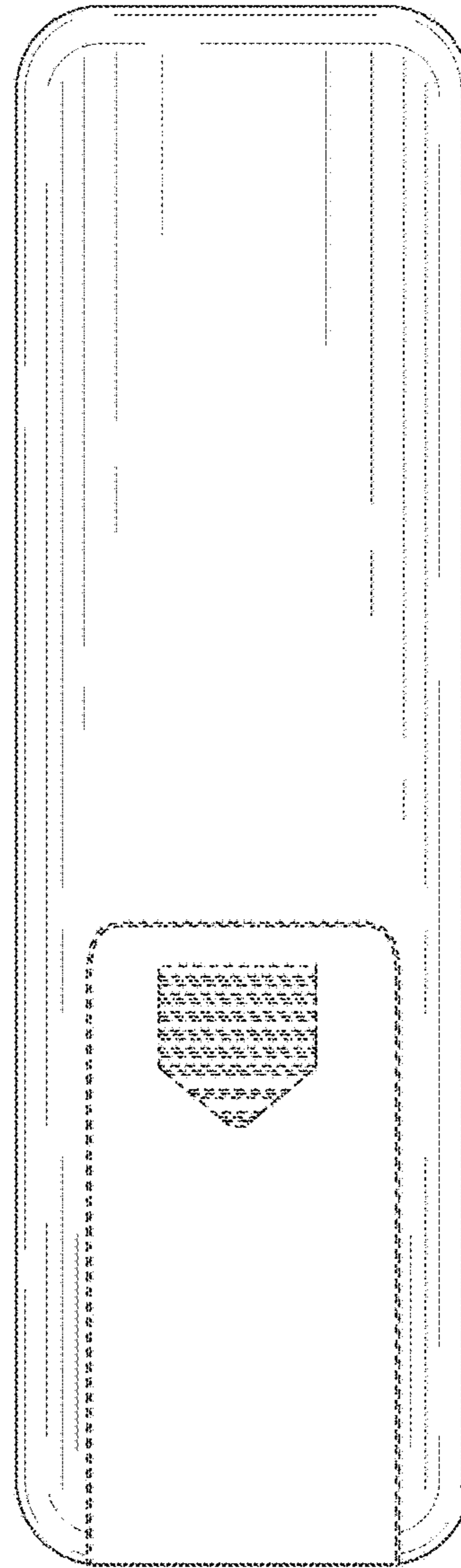
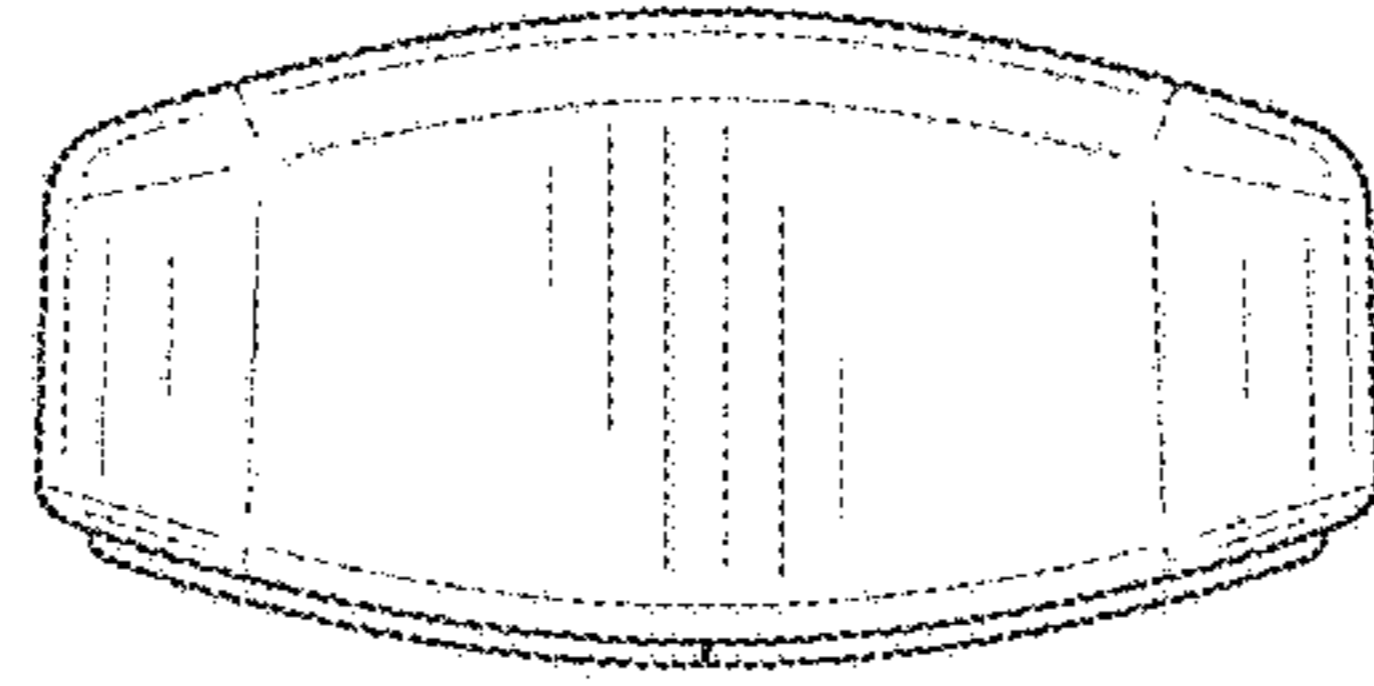


FIG. 4



*FIG. 5*