



US00D841570S

(12) **United States Design Patent**
Zhou et al.

(10) **Patent No.:** **US D841,570 S**
(45) **Date of Patent:** **** Feb. 26, 2019**

- (54) **SOLAR CELL**
- (71) Applicant: **Flex Ltd.**, Singapore (SG)
- (72) Inventors: **Lisong Zhou**, Fremont, CA (US);
Huaming Zhou, Wuxi Jiangsu (CN)
- (73) Assignee: **Flex Ltd**, Singapore (SG)
- (**) Term: **15 Years**
- (21) Appl. No.: **29/615,111**
- (22) Filed: **Aug. 25, 2017**
- (51) **LOC (11) Cl.** **13-02**
- (52) **U.S. Cl.**
USPC **D13/102**
- (58) **Field of Classification Search**
USPC D13/101, 102, 118, 184, 199
CPC H02J 7/0042; H02J 7/0045; H02J 7/0052;
H01R 31/06; H01R 24/38; H01L 31/042;
H01L 31/045; H01L 31/046; H01L
31/048; H01L 31/05; H01L 31/052; H01L
31/0525; H02S 30/00; H02S 20/10; H02S
20/23; H02S 20/30; H02S 40/34; H02S
40/44; F24J 2/52; F03G 6/00
See application file for complete search history.

(56) **References Cited**



U.S. PATENT DOCUMENTS

3,340,096	A	9/1967	Mann et al.
3,769,091	A	10/1973	Leinkram et al.
3,811,181	A	5/1974	Leinkram et al.
3,837,924	A	9/1974	Baron
4,040,867	A	8/1977	Forestieri et al.
4,617,421	A	10/1986	Math et al.
4,877,460	A	10/1989	Flodl
5,096,505	A	3/1992	Fraas et al.
5,547,516	A	8/1996	Luch
5,575,861	A	11/1996	Younan et al.
5,735,966	A	4/1998	Luch
6,232,545	B1	5/2001	Samaras et al.
6,414,235	B1	7/2002	Luch
6,459,032	B1	10/2002	Luch
7,732,243	B2	6/2010	Luch

7,740,497	B2	6/2010	Nightingale
7,898,053	B2	3/2011	Luch
7,898,054	B2	3/2011	Luch
7,989,692	B2	8/2011	Luch
7,989,693	B2	8/2011	Luch
8,007,306	B2	8/2011	Nightingale et al.
D644,986	S *	9/2011	Ross D13/102
D644,987	S *	9/2011	Casler D13/102
8,033,857	B2	10/2011	Nightingale et al.
D662,042	S *	6/2012	Yeh D13/102
8,198,696	B2	6/2012	Luch
D679,650	S *	4/2013	Farris, III D13/102
D719,909	S *	12/2014	Iwasaki D13/102
D741,793	S *	10/2015	Lim H01L 31/02243 D13/102
D763,787	S *	8/2016	Parilla D13/102
D767,484	S *	9/2016	Morad D13/102
D784,254	S *	4/2017	Parilla D13/102
D788,027	S *	5/2017	Gibson D13/102
D812,554	S *	3/2018	Gibson D13/102
2003/0121228	A1	7/2003	Stoehr et al.
2007/0235077	A1	10/2007	Nagata et al.
2008/0011350	A1	1/2008	Luch
2008/0216887	A1	9/2008	Hacke et al.
2008/0314433	A1	12/2008	Luch
2009/0107538	A1	4/2009	Luch
2009/0120484	A1	5/2009	Nightingale
2009/0293941	A1	12/2009	Luch
2010/0024881	A1	2/2010	Hacke et al.
2010/0078058	A1	4/2010	Nightingale et al.
2010/0108118	A1	5/2010	Luch
2010/0175743	A1	7/2010	Gonzalez et al.
2011/0067754	A1	3/2011	Luch
2011/0126878	A1	6/2011	Hacke et al.
2011/0168238	A1	7/2011	Metin et al.
2011/0197947	A1	8/2011	Croft
2012/0031461	A1	2/2012	Luch
2012/0125391	A1	5/2012	Pinarbasi et al.
2012/0171802	A1	7/2012	Luch et al.
2012/0204938	A1	8/2012	Hacke et al.
2012/0318318	A1	12/2012	Metin et al.
2012/0318319	A1	12/2012	Pinarbasi et al.
2012/0325282	A1	12/2012	Snow et al.
2013/0068827	A1	3/2013	Akimoto
2014/0102502	A1	4/2014	Luch et al.

FOREIGN PATENT DOCUMENTS

CN	102655030	A	9/2012
CN	104201227	A	12/2014
CN	104810412	A	7/2015
JP	D1495792		4/2014
WO	2014/112424	A1	7/2014



OTHER PUBLICATIONS

International Search Report and Written Opinion issued in International Application No. PCT/CN2017/076017 dated Nov. 13, 2017. Notification dated Jun. 5, 2018 issued by the Japanese Patent Office in corresponding Japanese Design Patent Application No. 2017-019744 with English translation.

* cited by examiner

Primary Examiner — Daniel D Bui
(74) *Attorney, Agent, or Firm* — Weber Rosselli & Cannon LLP

(57) CLAIM

The ornamental design for a solar cell, as shown and described.

DESCRIPTION

FIG. 1 is a top perspective view of the first embodiment of a solar cell showing our new design;
FIG. 2 is a top plan thereof;
FIG. 3 is a bottom plan view thereof;
FIG. 4 is an enlarged view of area 4 of FIG. 2;
FIG. 5 is a front elevation view thereof;
FIG. 6 is a back elevation view thereof;
FIG. 7 is a left side elevation view thereof;
FIG. 8 is a right side elevation view thereof;
FIG. 9 is a front elevation view of the second embodiment of a solar cell showing our new design;
FIG. 10 is a back elevation view thereof;
FIG. 11 is a left elevation view thereof;
FIG. 12 is a right elevation view thereof;
FIG. 13 is a top plan view thereof;
FIG. 14 is a bottom plan view thereof;
FIG. 15 is a front elevation view of the third embodiment of a solar cell showing our new design;
FIG. 16 is a back elevation view thereof;
FIG. 17 is a left elevation view thereof;
FIG. 18 is a right elevation view thereof;
FIG. 19 is a top plan view thereof;
FIG. 20 is a bottom plan view thereof;
FIG. 21 is a front elevation view of the fourth embodiment of a solar cell showing our new design;
FIG. 22 is a back elevation view thereof;
FIG. 23 is a left elevation view thereof;
FIG. 24 is a right elevation view thereof;
FIG. 25 is a top plan view thereof;
FIG. 26 is a bottom plan view thereof;
FIG. 27 is a front elevation view of the fifth embodiment of a solar cell showing our new design;
FIG. 28 is a back elevation view thereof;
FIG. 29 is a left elevation view thereof;
FIG. 30 is a right elevation view thereof;
FIG. 31 is a top plan view thereof;
FIG. 32 is a bottom plan view thereof;
FIG. 33 is a front elevation view of the sixth embodiment of a solar cell showing our new design;
FIG. 34 is a back elevation view thereof;
FIG. 35 is a left elevation view thereof;
FIG. 36 is a right elevation view thereof;
FIG. 37 is a top plan view thereof;
FIG. 38 is a bottom plan view thereof;
FIG. 39 is a front elevation view of the seventh embodiment of a solar cell showing our new design;

FIG. 40 is a back elevation view thereof;
FIG. 41 is a left elevation view thereof;
FIG. 42 is a right elevation view thereof;
FIG. 43 is a top plan view thereof;
FIG. 44 is a bottom plan view thereof;
FIG. 45 is a front elevation view of the eighth embodiment of a solar cell showing our new design;
FIG. 46 is a back elevation view thereof;
FIG. 47 is a left elevation view thereof;
FIG. 48 is a right elevation view thereof;
FIG. 49 is a top plan view thereof;
FIG. 50 is a bottom plan view thereof;
FIG. 51 is a front elevation view of the ninth embodiment of a solar cell showing our new design;
FIG. 52 is a back elevation view thereof;
FIG. 53 is a left elevation view thereof;
FIG. 54 is a right elevation view thereof;
FIG. 55 is a top plan view thereof;
FIG. 56 is a bottom plan view thereof;
FIG. 57 is a front elevation view of the tenth embodiment of a solar cell showing our new design;
FIG. 58 is a back elevation view thereof;
FIG. 59 is a left elevation view thereof;
FIG. 60 is a right elevation view thereof;
FIG. 61 is a top plan view thereof;
FIG. 62 is a bottom plan view thereof;
FIG. 63 is a front elevation view of the eleventh embodiment of a solar cell showing our new design;
FIG. 64 is a back elevation view thereof;
FIG. 65 is a left elevation view thereof;
FIG. 66 is a right elevation view thereof;
FIG. 67 is a top plan view thereof;
FIG. 68 is a bottom plan view thereof;
FIG. 69 is a front elevation view of the twelfth embodiment of a solar cell showing our new design;
FIG. 70 is a back elevation view thereof;
FIG. 71 is a left elevation view thereof;
FIG. 72 is a right elevation view thereof;
FIG. 73 is a top plan view thereof;
FIG. 74 is a bottom plan view thereof;
FIG. 75 is a front elevation view of the thirteenth embodiment of a solar cell showing our new design;
FIG. 76 is a back elevation view thereof;
FIG. 77 is a left elevation view thereof;
FIG. 78 is a right elevation view thereof;
FIG. 79 is a top plan view thereof;
FIG. 80 is a bottom plan view thereof;
FIG. 81 is a front elevation view of the fourteenth embodiment of a solar cell showing our new design;
FIG. 82 is a back elevation view thereof;
FIG. 83 is a left elevation view thereof;
FIG. 84 is a right elevation view thereof;
FIG. 85 is a top plan view thereof;
FIG. 86 is a bottom plan view thereof;
FIG. 87 is a front elevation view of the fifteenth embodiment of a solar cell showing our new design;
FIG. 88 is a back elevation view thereof;
FIG. 89 is a left elevation view thereof;
FIG. 90 is a right elevation view thereof;
FIG. 91 is a top plan view thereof;
FIG. 92 is a bottom plan view thereof;
FIG. 93 is a front elevation view of the sixteenth embodiment of a solar cell showing our new design;
FIG. 94 is a back elevation view thereof;
FIG. 95 is a left elevation view thereof;

FIG. 96 is a right elevation view thereof;
FIG. 97 is a top plan view thereof;
FIG. 98 is a bottom plan view thereof;
FIG. 99 is a front elevation view of the seventeenth embodiment of a solar cell showing our new design;
FIG. 100 is a back elevation view thereof;
FIG. 101 is a left elevation view thereof;
FIG. 102 is a right elevation view thereof;
FIG. 103 is a top plan view thereof;
FIG. 104 is a bottom plan view thereof;
FIG. 105 is a front elevation view of the eighteenth embodiment of a solar cell showing our new design;
FIG. 106 is a back elevation view thereof;
FIG. 107 is a left elevation view thereof;
FIG. 108 is a right elevation view thereof;
FIG. 109 is a top plan view thereof;
FIG. 110 is a bottom plan view thereof;
FIG. 111 is a front elevation view of the nineteenth embodiment of a solar cell showing our new design;
FIG. 112 is a back elevation view thereof;
FIG. 113 is a left elevation view thereof;

FIG. 114 is a right elevation view thereof;
FIG. 115 is a top plan view thereof;
FIG. 116 is a bottom plan view thereof;
FIG. 117 is a front elevation view of the twentieth embodiment of a solar cell showing our new design;
FIG. 118 is a back elevation view thereof;
FIG. 119 is a left elevation view thereof;
FIG. 120 is a right elevation view thereof;
FIG. 121 is a top plan view thereof;
FIG. 122 is a bottom plan view thereof;
FIG. 123 is a front elevation view of the twenty-first embodiment of a solar cell showing our new design;
FIG. 124 is a back elevation view thereof;
FIG. 125 is a left elevation view thereof;
FIG. 126 is a right elevation view thereof;
FIG. 127 is a top plan view thereof; and,
FIG. 128 is a bottom plan view thereof.
In the drawing views, the even broken line and the dash-dot broken line represent unclaimed portions of the solar cell that form no part of the claimed design.

1 Claim, 44 Drawing Sheets

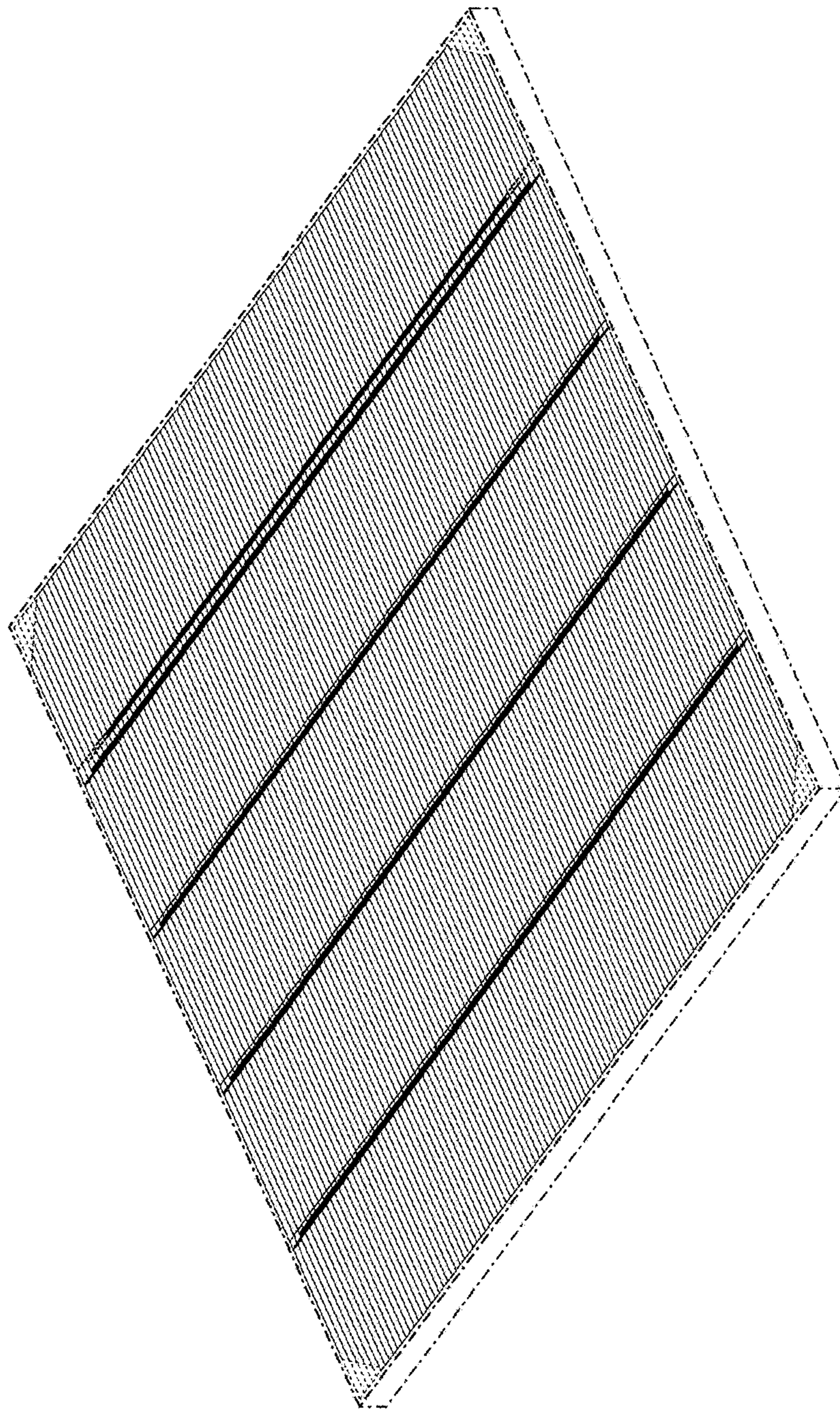


FIG. 1




FIG. 3

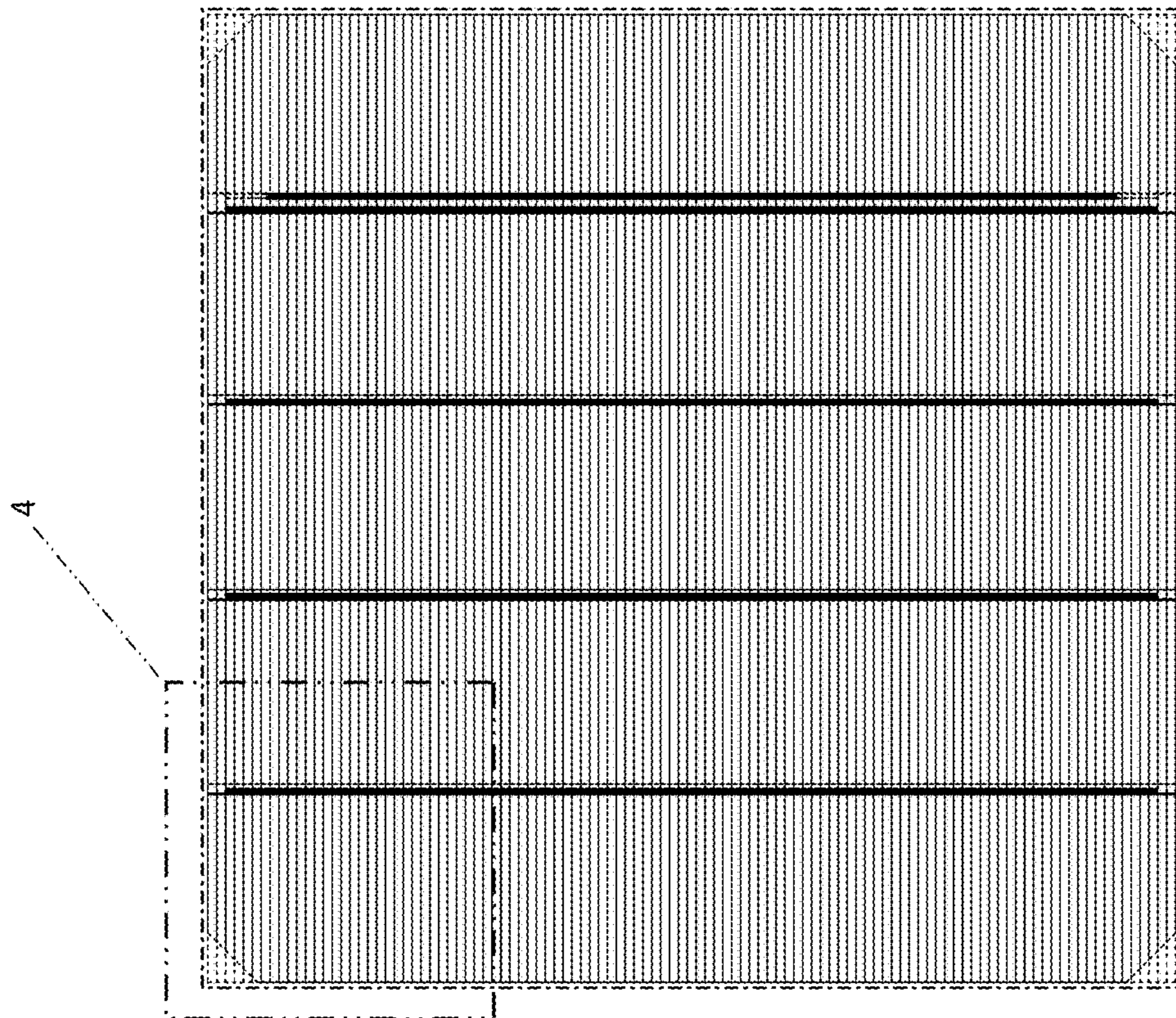


FIG. 2




FIG. 4

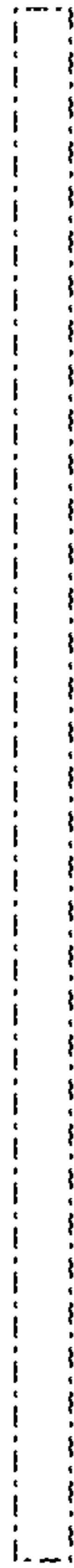


FIG. 5

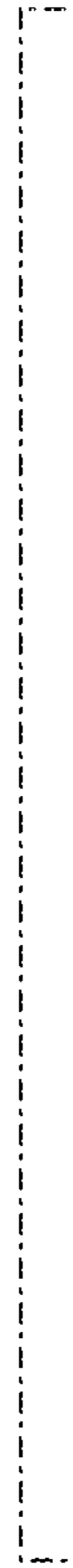


FIG. 6



FIG. 7



FIG. 8




FIG. 10




FIG. 9



FIG. 11



FIG. 12



FIG. 13



FIG. 14




FIG. 16




FIG. 15

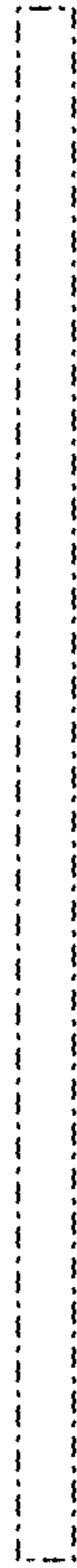


FIG. 17

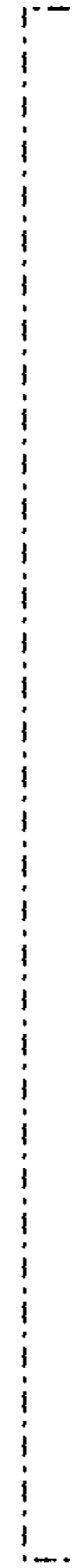


FIG. 18




FIG. 19

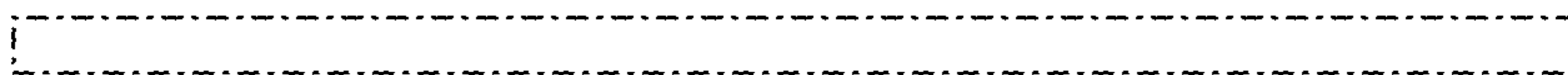


FIG. 20




FIG. 22




FIG. 21



FIG. 23

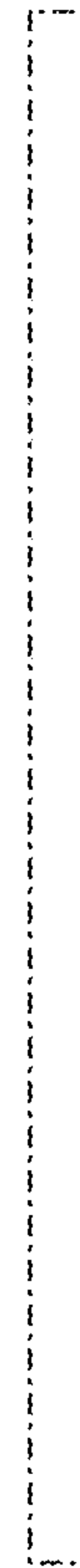


FIG. 24




FIG. 25



FIG. 26




FIG. 28




FIG. 27




FIG. 29

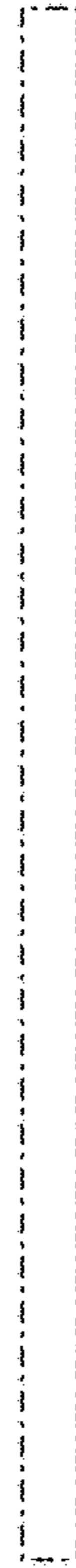


FIG. 30



FIG. 31

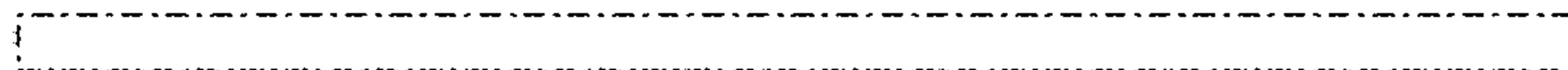


FIG. 32




FIG. 34




FIG. 33

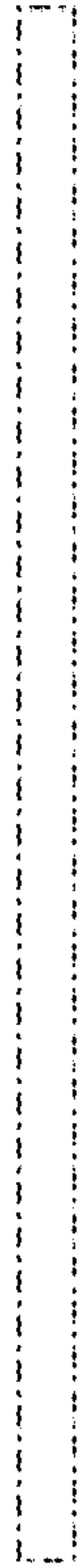


FIG. 35

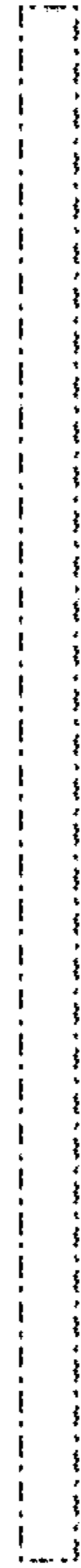


FIG. 36




FIG. 37




FIG. 38




FIG. 40




FIG. 39




FIG. 41




FIG. 42



FIG. 43

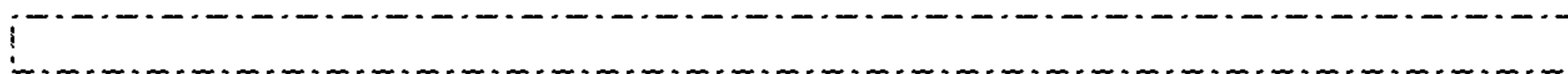


FIG. 44




FIG. 46




FIG. 45

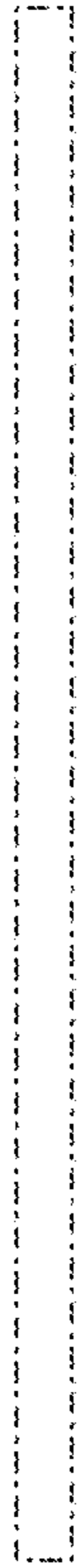


FIG. 47

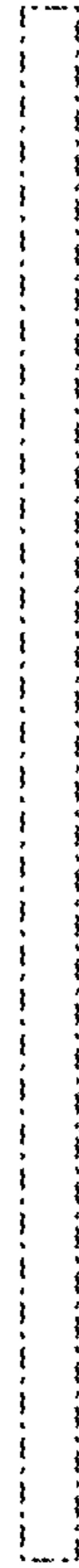


FIG. 48



FIG. 49




FIG. 50




FIG. 52




FIG. 51

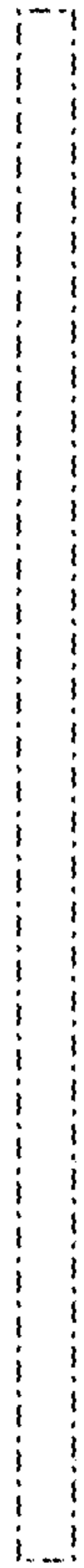


FIG. 53




FIG. 54



FIG. 55



FIG. 56




FIG. 58




FIG. 57

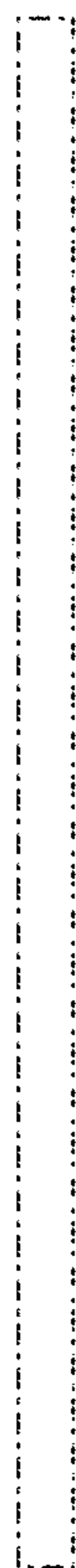


FIG. 59




FIG. 60

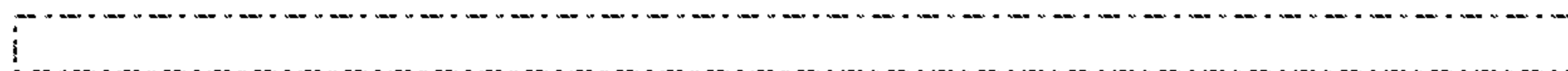


FIG. 61



FIG. 62




FIG. 64




FIG. 63

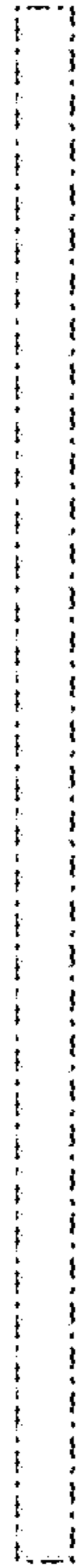


FIG. 65

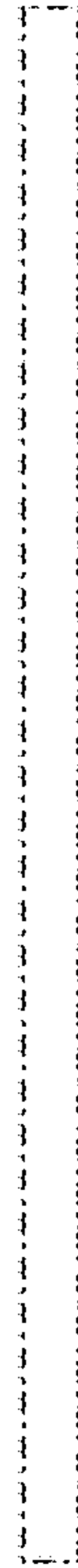


FIG. 66



FIG. 67




FIG. 68




FIG. 70




FIG. 69

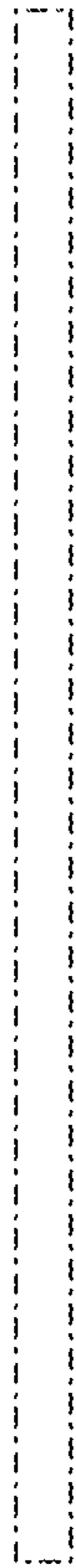


FIG. 71

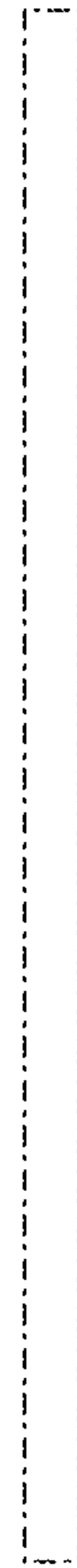


FIG. 72



FIG. 73

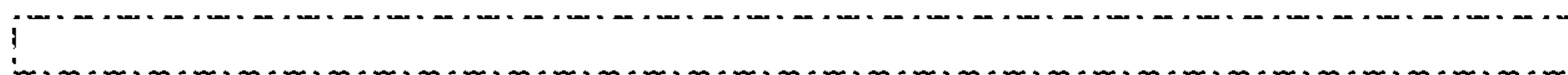


FIG. 74




FIG. 76




FIG. 75

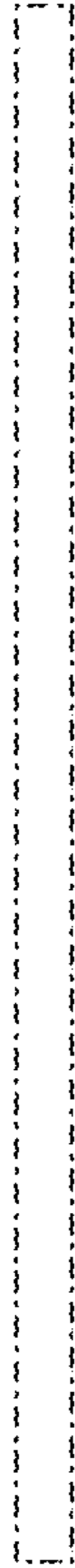


FIG. 77

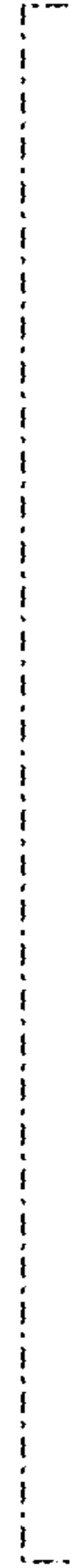


FIG. 78

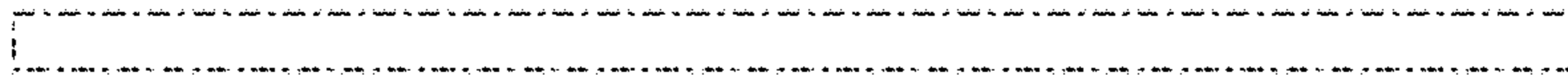


FIG. 79




FIG. 80




FIG. 82




FIG. 81

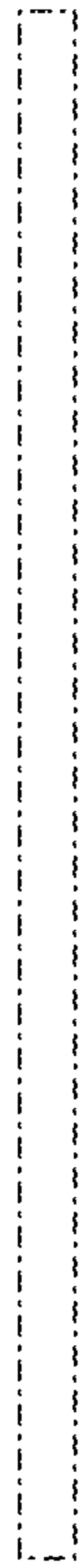


FIG. 83

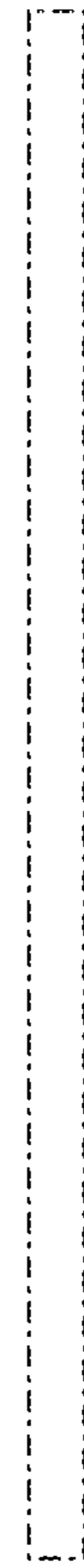


FIG. 84



FIG. 85



FIG. 86




FIG. 88




FIG. 87




FIG. 89



FIG. 90

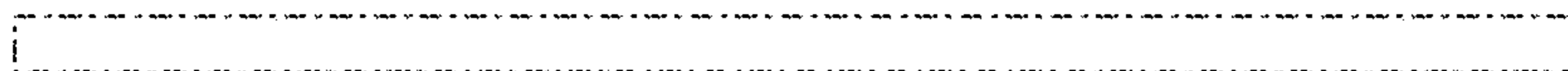


FIG. 91

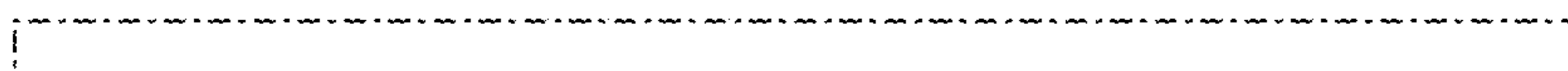


FIG. 92




FIG. 94




FIG. 93




FIG. 95

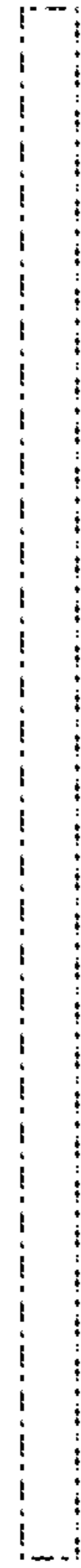


FIG. 96



FIG. 97



FIG. 98




FIG. 100




FIG. 99




FIG. 101

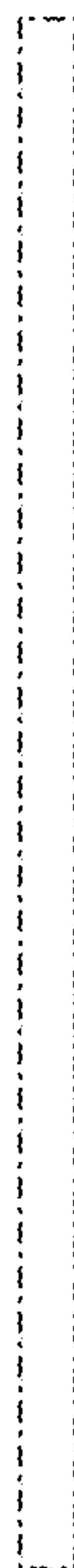


FIG. 102

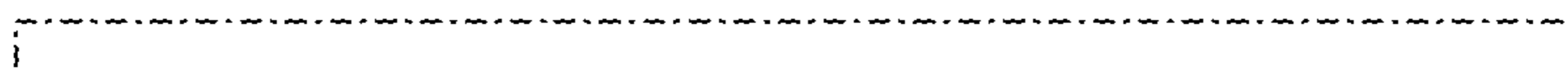


FIG. 103




FIG. 104




FIG. 106




FIG. 105

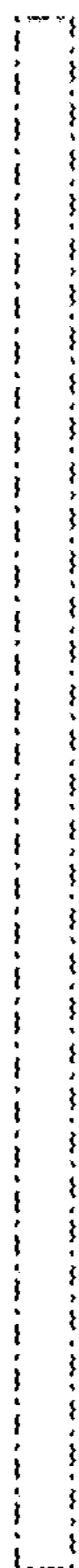


FIG. 107




FIG. 108

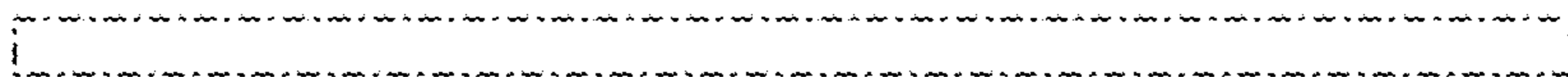


FIG. 109




FIG. 110




FIG. 112




FIG. 111

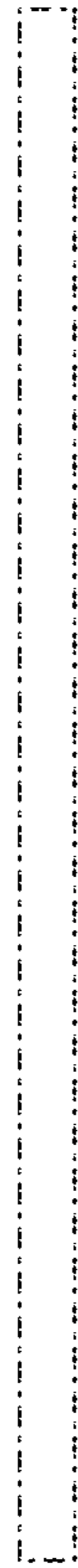


FIG. 113

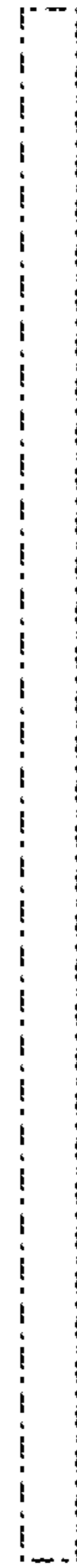


FIG. 114



FIG. 115



FIG. 116




FIG. 118




FIG. 117

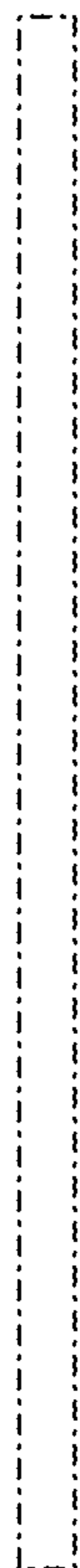


FIG. 119



FIG. 120



FIG. 121

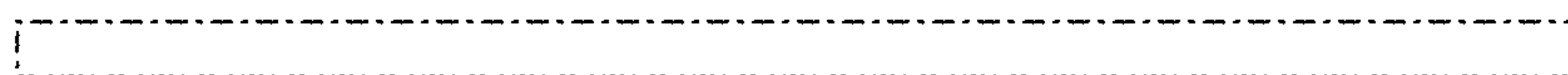


FIG. 122




FIG. 124




FIG. 123

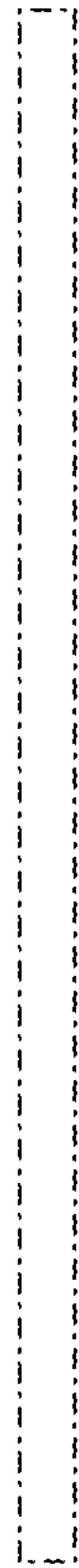


FIG. 125

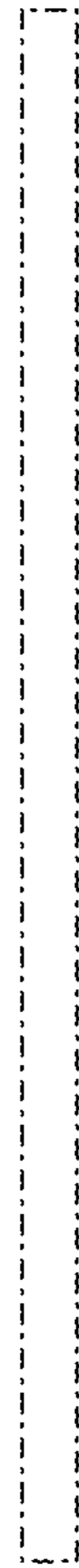


FIG. 126




FIG. 127

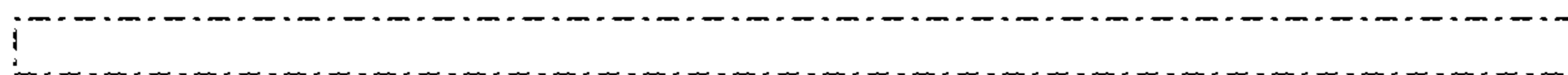


FIG. 128