



US00D841569S

(12) **United States Design Patent**
Choi et al.

(10) **Patent No.:** **US D841,569 S**

(45) **Date of Patent:** **** Feb. 26, 2019**

(54) **TIRE TREAD**

(71) Applicant: **Hankook Tire Co., Ltd.**, Seoul (KR)

(72) Inventors: **Yoon Jin Choi**, Daejeon (KR); **Ha Eun Koog**, Seoul (KR)

(73) Assignee: **Hankook Tire Co., Ltd.**, Seoul (KR)

(**) Term: **15 Years**

(21) Appl. No.: **29/610,553**

(22) Filed: **Jul. 13, 2017**

(30) **Foreign Application Priority Data**

Jan. 17, 2017 (KR) 30-2017-0002877

(51) **LOC (11) Cl.** **12-15**

(52) **U.S. Cl.**
USPC **D12/590**

(58) **Field of Classification Search**
USPC D12/585, 586, 587, 588, 589, 590, 591,
D12/600, 601
CPC B60C 11/032; B60C 11/0388
See application file for complete search history.

(56) **References Cited**

U.S. PATENT DOCUMENTS

D390,170 S * 2/1998 Stone D12/590
D500,287 S * 12/2004 Gojo D12/586

D606,011 S * 12/2009 Ohara D12/590
D647,464 S * 10/2011 Scharis D12/585
D780,100 S * 2/2017 Yang D12/585

* cited by examiner

Primary Examiner — Robert M. Spear

(74) *Attorney, Agent, or Firm* — Hamre, Schumann,
Mueller & Larson, P.C.

(57) **CLAIM**

The ornamental design for a tire tread, as shown and described.

DESCRIPTION

FIG. 1 is a perspective view of a tire tread showing our new design, it being understood that the pattern is repeated uniformly throughout the circumference of the tread.

FIG. 2 is a front elevational view thereof; the rear elevational view thereof, top plan view thereof, and bottom plan view thereof are identical to the front elevational view.

FIG. 3 is a left side view thereof; the right side view is identical to the left side view.

FIG. 4 is an enlarged fragmentary view from upper 4-4 to lower 4-4 in FIG. 2; and,

FIG. 5 is an enlarged fragmentary view from upper 5-5 to lower 5-5 in FIG. 2.

The broken lines illustrate environmental subject matter only and form no part of the claimed design. The surface shading lines, contour lines, and stippling in the drawings depict the character or contour of the surfaces represented and form no part of the claimed design.

1 Claim, 5 Drawing Sheets


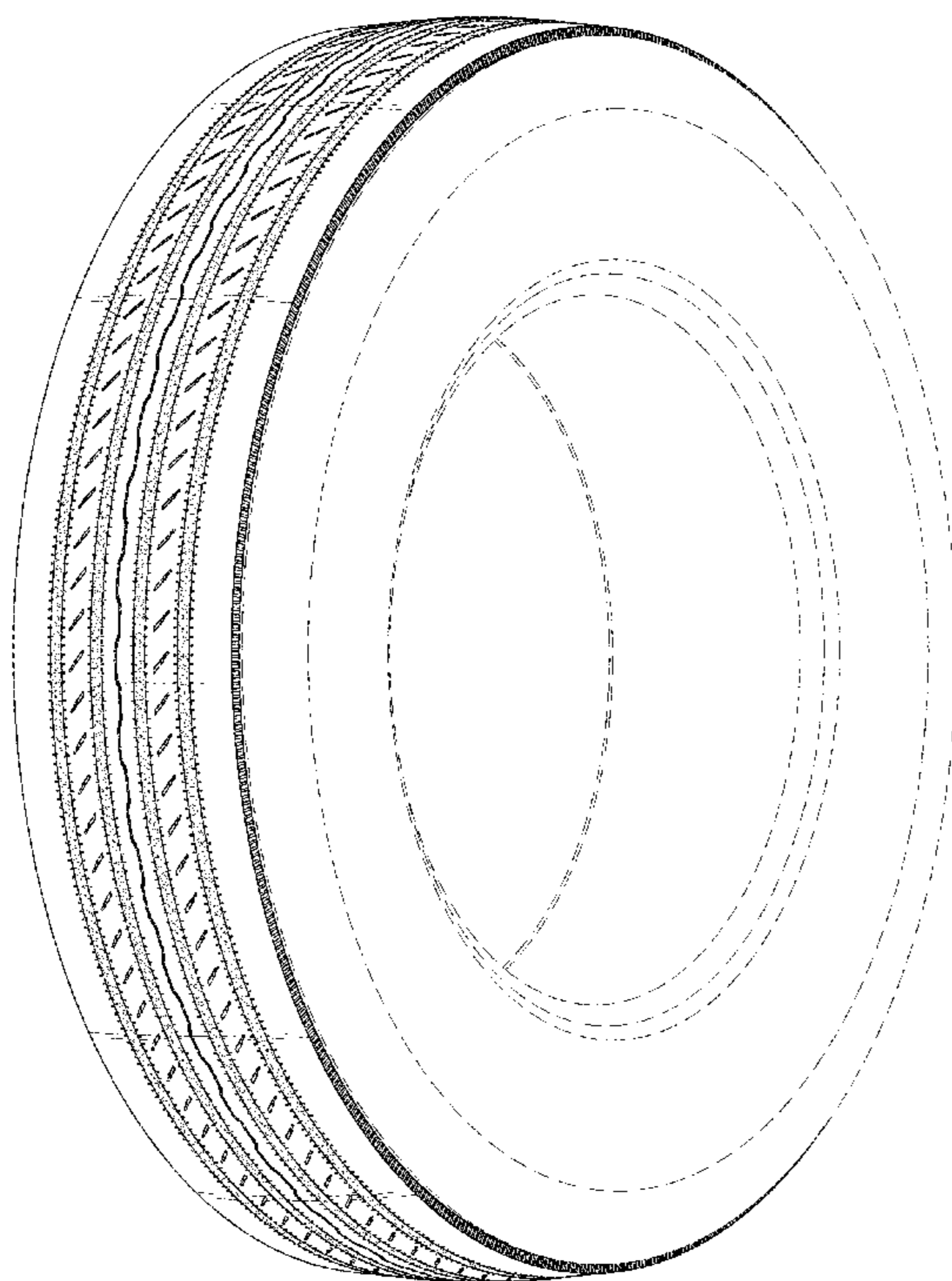


Fig. 1

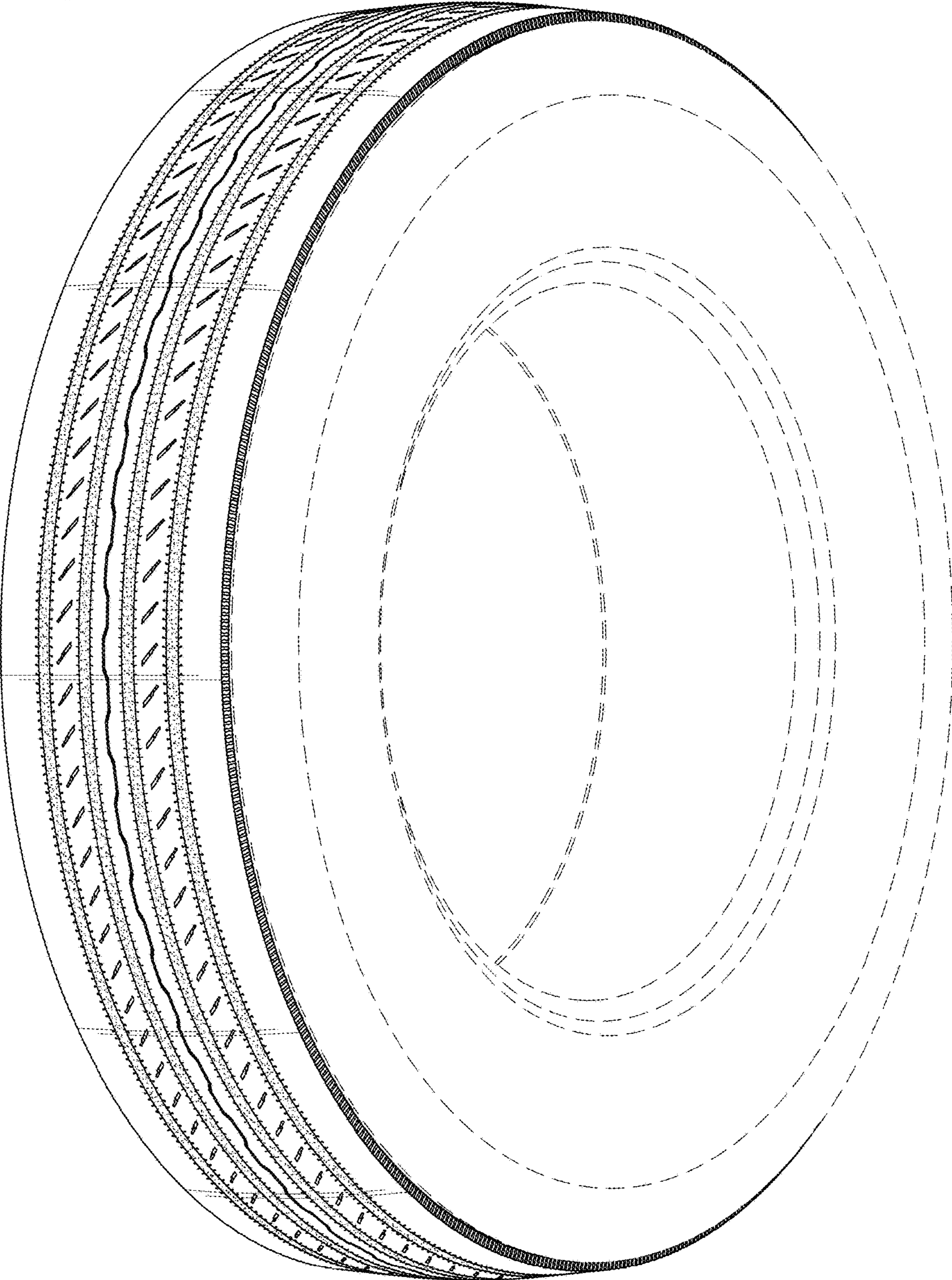


Fig. 2

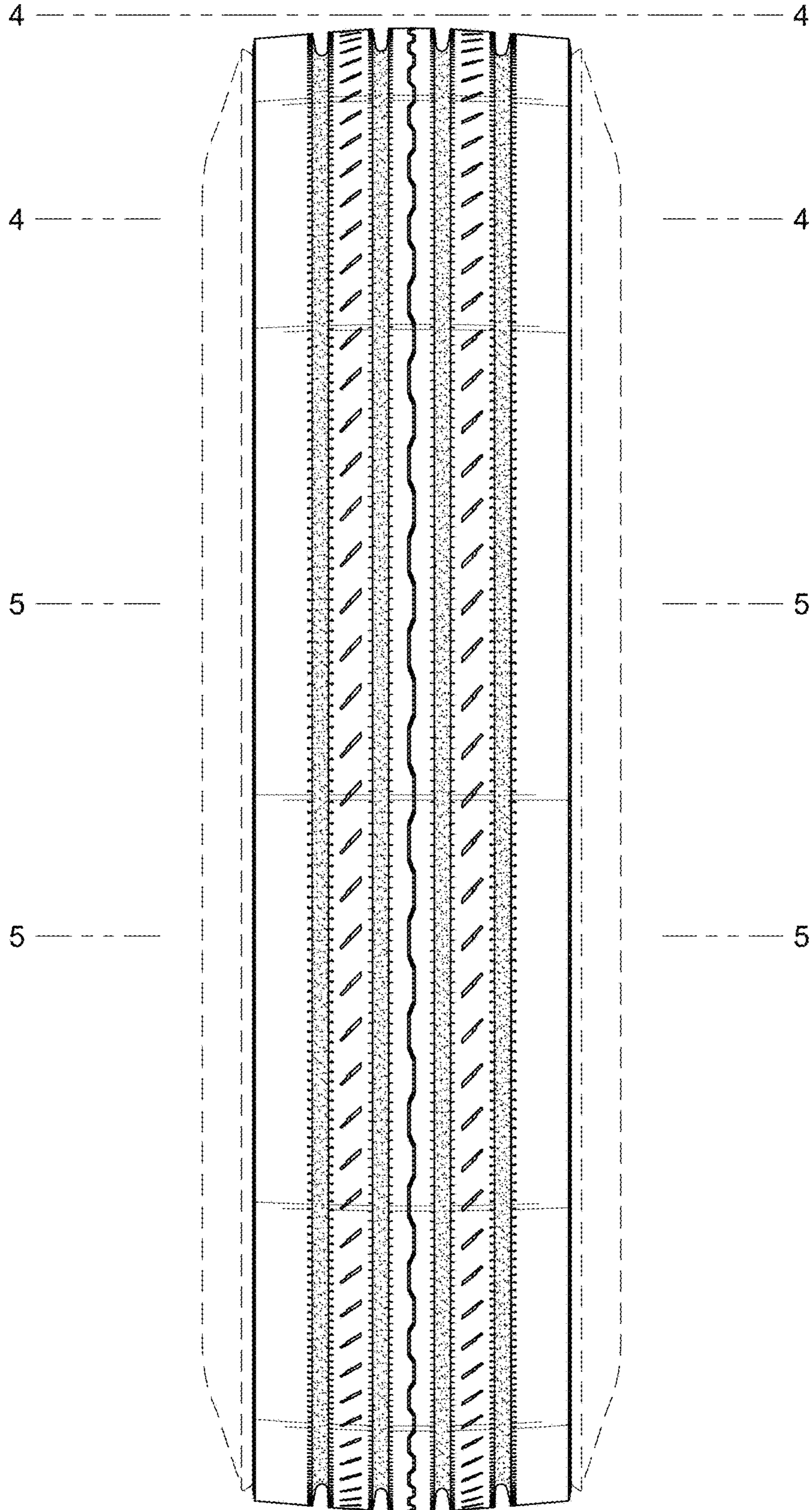



Fig. 3



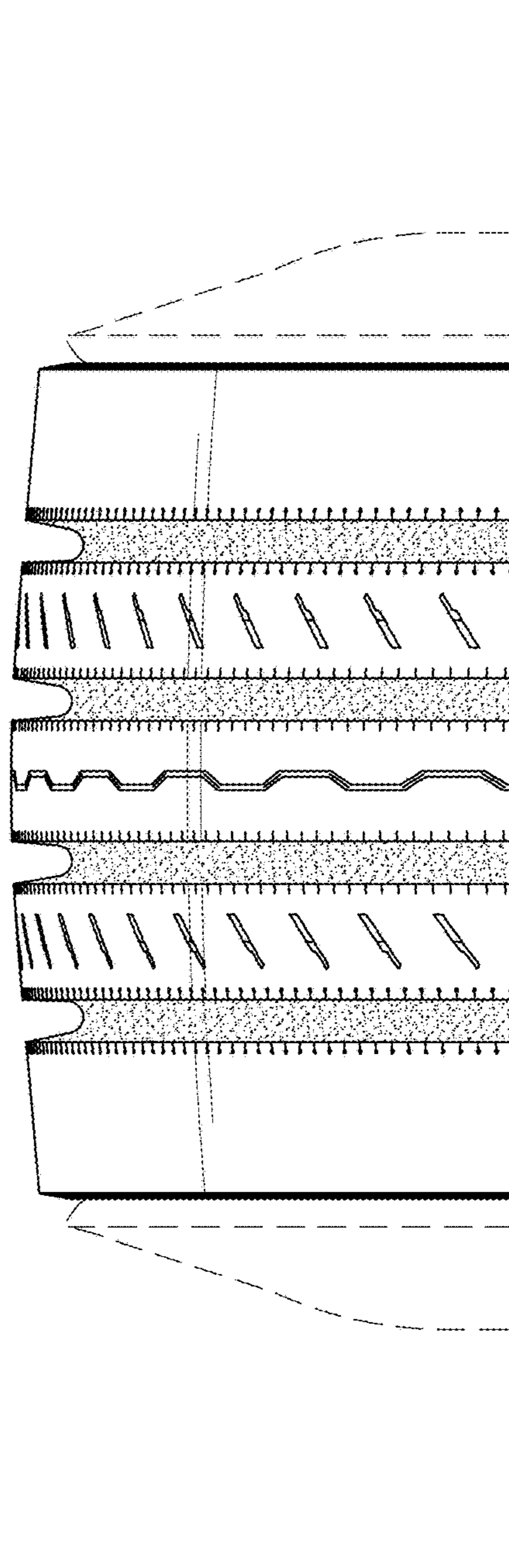


Fig. 4

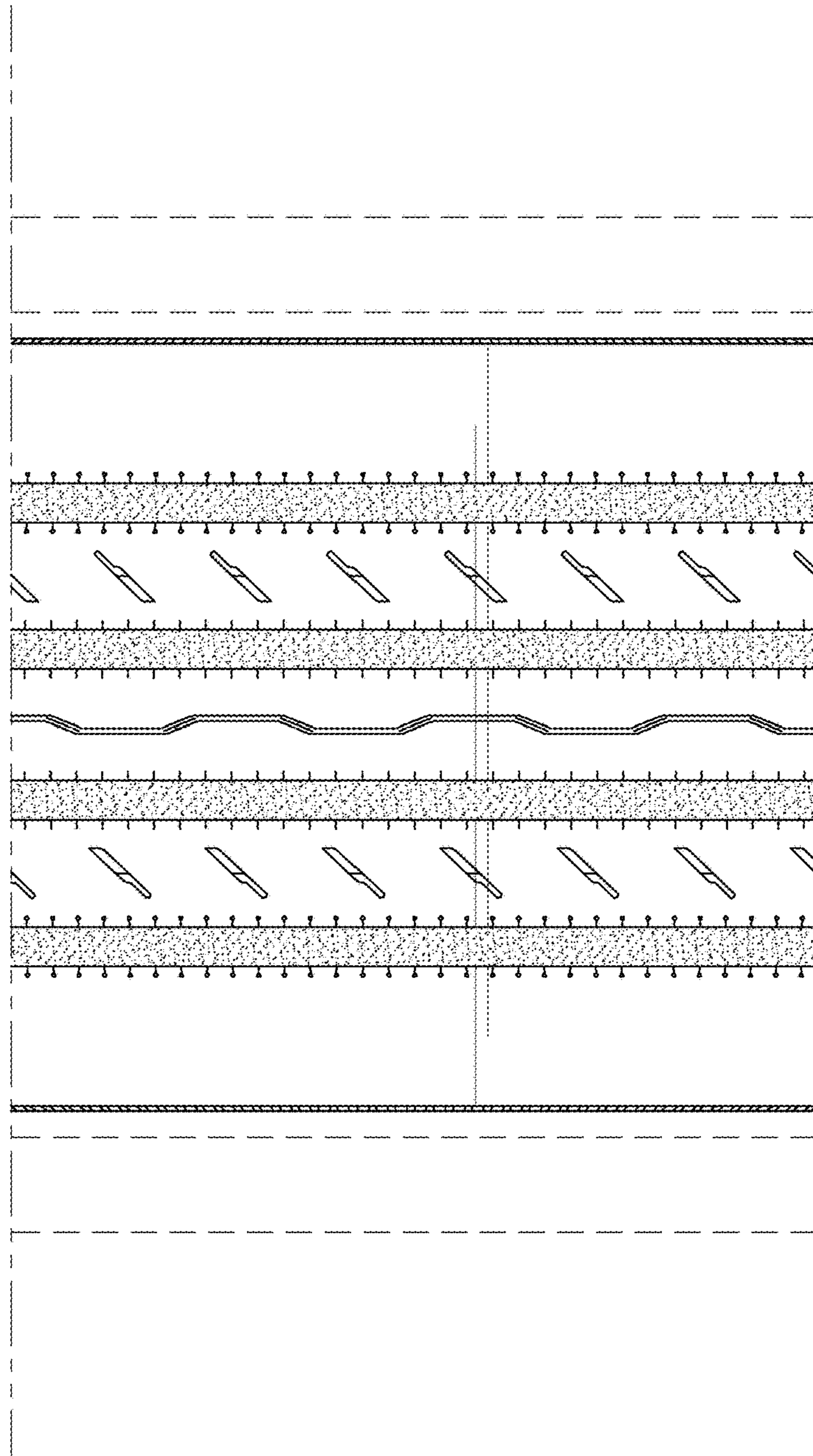


Fig. 5