



US00D841562S

(12) **United States Design Patent** (10) **Patent No.:** **US D841,562 S**
Beckles (45) **Date of Patent:** **** Feb. 26, 2019**

(54) **ROOF FOR A VEHICLE**

(71) Applicant: **Jaguar Land Rover Limited**, Whitley, Coventry (GB)

(72) Inventor: **Earl Beckles**, Coventry (GB)

(73) Assignee: **Jaguar Land Rover Limited**, Whitley, Coventry (GB)

(**) Term: **15 Years**

(21) Appl. No.: **29/615,774**

(22) Filed: **Aug. 31, 2017**

(30) **Foreign Application Priority Data**

Mar. 16, 2017 (EM) 003802479-0004

(51) **LOC (11) Cl.** **12-16**

(52) **U.S. Cl.**
USPC **D12/401**

(58) **Field of Classification Search**
USPC D12/401-405; D6/611, 596, 601, 602,
D6/603, 615, 617, 621; D7/332, 334-337

(Continued)

(56) **References Cited**

U.S. PATENT DOCUMENTS

D693,759 S * 11/2013 Hill D12/404
D748,564 S * 2/2016 Frascella D12/404

(Continued)

Primary Examiner — Katrina A Betton

(74) *Attorney, Agent, or Firm* — Wood Herron & Evans LLP

(57) **CLAIM**

The ornamental design for a roof for a vehicle, as shown and described.

DESCRIPTION

FIG. 1 is a front left perspective view of a roof for a vehicle according to the present invention.

FIG. 2 is a rear left perspective view of the roof for a vehicle shown in FIG. 1.

FIG. 3 is a front right bottom perspective view thereof.

FIG. 4 is a rear left bottom perspective view thereof.

FIG. 5 is a front view thereof.

FIG. 6 is a rear view thereof.

FIG. 7 is a left side top view thereof, the right side top view being a mirror image thereof.

FIG. 8 is a right side bottom view thereof, the left side bottom view being a mirror image thereof.

FIG. 9 is a top view thereof.

FIG. 10 is a bottom view thereof.

FIG. 11 is a top view of the roof for a vehicle shown in FIGS. 1-10, but mounted on a vehicle with the rest of the vehicle shown in de-emphasized and half-tone portions so as to illustrate environmental structure. These portions form no part of the claimed invention. More particularly, in FIG. 11, the inventive roof for a vehicle within the broken line, and the elements shown outside of the broken line form no part of the claimed invention, but are instead included to show environmental aspects thereof.

FIG. 12 is a front left perspective view of a roof for a vehicle according to an alternative embodiment of the present invention.

FIG. 13 is a rear left perspective view of the roof for a vehicle shown in FIG. 12.

FIG. 14 is a front view thereof.

FIG. 15 is a rear view thereof.


FIG. 16 is a left side top view thereof, the right side top view being a mirror image thereof.

FIG. 17 is a top view thereof; and,

FIG. 18 is a top view of the roof for a vehicle shown in FIGS. 12-17, but mounted on a vehicle with the rest of the vehicle shown in de-emphasized and half-tone portions so as to illustrate environmental structure. These portions form no part of the claimed invention. Rather, in FIG. 18, the inventive roof for a vehicle is shown within the larger broken line, and the elements shown outside of the larger broken line form no part of the claimed invention, but are instead included to show environmental aspects thereof.

Also, in each of FIGS. 12-18, the broken lines near the rear of the roof for a vehicle form no part of the claimed invention, but are instead included to show environmental

(Continued)



aspects thereof. Also, the broken lines shown adjacent to any shaded portions form an unclaimed boundary of the design.

1 Claim, 16 Drawing Sheets

(58) **Field of Classification Search**

CPC B60J 7/024; B60J 7/19; B60J 7/0435
See application file for complete search history.

(56) **References Cited**

U.S. PATENT DOCUMENTS

D785,542 S *	5/2017	Patel	D12/404
D786,173 S *	5/2017	Peat	D12/404
D803,141 S *	11/2017	Peat	D12/401
2018/0022194 A1 *	1/2018	Holzel	B60J 7/19 296/216.05
2018/0134131 A1 *	5/2018	Kugler	B60J 1/2033
2018/0162207 A1 *	6/2018	Pike	B60J 7/0015
2018/0264920 A1 *	9/2018	Stenvers	B60J 7/024

* cited by examiner



FIG. 1




FIG. 2




FIG. 3




FIG. 4




FIG. 5




FIG. 6




FIG. 7




FIG. 8




FIG. 9




FIG. 10




FIG. 11



FIG. 12




FIG. 13




FIG. 14

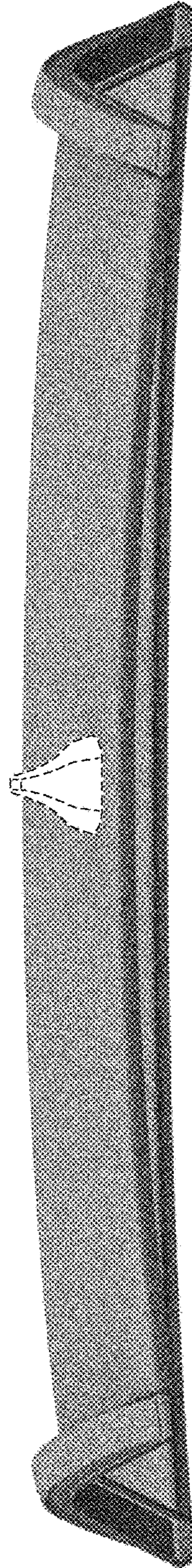


FIG. 15




FIG. 16




FIG. 17



FIG. 18

UNITED STATES PATENT AND TRADEMARK OFFICE
CERTIFICATE OF CORRECTION

PATENT NO. : D841,562 S
APPLICATION NO. : 29/615774
DATED : February 26, 2019
INVENTOR(S) : Earl Beckles

Page 1 of 1

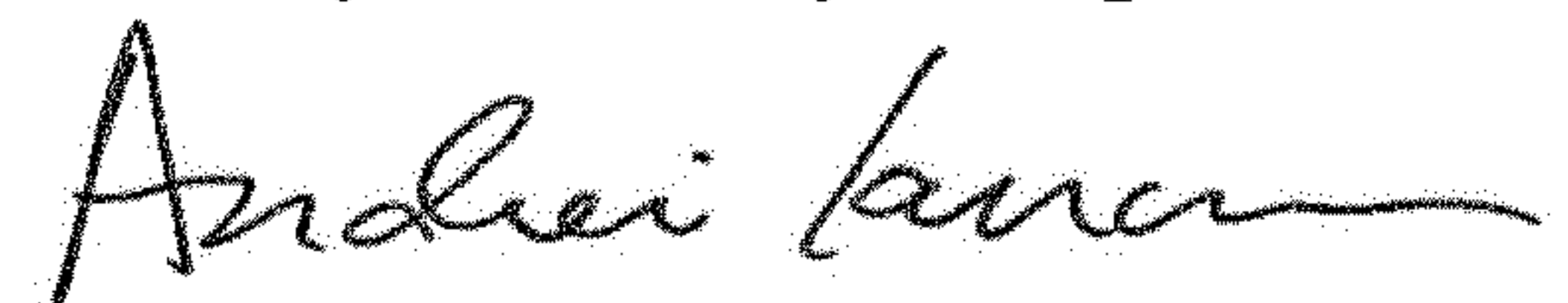
It is certified that error appears in the above-identified patent and that said Letters Patent is hereby corrected as shown below:

On the Title Page

Column 2

Line 18, after "vehicle", insert --is shown--.

Signed and Sealed this
Twenty-third Day of April, 2019



Andrei Iancu
Director of the United States Patent and Trademark Office