



US00D841554S

(12) **United States Design Patent**
Tamura

(10) **Patent No.:** **US D841,554 S**

(45) **Date of Patent:** **** Feb. 26, 2019**

(54) **WHEEL FOR AUTOMOBILE**

(71) Applicant: **HONDA MOTOR CO., LTD.**, Tokyo (JP)

(72) Inventor: **Hirotooshi Tamura**, Wako (JP)

(73) Assignee: **HONDA MOTOR CO., LTD.**, Tokyo (JP)

(**) Term: **15 Years**

(21) Appl. No.: **29/625,920**

(22) Filed: **Nov. 14, 2017**

(30) **Foreign Application Priority Data**

May 19, 2017 (JP) 2017-010650

(51) **LOC (11) Cl.** **12-16**

(52) **U.S. Cl.**
USPC **D12/209**

(58) **Field of Classification Search**
USPC D12/204–213
CPC B60B 7/00; B60B 7/02; B60B 7/04; B60B 7/01; B60B 7/06; B60B 3/04; B60B 1/00; B60B 3/10; B60B 1/10; B60B 1/08; B60B 3/06; B60B 1/12; B60B 3/02
See application file for complete search history.

(56) **References Cited**

U.S. PATENT DOCUMENTS

D384,022 S * 9/1997 Hatter D12/209
D538,731 S * 3/2007 Iwauchi D12/211

D655,660 S * 3/2012 Stucki D12/209
D682,176 S * 5/2013 Badstuebner D12/209
D695,191 S * 12/2013 Kogawa D12/209
D729,137 S * 5/2015 Muntada Roura D12/209
D740,197 S * 10/2015 Valencia Pollex D12/209
D763,159 S * 8/2016 Valencia Pollex D12/209
D768,553 S * 10/2016 Ishii D12/209
D783,491 S * 4/2017 Valencia Pollex D12/209
D789,863 S * 6/2017 Yoneyama D12/209
D790,426 S * 6/2017 Valencia Pollex D12/209
D791,033 S * 7/2017 Peat D12/209
D793,321 S * 8/2017 Valencia Pollex D12/209
D795,778 S * 8/2017 Valencia Pollex D12/211
D804,391 S * 12/2017 Ishii D12/209
D807,269 S * 1/2018 Peat D12/209
D818,926 S * 5/2018 Miyazawa D12/209
D827,545 S * 9/2018 Kawaguchi D12/209
D830,270 S * 10/2018 Ma D12/211

* cited by examiner

Primary Examiner — Stacia A Cadmus

(74) *Attorney, Agent, or Firm* — Westerman, Hattori, Daniels & Adrian, LLP

(57) **CLAIM**

The ornamental design for a wheel for automobile, as shown and described.

DESCRIPTION

FIG. 1 is a front left perspective view of a wheel for automobile; and,

FIG. 2 is a front elevation view thereof.

The broken lines shown in the drawings illustrate portions of the wheel for automobile that form no part of the claimed design.

1 Claim, 2 Drawing Sheets


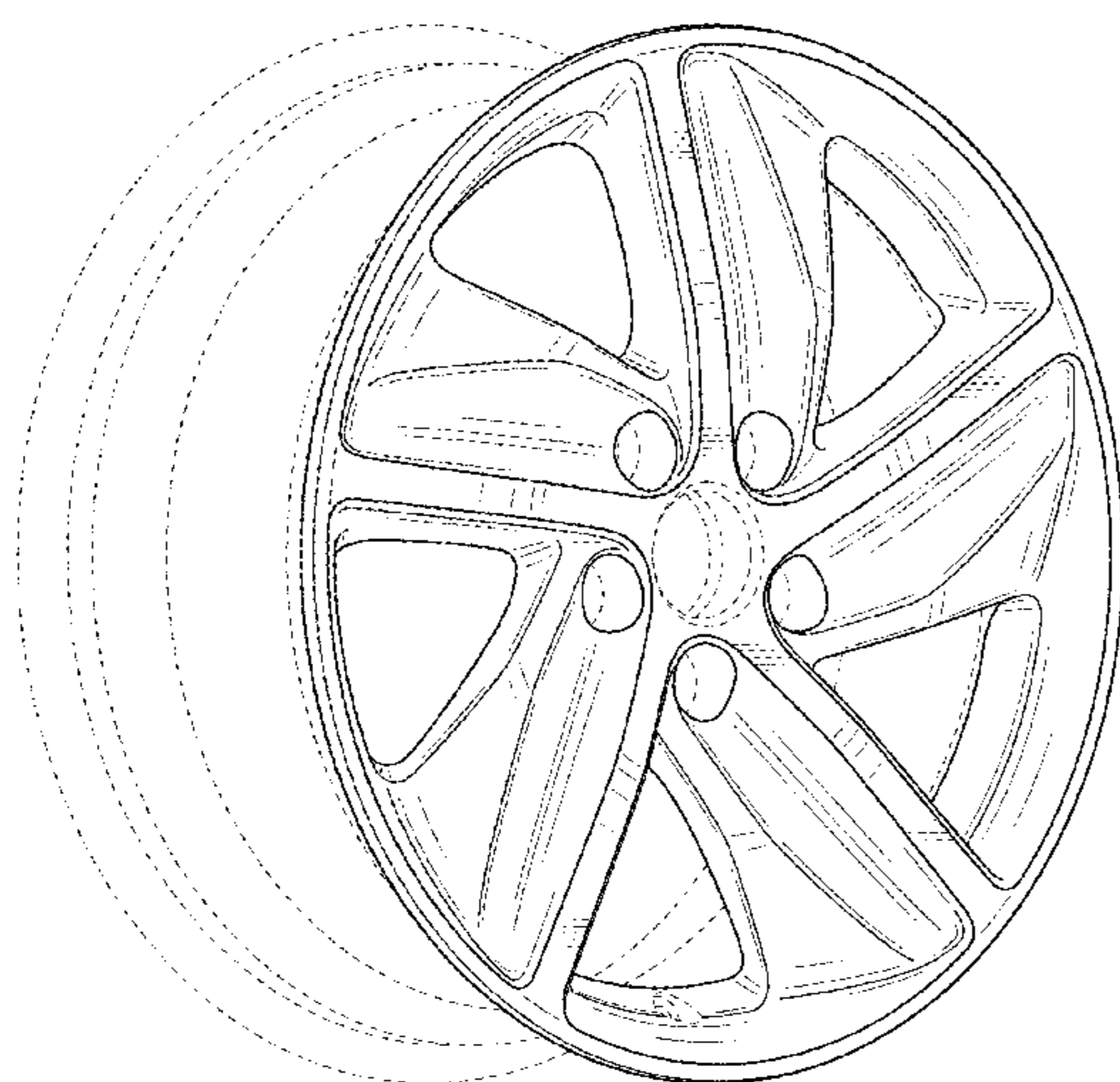


FIG. 1




FIG. 2

