



US00D841551S

(12) **United States Design Patent**  
**Kanai**

(10) **Patent No.:** **US D841,551 S**

(45) **Date of Patent:** **\*\* Feb. 26, 2019**

(54) **WHEEL FOR AN AUTOMOBILE**

(71) Applicant: **HONDA MOTOR CO., LTD.**, Tokyo (JP)

(72) Inventor: **Norishige Kanai**, Wako (JP)

(73) Assignee: **HONDA MOTOR CO., LTD.**, Tokyo (JP)

(\*\*) Term: **15 Years**

(21) Appl. No.: **29/602,155**

(22) Filed: **Apr. 28, 2017**

(30) **Foreign Application Priority Data**

Nov. 4, 2016 (JP) ..... 2016-024014

(51) **LOC (11) Cl.** ..... **12-16**

(52) **U.S. Cl.**  
USPC ..... **D12/209**

(58) **Field of Classification Search**  
USPC ..... D12/204–213; D21/533, 561, 563  
CPC .... B60B 7/00; B60B 7/02; B60B 7/04; B60B 7/06; B60B 3/02; B60B 3/04; B60B 3/06; B60B 3/10; B60B 1/00; B60B 1/08; B60B 1/10; B60B 1/12  
See application file for complete search history.

(56) **References Cited**

**U.S. PATENT DOCUMENTS**

D475,337 S \* 6/2003 Kataoka ..... D12/209  
D494,917 S \* 8/2004 Pollmann ..... D12/211

D506,967 S \* 7/2005 Kamimura ..... D12/211  
D513,727 S \* 1/2006 Gallert ..... D12/211  
D566,642 S \* 4/2008 Scheu ..... D12/211  
D568,800 S \* 5/2008 Huet ..... D12/211  
D617,716 S \* 6/2010 Lamm ..... D12/211  
D620,870 S \* 8/2010 Powell ..... D12/211  
D638,768 S \* 5/2011 Nissl ..... D12/211  
D643,795 S \* 8/2011 Nissl ..... D12/211  
D658,108 S \* 4/2012 Fetherston ..... D12/211  
D667,771 S \* 9/2012 Clottu ..... D12/211  
D670,635 S \* 11/2012 Pollmann ..... D12/211  
D671,472 S \* 11/2012 Pollmann ..... D12/209  
D707,172 S \* 6/2014 Chung ..... D12/211  
D788,681 S \* 6/2017 Juergens ..... D12/211  
D793,319 S \* 8/2017 Namba ..... D12/209  
D819,538 S \* 6/2018 Badstuebner ..... D12/211  
D828,268 S \* 9/2018 Nakamura ..... D12/209

\* cited by examiner

*Primary Examiner* — Sheryl Lane

*Assistant Examiner* — Calvin E Vansant

(74) *Attorney, Agent, or Firm* — Westerman, Hattori, Daniels & Adrian, LLP

(57) **CLAIM**

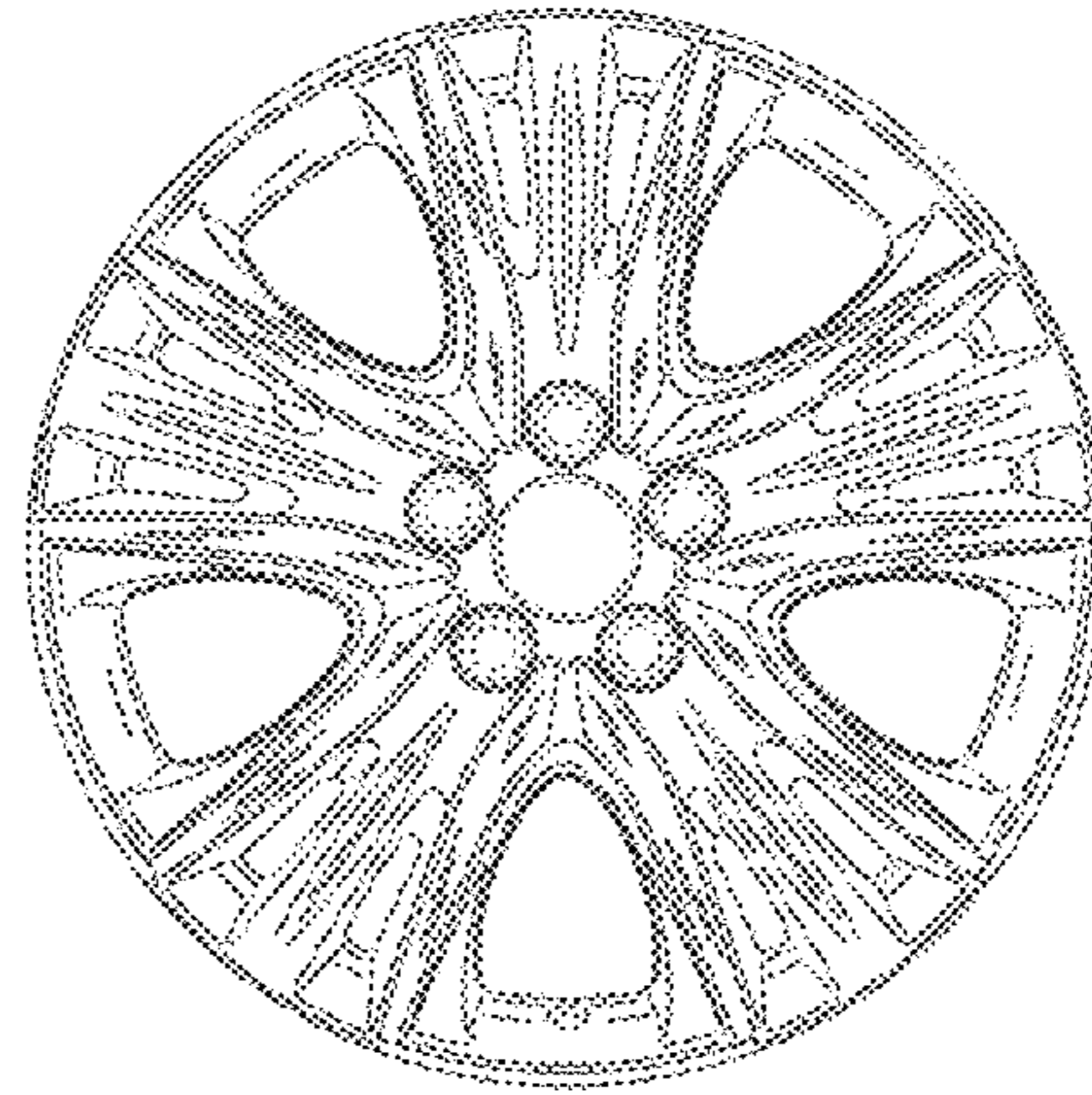
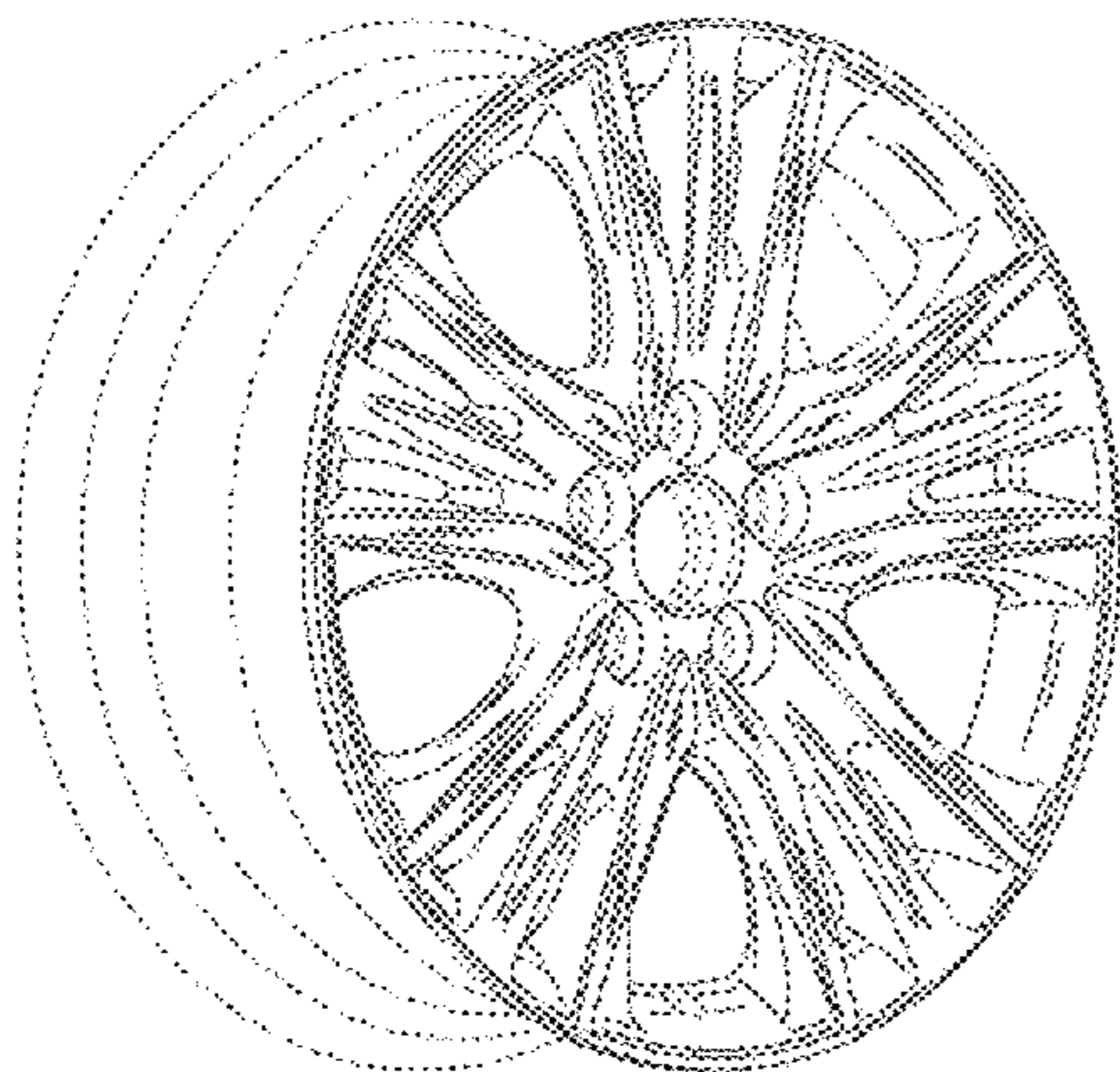
The ornamental design for a wheel for an automobile, as shown and described herein.

**DESCRIPTION**

FIG. 1 is a front perspective view thereof;  
FIG. 2 is an enlarged partial view; and,  
FIG. 3 is a front view.

The broken lines in the drawings illustrate portions of the wheel for an automobile that forms no part of the claimed design.

**1 Claim, 3 Drawing Sheets**



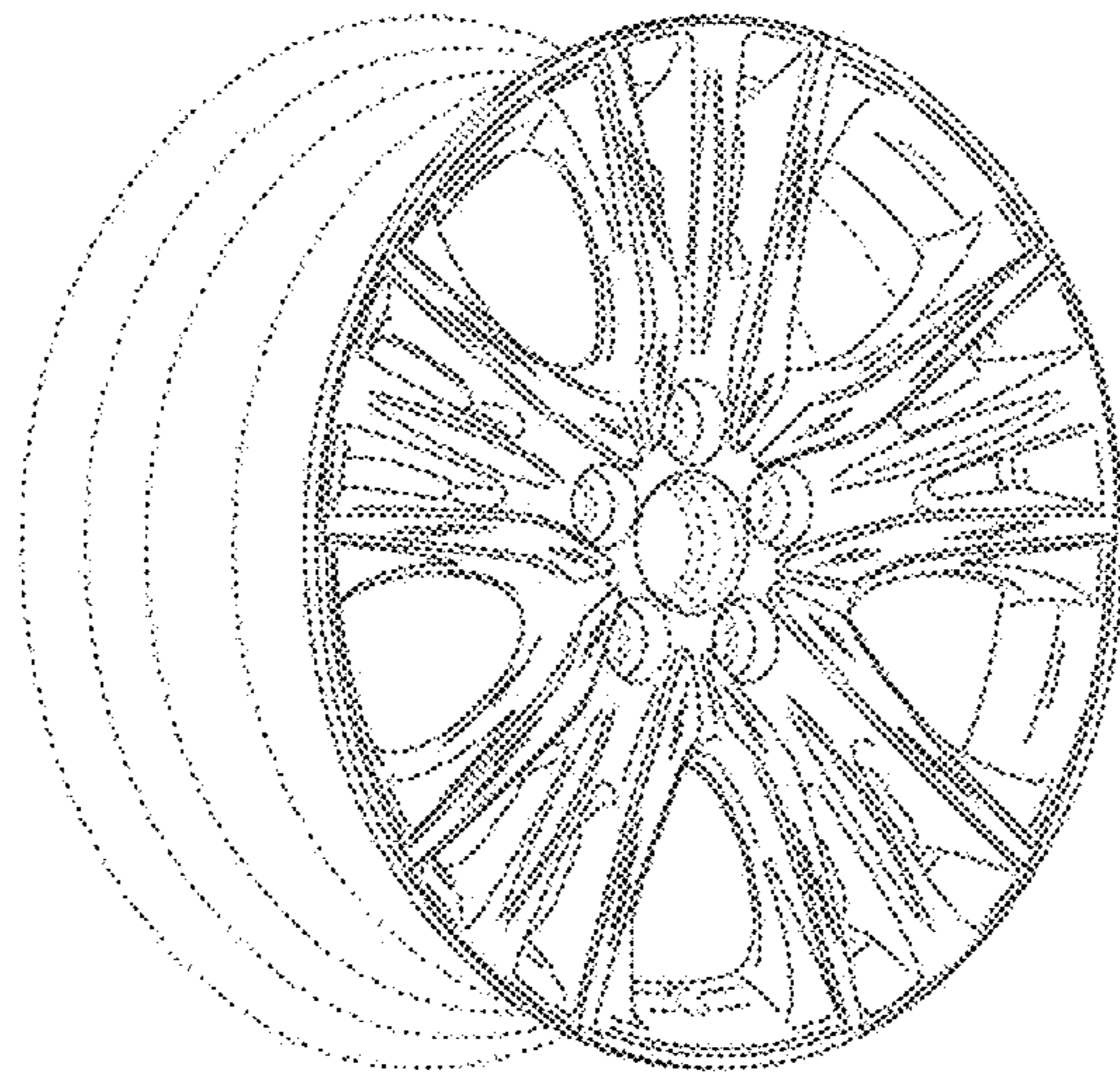


FIG. 1

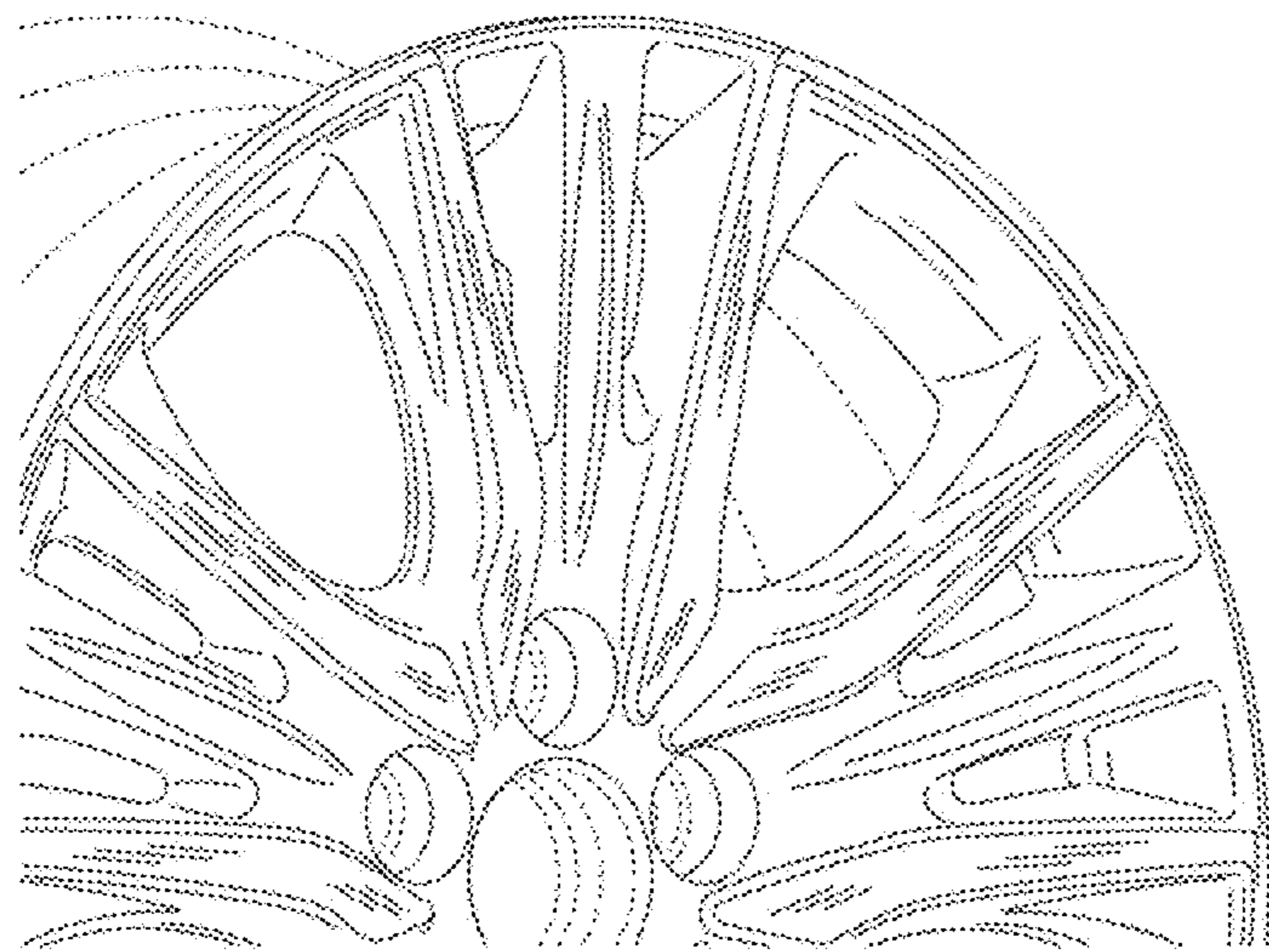


FIG. 2

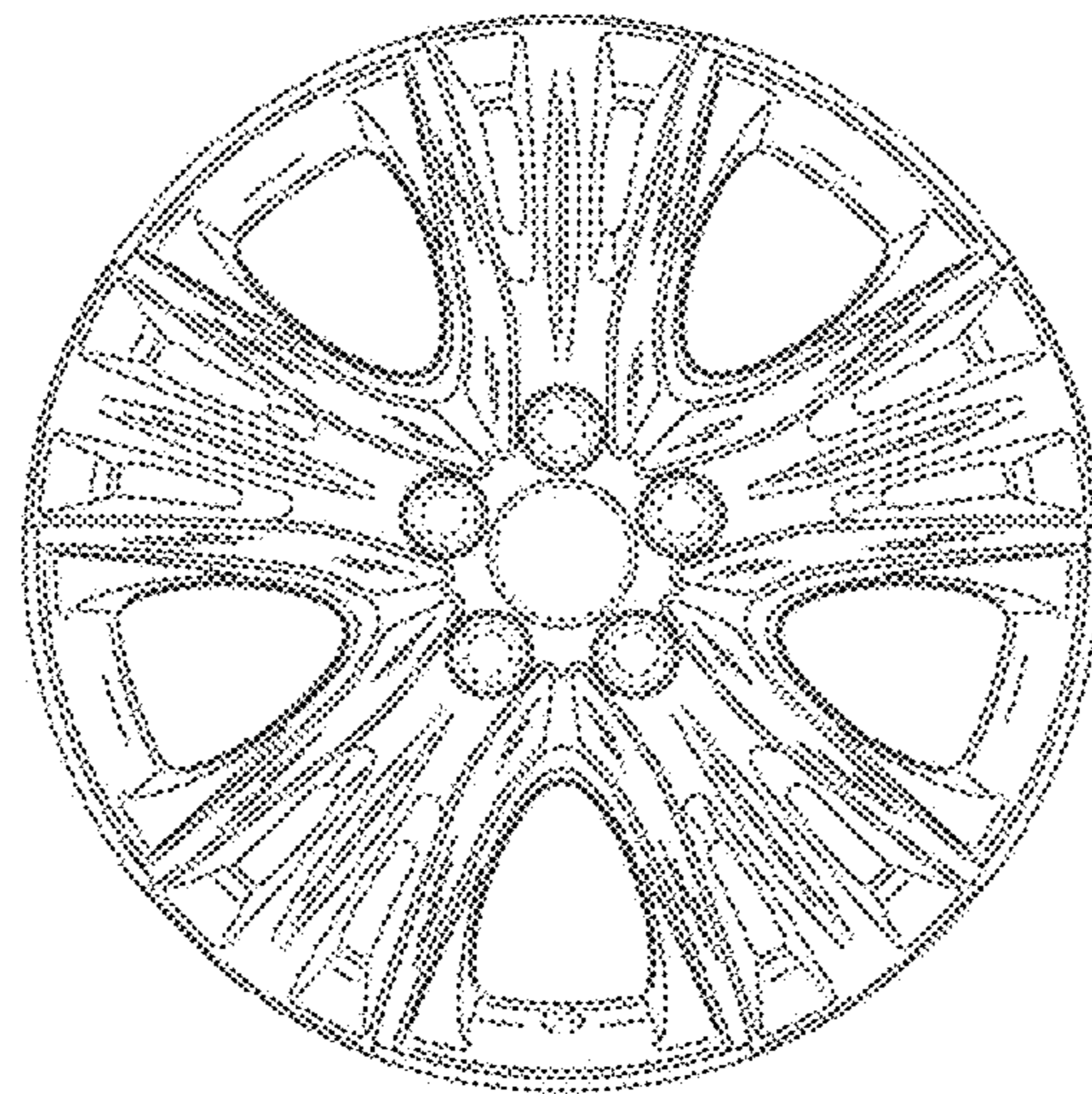


FIG. 3