



US00D841534S

(12) **United States Design Patent**
Leong

(10) **Patent No.:** **US D841,534 S**

(45) **Date of Patent:** **** Feb. 26, 2019**

(54) **REAR BUMPER FOR A VEHICLE**

D821,942 S * 4/2018 Peat D12/169
D823,745 S * 5/2018 Kawakami D12/169

(71) Applicant: **Ningbo Geely Automobile Research & Development Co., Ltd, Ningbo (CN)**

* cited by examiner

(72) Inventor: **Eric Leong, Gothenburg (SE)**

Primary Examiner — Melody N Brown

(73) Assignee: **NINGBO GEELY AUTOMOBILE RESEARCH & DEVELOPMENT CO., LTD., Ningbo (CN)**

(74) *Attorney, Agent, or Firm* — Lee & Hayes, P.C.

(**) Term: **15 Years**

(21) Appl. No.: **29/618,457**

(22) Filed: **Sep. 21, 2017**

(30) **Foreign Application Priority Data**

Mar. 22, 2017 (EM) 003816255

(51) **LOC (11) Cl.** **12-16**

(52) **U.S. Cl.**
USPC **D12/169**

(58) **Field of Classification Search**
USPC D12/169; 293/102, 113, 115, 117, 120;
296/180.1, 180.2
CPC B60R 19/02; B60R 19/04; B62D 25/08
See application file for complete search history.

(56) **References Cited**

U.S. PATENT DOCUMENTS

D760,629 S * 7/2016 Chung D12/169
D816,565 S * 4/2018 Perkins D12/169

(57) **CLAIM**

The ornamental design for a rear bumper for a vehicle, as shown and described.

DESCRIPTION

The patent or patent application file contains at least one drawing executed in color. Copies of this patent or patent application publication with color drawing(s) will be provided by the Office upon request and payment of the necessary fee.

FIG. 1 is a perspective view of a rear bumper for a vehicle showing my new design;

FIG. 2 is a front elevational view thereof;

FIG. 3 is a rear elevational view thereof;

FIG. 4 is a left side elevational view thereof;

FIG. 5 is a right side elevational view thereof;

FIG. 6 is a top plan view thereof; and,

FIG. 7 is a bottom plan view thereof.

The color shown on the claimed design forms no part thereof.

1 Claim, 7 Drawing Sheets
(7 of 7 Drawing Sheet(s) Filed in Color)






FIG. 1




FIG. 2




FIG. 3




FIG. 4




FIG. 5




FIG. 6

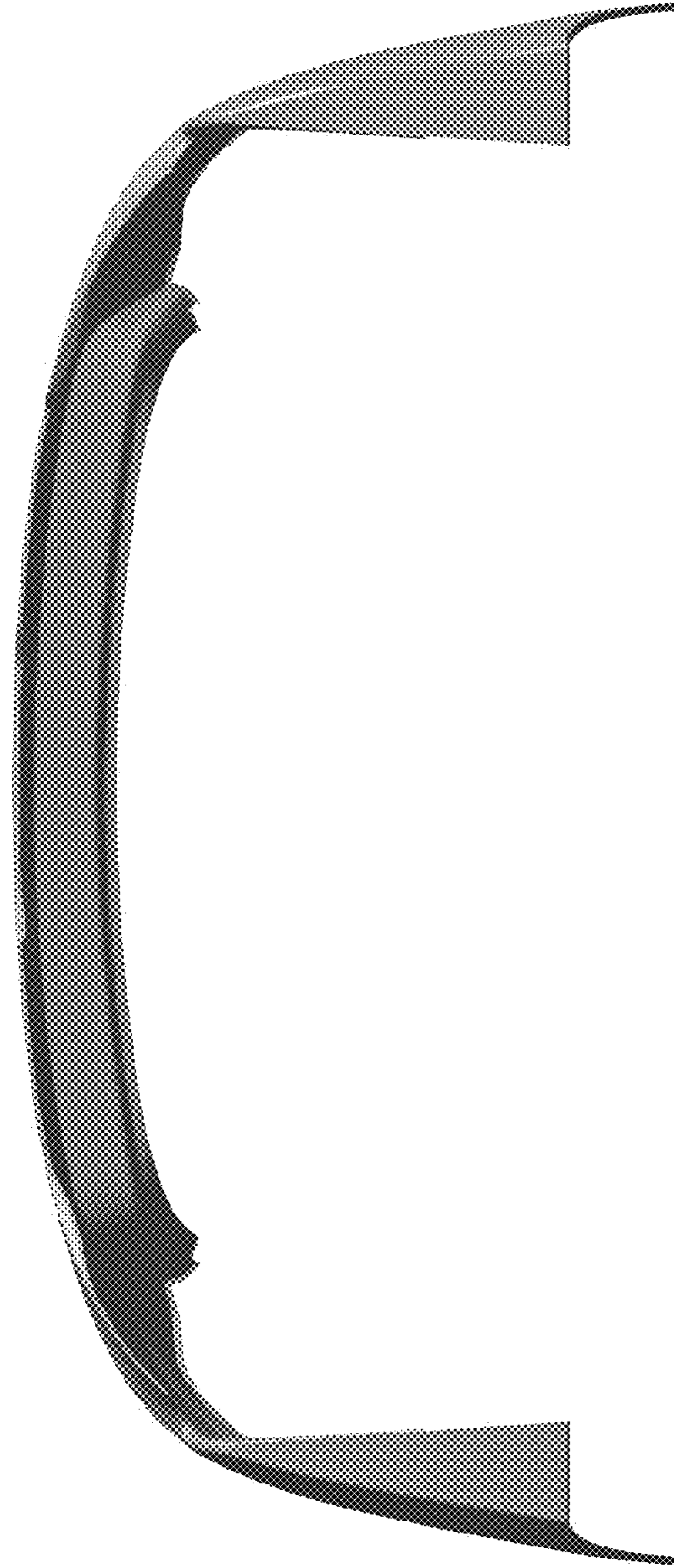


FIG. 7