

US00D841520S

(12) **United States Design Patent** (10) **Patent No.:** **US D841,520 S**  
**Smith** (45) **Date of Patent:** **\*\* Feb. 26, 2019**

(54) **VEHICLE**

(71) Applicant: **Jaguar Land Rover Limited**, Whitley, Coventry (GB)

(72) Inventor: **Luke Smith**, Coventry (GB)

(73) Assignee: **Jaguar Land Rover Limited**, Whitley, Coventry (GB)

(\*\*) Term: **15 Years**

(21) Appl. No.: **29/626,861**

(22) Filed: **Nov. 21, 2017**

(30) **Foreign Application Priority Data**

May 24, 2017 (EM) ..... 004016848

(51) **LOC (11) Cl.** ..... **12-08**

(52) **U.S. Cl.**  
USPC ..... **D12/92**

(58) **Field of Classification Search**  
USPC ..... D12/86, 90-92; D21/424, 433, 434;  
296/181.1-181.5, 183.1  
CPC ..... B62D 25/00; B62D 25/06; B62D 33/00;  
B62D 35/00  
See application file for complete search history.

(56) **References Cited**

**U.S. PATENT DOCUMENTS**

D686,535 S \* 7/2013 Van Braeckel ..... D12/92  
D700,544 S \* 3/2014 Ramaciotti ..... D12/92  
D704,101 S \* 5/2014 Beaven ..... D12/92  
D705,129 S \* 5/2014 Badstuebner ..... D12/91  
D706,174 S \* 6/2014 Garand ..... D12/92  
D711,287 S \* 8/2014 Butterworth ..... D12/92  
D711,288 S \* 8/2014 Butterworth ..... D12/92  
D718,662 S \* 12/2014 Ishizuka ..... D12/92

D719,878 S \* 12/2014 Webber ..... D12/92  
D726,074 S \* 4/2015 Beaven ..... D12/92  
D740,177 S \* 10/2015 Callum ..... D12/92  
D748,535 S \* 2/2016 Hatton ..... D12/92  
D758,921 S \* 6/2016 Hatton ..... D12/92  
D793,908 S \* 8/2017 Hatton ..... D12/92  
D800,021 S \* 10/2017 Hagino ..... D12/92  
D801,872 S \* 11/2017 Buck ..... D12/92  
D811,943 S \* 3/2018 Peat ..... D12/92  
D813,100 S \* 3/2018 Hatton ..... D12/92  
D823,168 S \* 7/2018 Bischoff ..... D12/92

\* cited by examiner

*Primary Examiner* — Melody N Brown

(74) *Attorney, Agent, or Firm* — Wood Herron & Evans LLP

(57) **CLAIM**


The ornamental design for a vehicle, as shown and described.

**DESCRIPTION**

FIG. 1 is a right, front perspective view of a vehicle showing my new design;  
FIG. 2 is a left, front perspective view thereof;  
FIG. 3 is a left, rear perspective view thereof;  
FIG. 4 is a right, rear perspective view thereof;  
FIG. 5 is a front view thereof;  
FIG. 6 is a rear view thereof;  
FIG. 7 is a left side view thereof;  
FIG. 8 is a right side view thereof; and,  
FIG. 9 is a top view thereof.

In various Figures, elements shown using broken lines (such as the wheels, the grille badge, the side mirrors, the top fin, the door handles in FIGS. 1-9, and the gas cap outline in FIGS. 2, 3 and 6) are included for the purpose of illustrating environment and form no part of the claimed design.

**1 Claim, 9 Drawing Sheets**





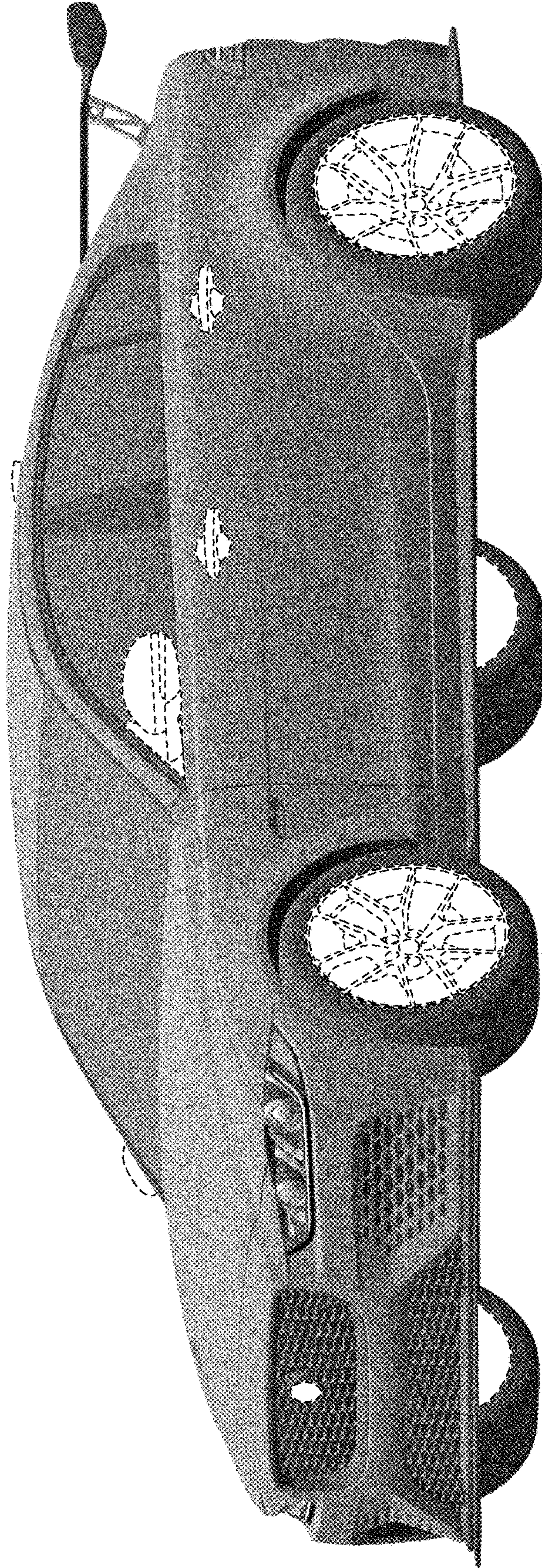


FIG. 1



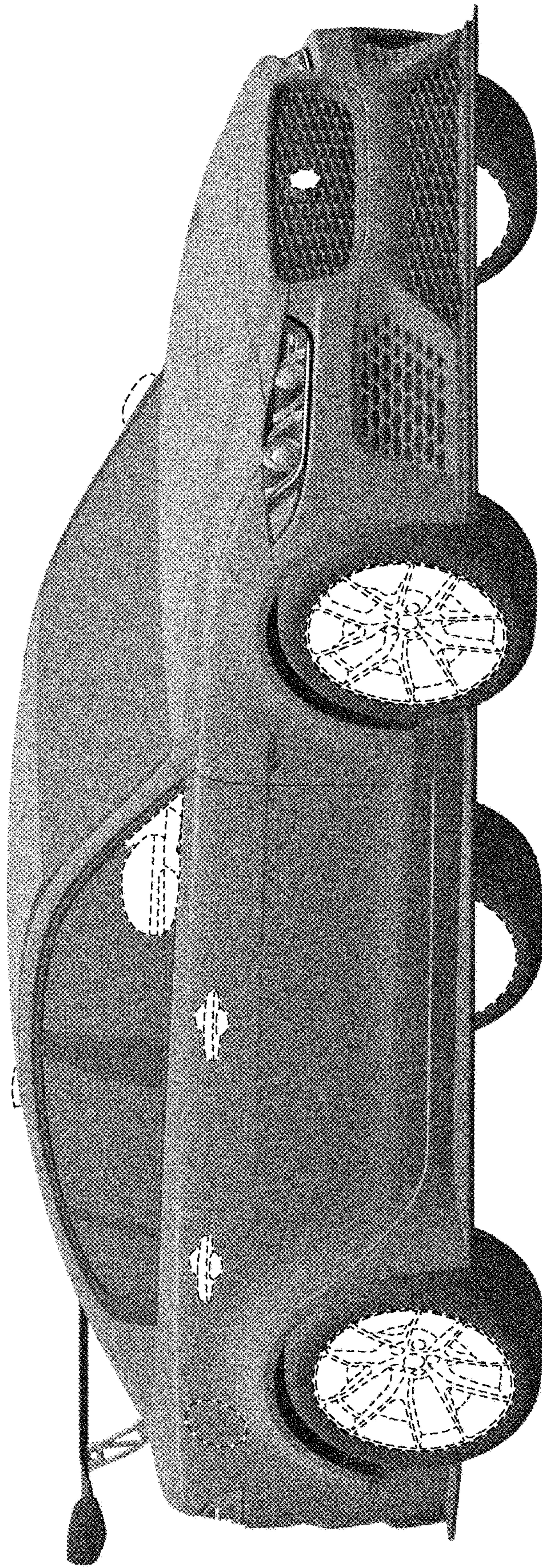


FIG. 2





FIG. 3






FIG. 4





FIG. 5





FIG. 6






FIG. 7



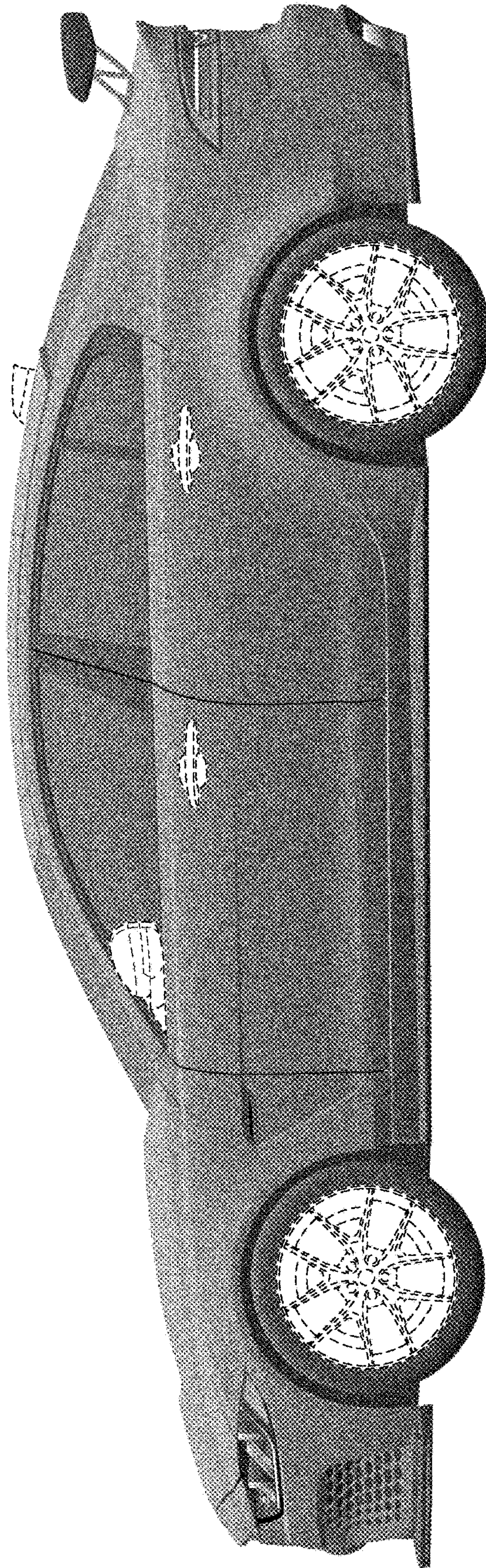


FIG. 8



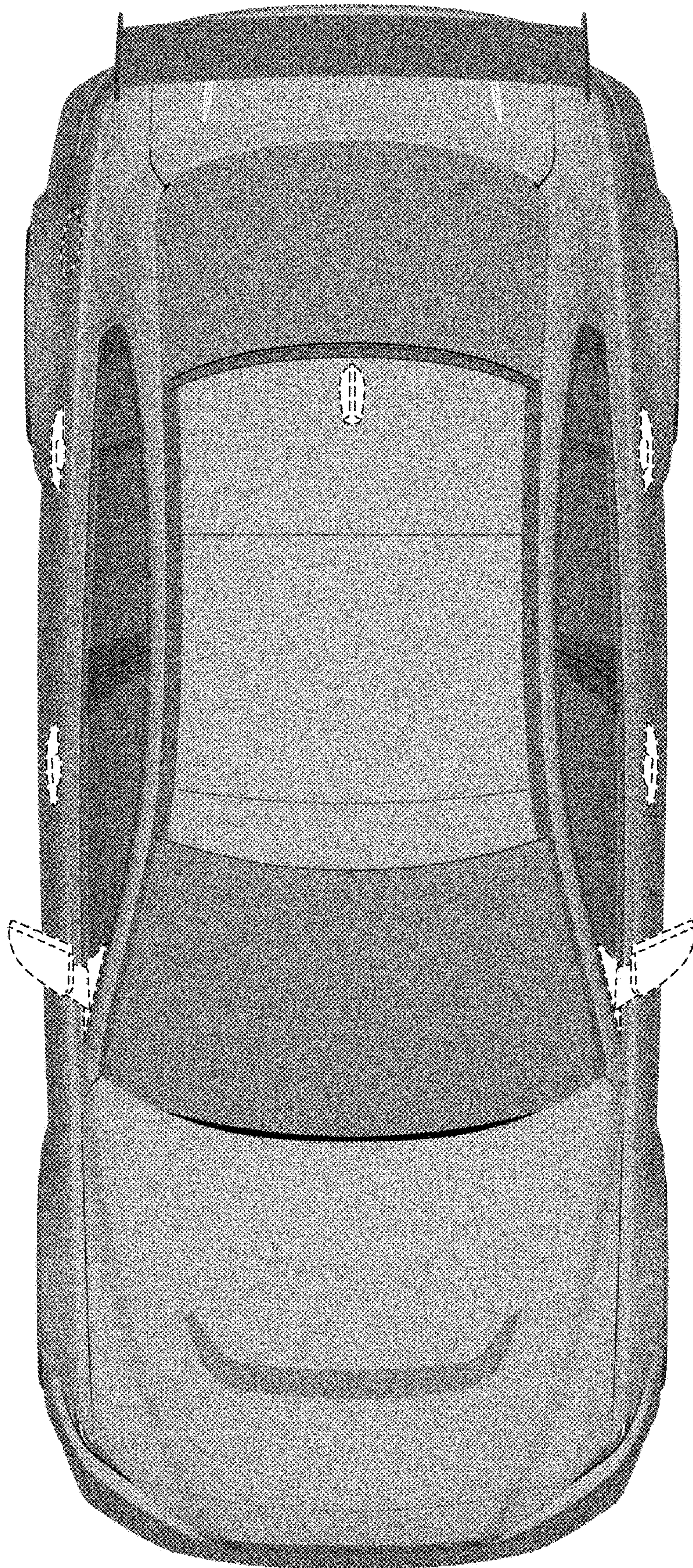


FIG. 9