



US00D841515S

(12) **United States Design Patent**
Dholakiya

(10) **Patent No.:** **US D841,515 S**

(45) **Date of Patent:** **** Feb. 26, 2019**

(54) **GEMSTONE**

(71) Applicant: **H.K. Designs Inc.**, New York, NY (US)

(72) Inventor: **Hasu Dholakiya**, New York, NY (US)

(73) Assignee: **H.K. DESIGNS INC.**, New York, NY (US)

(**) Term: **15 Years**

(21) Appl. No.: **29/638,100**

(22) Filed: **Feb. 23, 2018**

Related U.S. Application Data

(62) Division of application No. 29/578,989, filed on Sep. 27, 2016, now Pat. No. Des. 824,796.

(51) **LOC (11) Cl.** **11-01**

(52) **U.S. Cl.**
USPC **D11/90**

(58) **Field of Classification Search**
USPC D11/1-2, 26-29, 89-92; 63/26-28, 32
CPC A44C 17/00; A44C 17/01; A44C 17/005;
A44C 17/007; A44C 17/008
See application file for complete search history.

(56) **References Cited**

U.S. PATENT DOCUMENTS

D463,312 S	*	9/2002	Tolkowsky	D11/90
D516,939 S		3/2006	Hodara		
D525,902 S	*	8/2006	Dholakiya	D11/90
D544,391 S	*	6/2007	Winkler	D11/90
D546,234 S		7/2007	Botha		
D547,691 S	*	7/2007	Hodara	D11/90
D582,816 S		10/2008	Yuan		
D581,829 S	*	12/2008	Hodara	D11/90
D583,703 S	*	12/2008	Yuan	D11/90
D591,638 S	*	5/2009	Hodara	D11/90

D593,441 S	*	6/2009	Har	D11/90
D593,446 S		6/2009	Hodara		
D599,696 S	*	9/2009	Yuan	D11/90
D616,786 S	*	6/2010	Fakier	D11/90
D623,980 S	*	9/2010	Yu	D11/90
D632,995 S		2/2011	Husar et al.		
D634,237 S		3/2011	Herskovitz		
D635,886 S	*	4/2011	Torgeman	D11/90
D639,202 S		6/2011	Gavin		
D642,955 S		8/2011	Kim		
D643,326 S		8/2011	Parikh		
D643,769 S		8/2011	Botha		
D661,617 S		6/2012	Siman-Tov		
D662,852 S		7/2012	Botha		
D676,350 S		2/2013	Jhaveri		
D688,970 S		9/2013	Rydlewicz		
D690,224 S	*	9/2013	Har	D11/90
D701,138 S	*	3/2014	Mehta	D11/90
D704,092 S	*	5/2014	Holloway	A44C 17/001
					D11/90
D726,067 S	*	4/2015	Patel	D11/90
D728,411 S		5/2015	Shah		
D736,667 S		8/2015	Asscher		

(Continued)

Primary Examiner — Ralf Seifert

(74) *Attorney, Agent, or Firm* — Ostrolenk Faber LLP

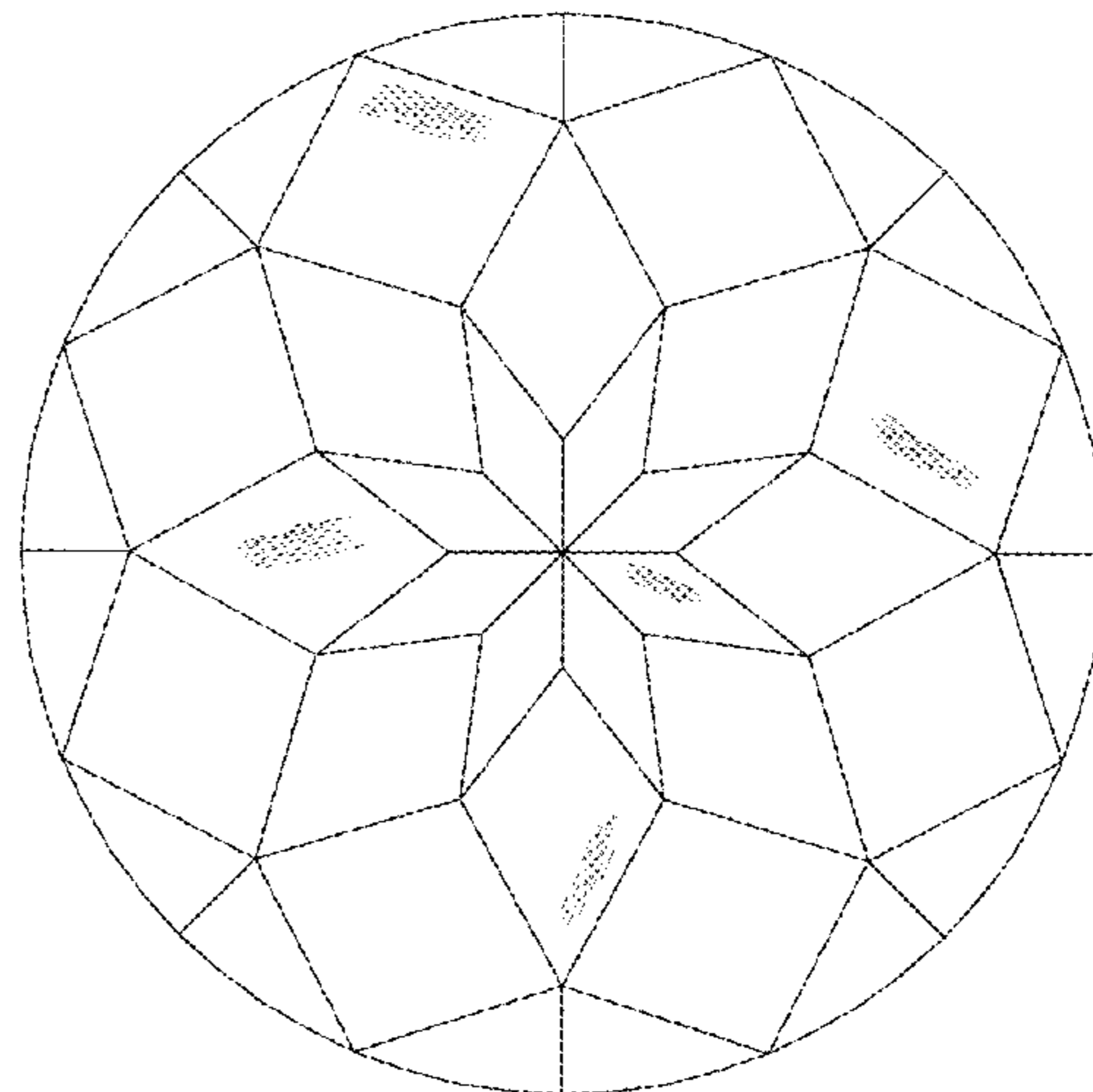
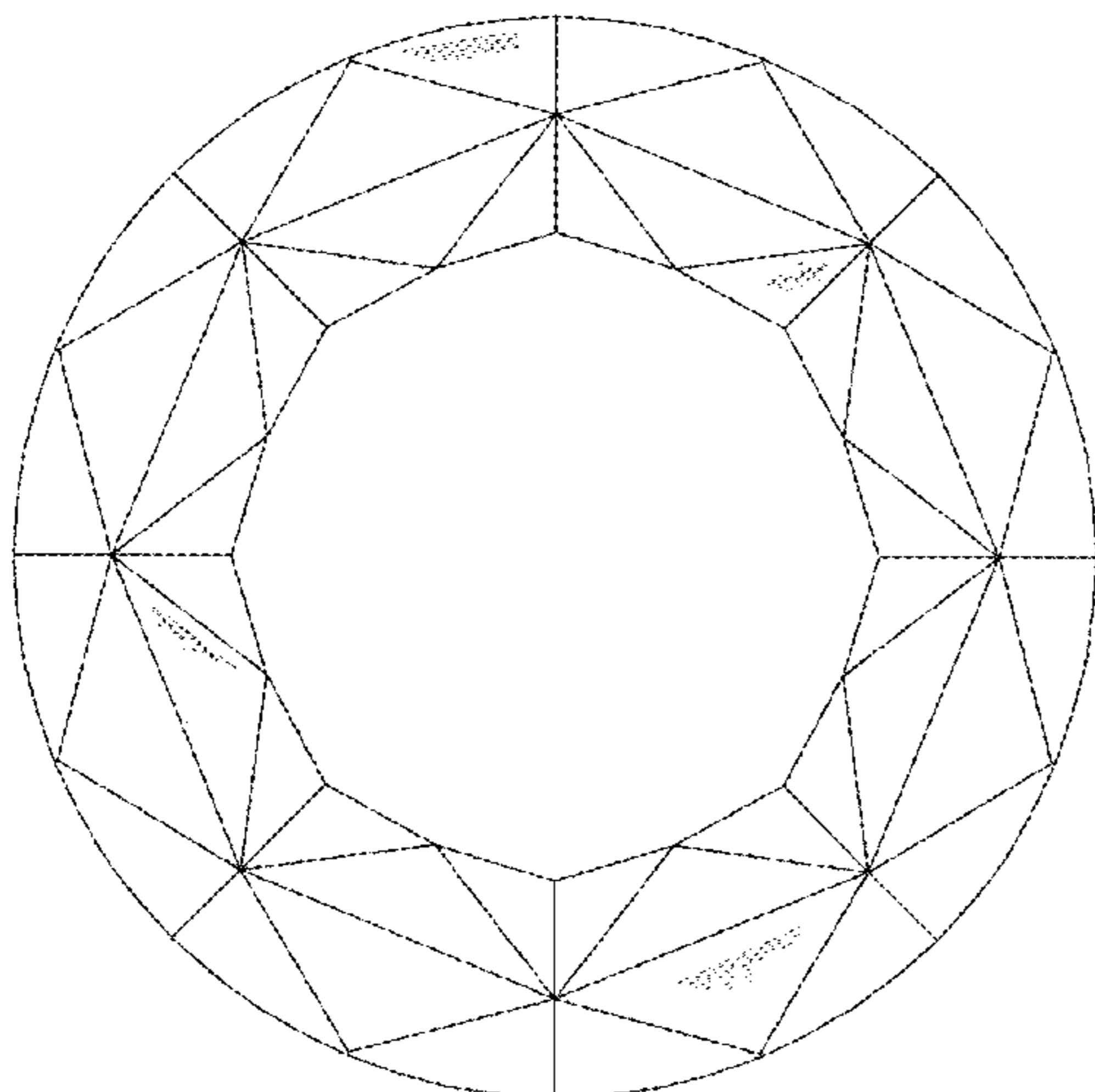
(57) **CLAIM**

The ornamental design for a gemstone, as shown and described.

DESCRIPTION

FIG. 1 is a perspective of a gemstone showing my new design;
FIG. 2 is another perspective of the gemstone of FIG. 1, with the table tilted away from the viewer;
FIG. 3 is a top view of the gemstone of FIG. 1;
FIG. 4 is a bottom view of the gemstone of FIG. 1; and,
FIG. 5 is a side view of the gemstone of FIG. 1, with the opposed side view being symmetrical.

1 Claim, 5 Drawing Sheets



(56)

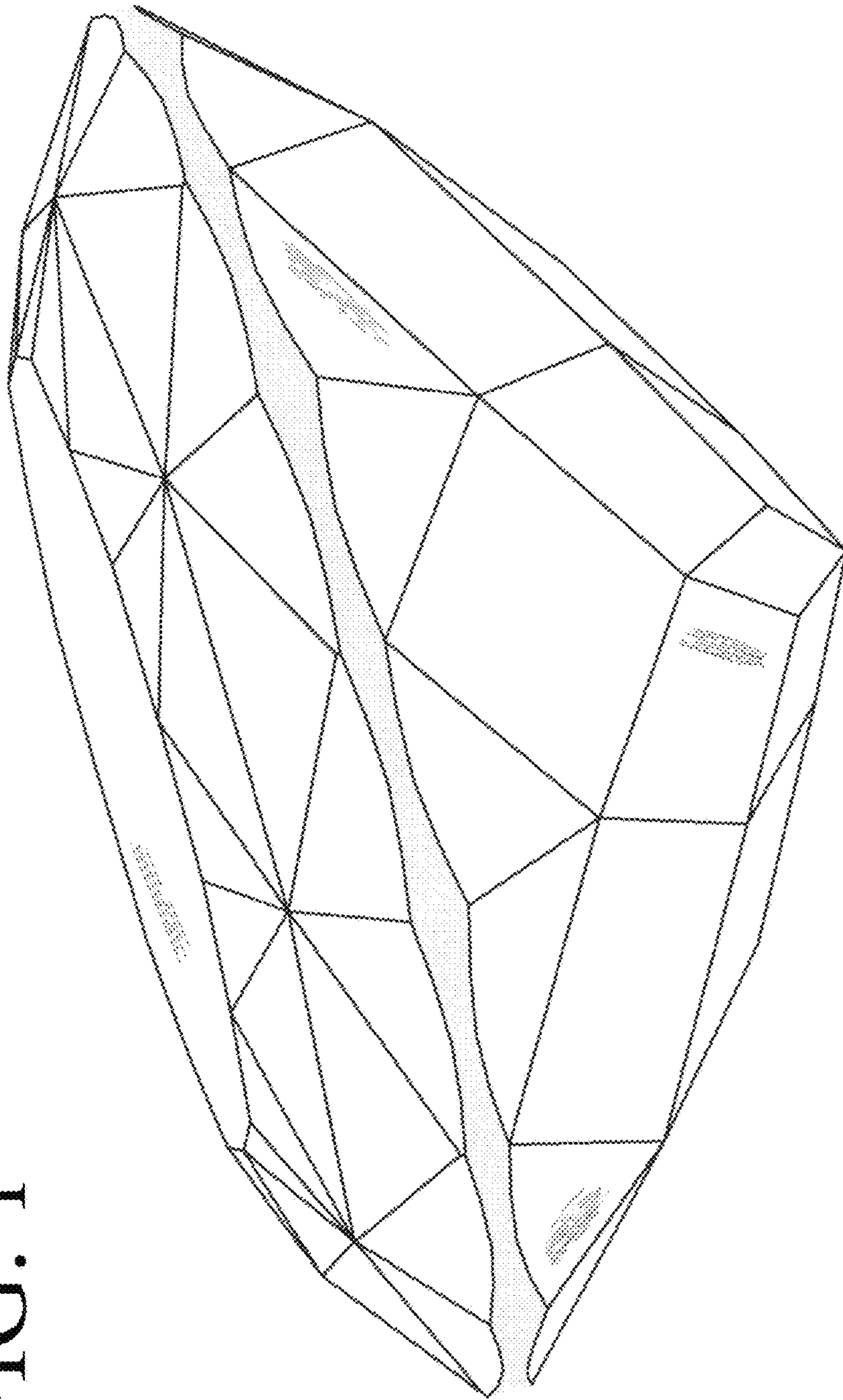
References Cited

U.S. PATENT DOCUMENTS

D738,254 S *	9/2015	Hakimian	D11/90
D765,539 S *	9/2016	Bhansali	D11/90
D786,125 S *	5/2017	Liang	D11/90
D788,632 S *	6/2017	Tannenbaum	D11/90
D792,269 S *	7/2017	Abulafia	D11/90
D795,126 S	8/2017	Yurman	
D807,776 S *	1/2018	Rana	D11/90
D812,517 S *	3/2018	Botha	D11/90
D813,714 S *	3/2018	Shah	D11/90
D814,339 S *	4/2018	Dholakiya	D11/90

* cited by examiner

FIG. 1



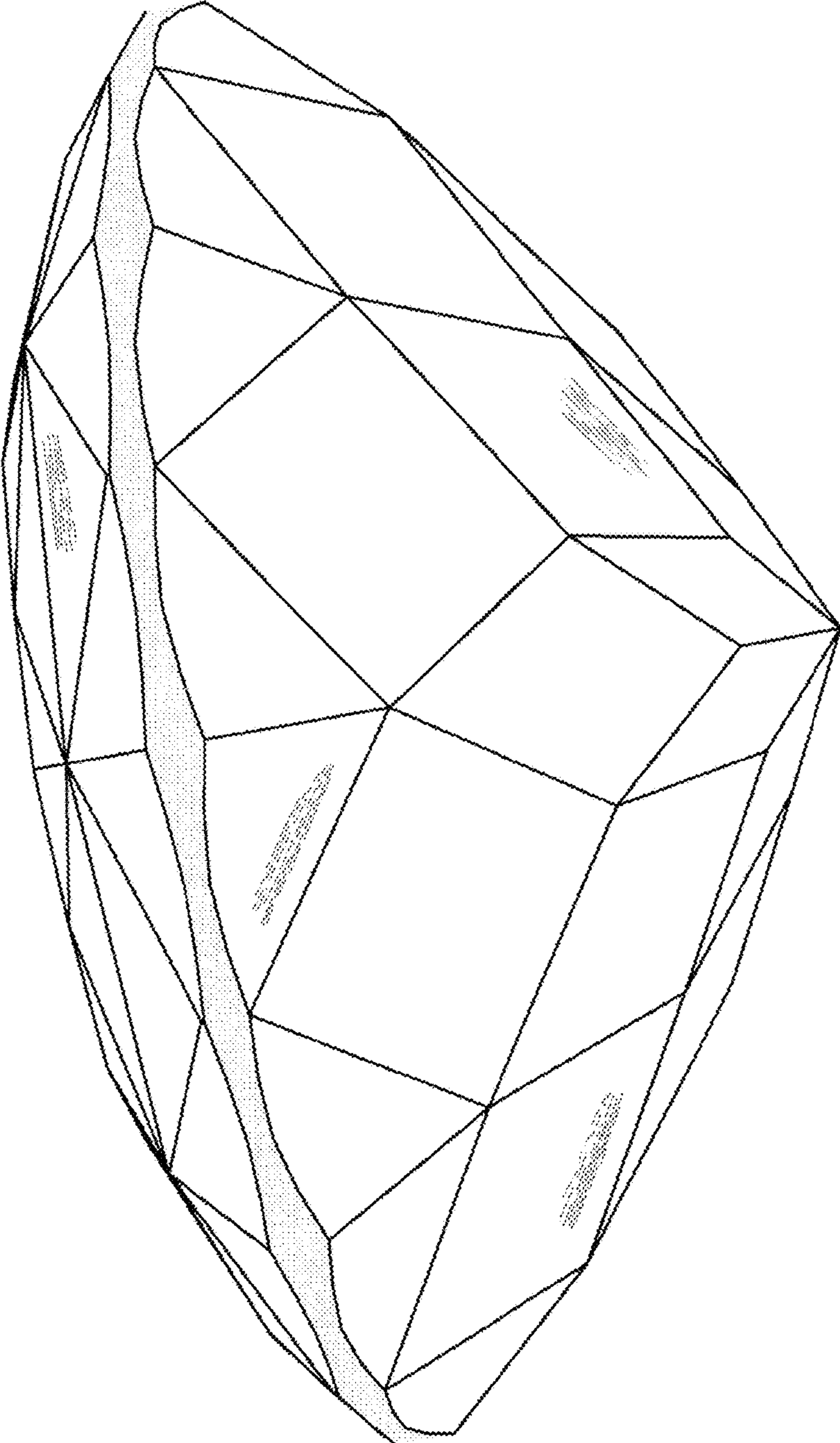


FIG. 2

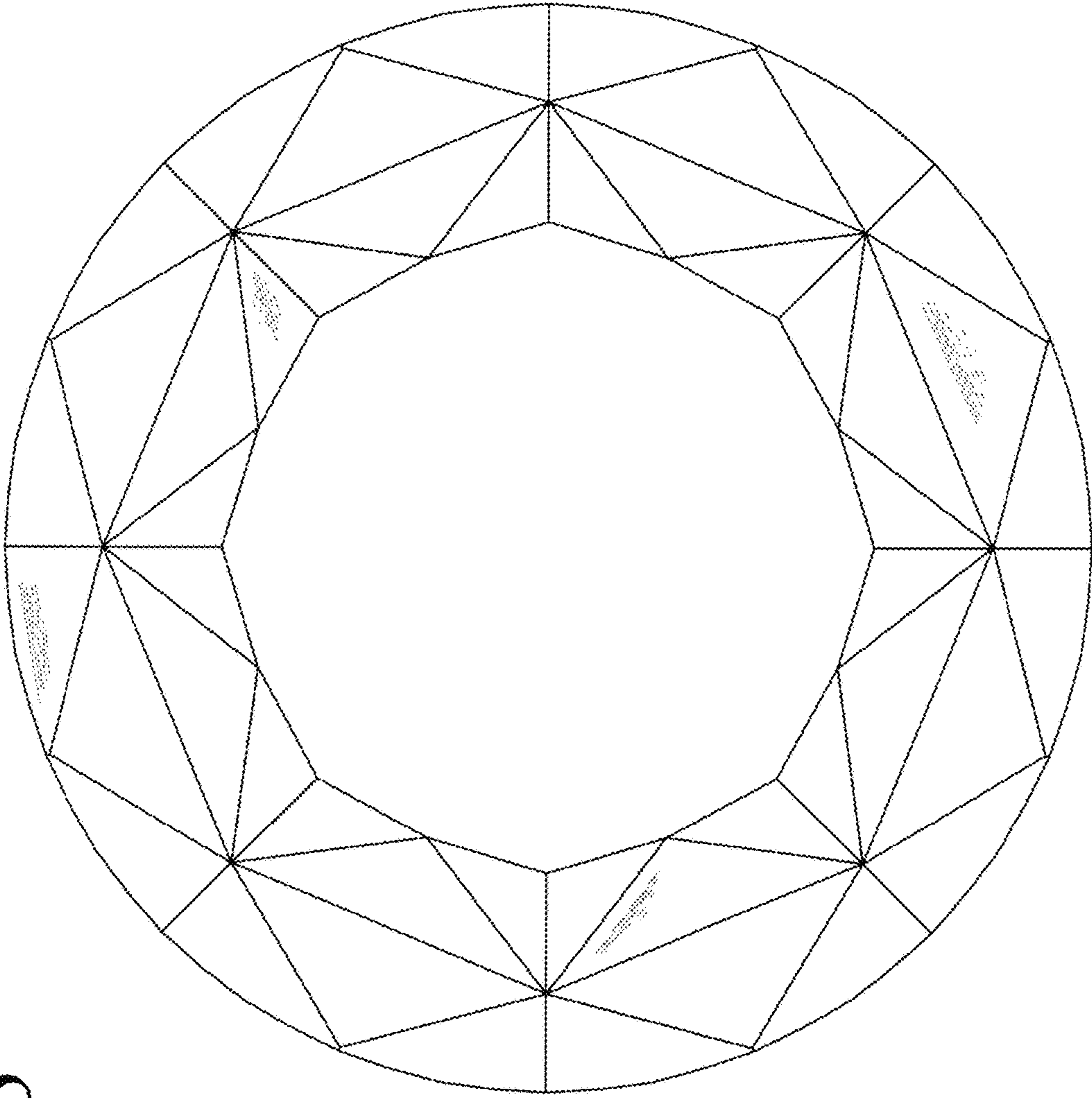


FIG. 3

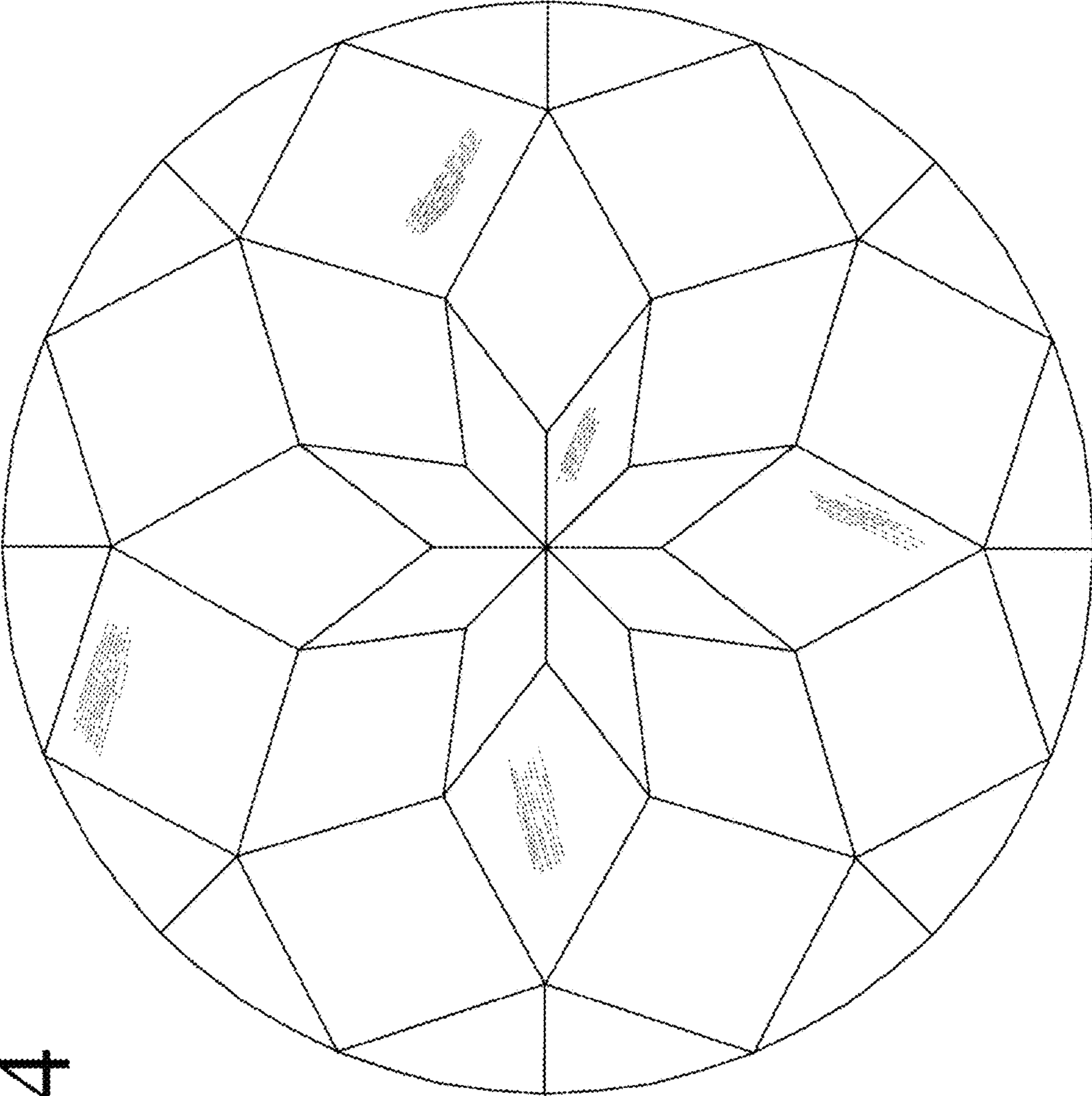


FIG. 4

FIG. 5

