



US00D841490S

(12) **United States Design Patent** (10) **Patent No.:** **US D841,490 S**  
**Boedhoe et al.** (45) **Date of Patent:** **\*\* Feb. 26, 2019**

(54) **SOIL MOISTURE SENSOR**

(71) Applicant: **Sensoterra BV**, Amsterdam (NL)  
 (72) Inventors: **Roché Boedhoe**, The Hauge (NL);  
**Eduard Zanen**, Oudeschild (NL)  
 (73) Assignee: **SENSOTERRA BV**, Amsterdam (NL)

(\*\*) Term: **15 Years**

(21) Appl. No.: **29/611,811**  
 (22) Filed: **Jul. 26, 2017**

(30) **Foreign Application Priority Data**

Mar. 28, 2017 (EM) ..... 003827625  
 (51) **LOC (11) Cl.** ..... **10-04**

(52) **U.S. Cl.**  
 USPC ..... **D10/56**

(58) **Field of Classification Search**

USPC ..... D10/56  
 CPC .... G01N 19/10; G01N 27/048; G01N 33/246;  
 G01N 33/24; G01N 27/223–27/225;  
 G01N 2033/243; G01N 2033/245; G01N  
 2033/248; G01N 15/08; G01N 15/0806;  
 G01N 2203/0623; G01N 2203/0617;  
 G01N 2203/06; G01N 2203/0605; G01N  
 2203/0641; G01N 2203/0647; G01N  
 2203/0658; G01N 33/241; G01R 27/14;  
 G01R 27/16; G01R 27/18; G01R 27/20;  
 G01R 27/205; G08B 21/00; G08B 21/20

See application file for complete search history.

(56) **References Cited**

U.S. PATENT DOCUMENTS

D374,182 S \* 10/1996 Lam ..... D10/56  
 7,559,243 B1 \* 7/2009 Hawkins ..... G01D 5/145  
 324/696  
 D756,249 S \* 5/2016 Xiao ..... D10/52

\* cited by examiner

*Primary Examiner* — Antoine Duval Davis

(74) *Attorney, Agent, or Firm* — Eleanor Yost; Carlton Fields Jordan Burt, PA


(57) **CLAIM**

The ornamental design for a soil moisture sensor, as shown and described.

**DESCRIPTION**

FIG. 1 is a perspective view of an embodiment of the design. FIG. 2 is a front view of an embodiment of the design. FIG. 3 is a rear view of an embodiment of the design. The rear view is a mirror image of the front view. FIG. 4 is a left side view of an embodiment of the design. FIG. 5 is a right side view of an embodiment of the design. The right side view is a mirror image of the left side view. FIG. 6 is a top view of an embodiment of the design; and, FIG. 7 is bottom view of an embodiment of the design. The stems are shown in broken lines for illustrative purposes only and form no part of the claimed design.

**1 Claim, 3 Drawing Sheets**






FIG. 1




FIG. 2

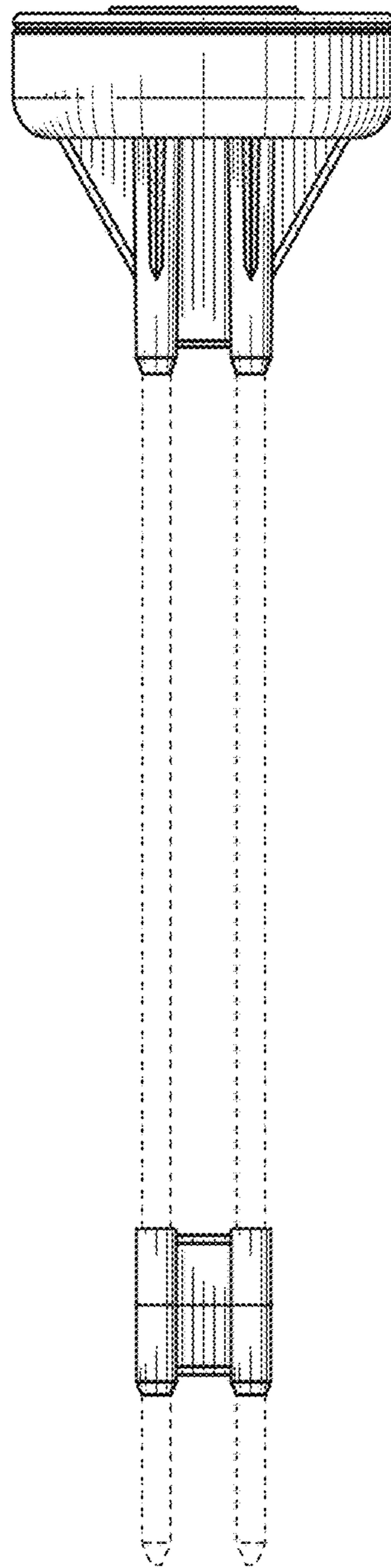


FIG. 3

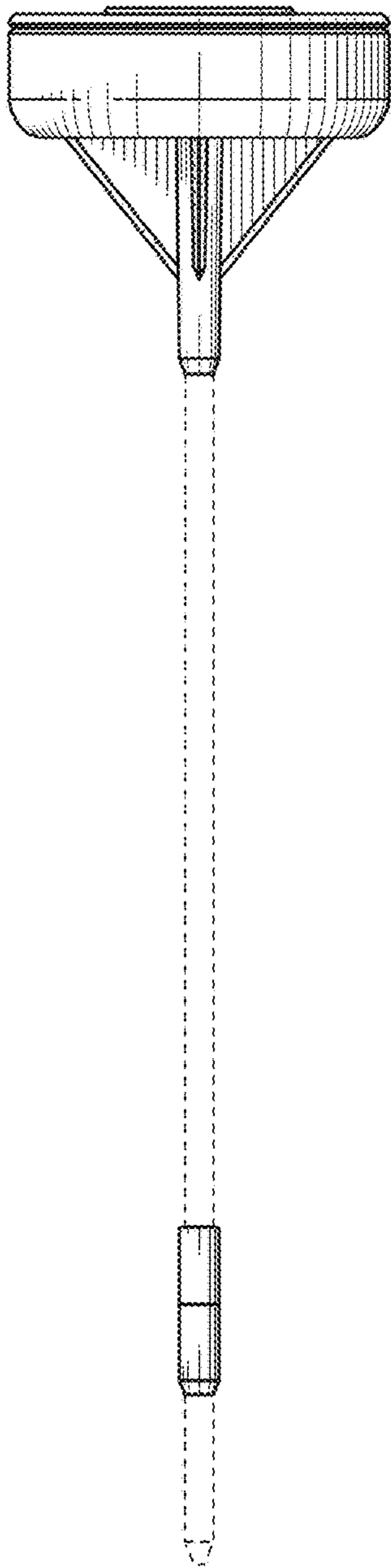


FIG. 4

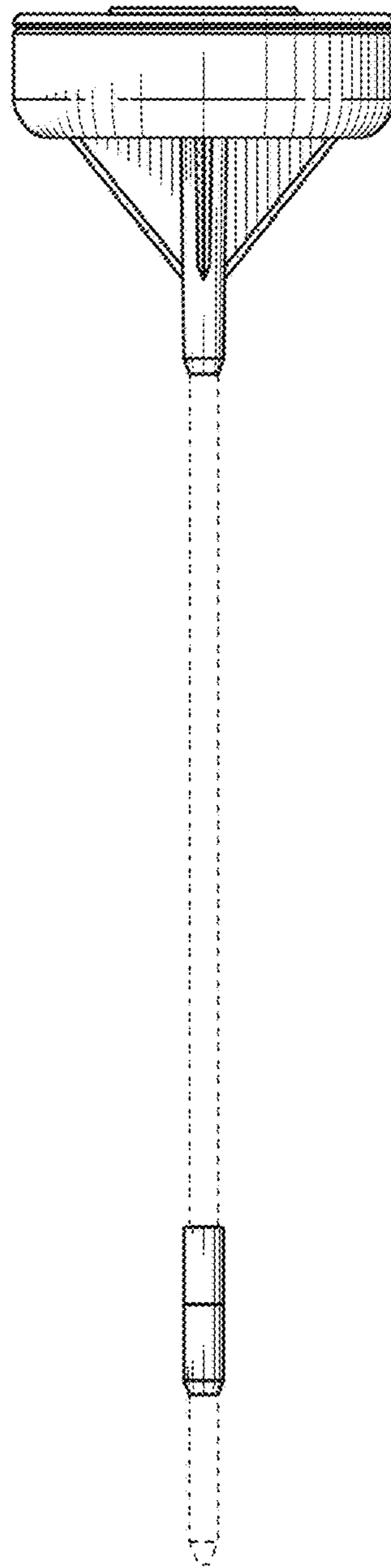


FIG. 5

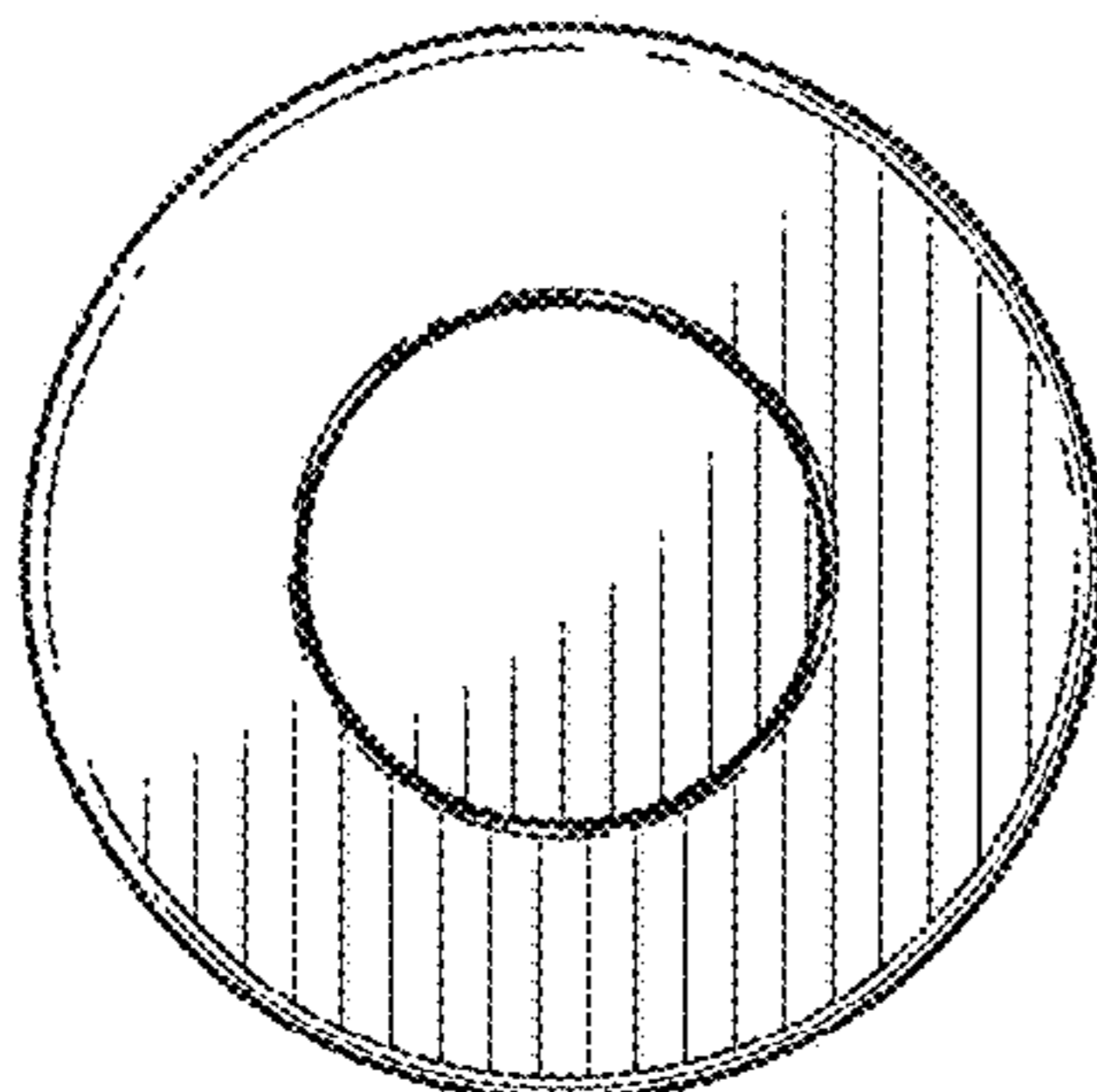


FIG. 6

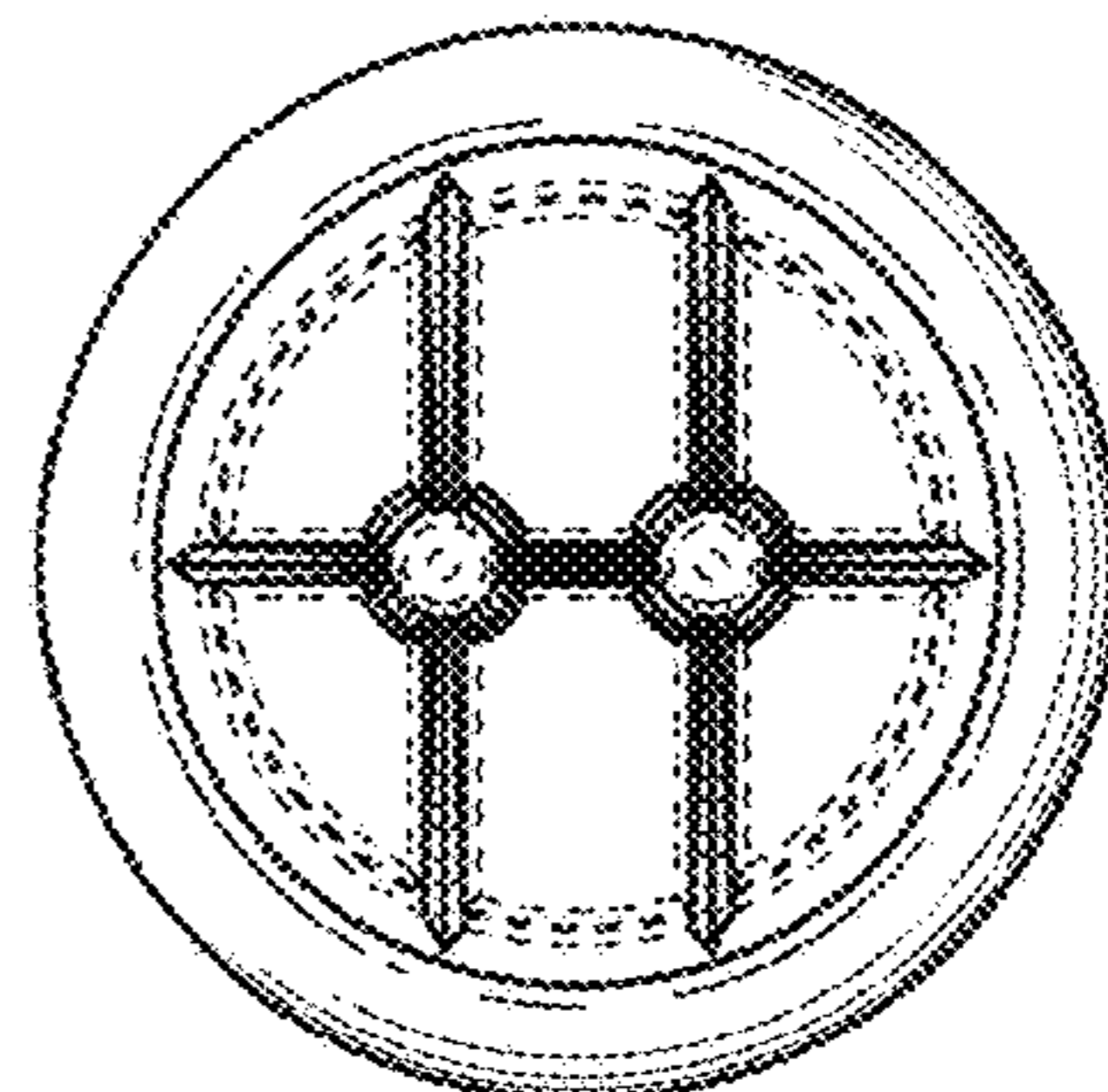


FIG. 7