



US00D841483S

(12) **United States Design Patent** (10) **Patent No.:** **US D841,483 S**
Turvey et al. (45) **Date of Patent:** **** Feb. 26, 2019**

(54) **SLIDER BAG**

222/92, 107, 215; 220/666; 211/85.15;
206/406, 811, 484, 260; 428/35.2;
D3/203.1, 203.2, 303; 24/415, 400,
24/381-383, 585.12, 419, 418; 2/265;
70/63-64, 67-69

(71) Applicant: **S.C. Johnson & Son, Inc.**, Racine, WI
(US)

(72) Inventors: **Robert R. Turvey**, Sanford, MI (US);
Lawrence C. Stanos, Midland, MI
(US); **Matthew N. Thurin**, Wauwatosa,
WI (US); **Bryan L. Ackerman**,
Freeland, MI (US); **John White**,
Roswell, GA (US); **Christina J.**
Korinda, Midland, MI (US); **Scott D.**
Tomatz, Franklin, WI (US); **Jim**
Strieter, Wind Lake, WI (US); **David**
P. Mather, Milwaukee, WI (US)

CPC A44B 19/00; A44B 19/02; A44B 19/04;
A44B 19/10; A44B 19/24; A44B 19/26;
A44B 19/30; B65D 85/00; B65D 33/00;
B65D 33/04; B65D 33/16; B65D 33/25
See application file for complete search history.

(73) Assignee: **S. C. Johnson & Son, Inc.**, Racine, WI
(US)

(**) Term: **15 Years**

(21) Appl. No.: **29/640,932**

(22) Filed: **Mar. 19, 2018**

Related U.S. Application Data

(60) Division of application No. 29/549,047, filed on Dec.
18, 2015, now Pat. No. Des. 815,957, which is a
continuation-in-part of application No. 14/744,724,
filed on Jun. 19, 2015, now Pat. No. 9,516,927, and a
continuation-in-part of application No. 14/744,742,
filed on Jun. 19, 2015, and a continuation-in-part of
application No. 14/744,556, filed on Jun. 19, 2015,
now Pat. No. 9,950,842.

(51) **LOC (11) Cl.** **09-05**

(52) **U.S. Cl.**
USPC **D9/705; 70/68**

(58) **Field of Classification Search**
USPC D9/702-714, 499, 443, 435, 434, 415;
D24/118, 121; 426/106; 383/61.1, 42,
383/119, 108, 103, 106, 120, 127, 64;

(56) **References Cited**

U.S. PATENT DOCUMENTS

D114,269 S 4/1939 Poux
D252,896 S 9/1979 Jovin
4,262,395 A 4/1981 Kosky
D325,547 S 4/1992 Saito et al.
5,924,173 A 7/1999 Dobreski
5,956,815 A 9/1999 Oconnor

(Continued)

Primary Examiner — Abraham Bahta

(57) **CLAIM**

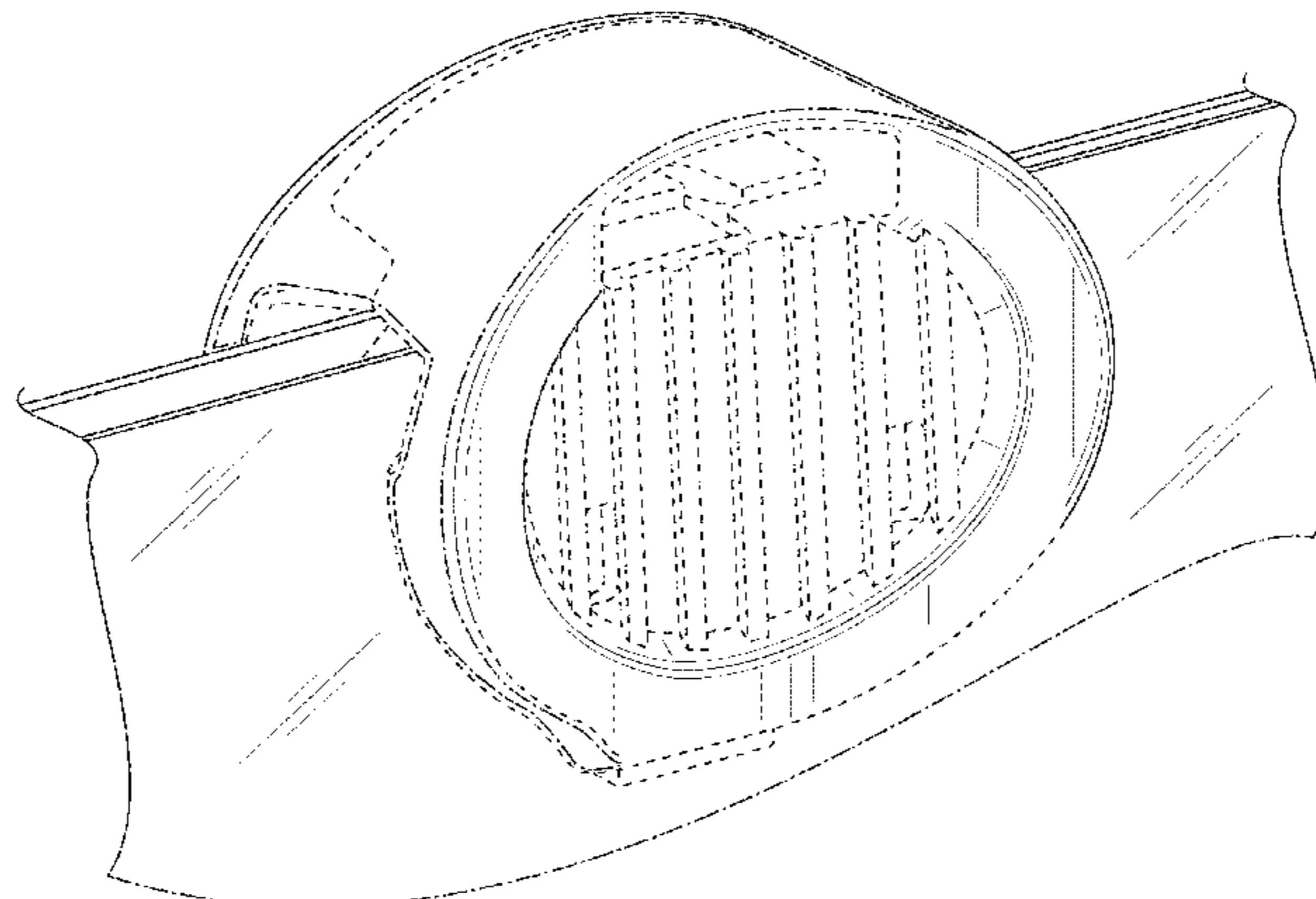
The ornamental design for a slider bag, as shown and
described.

DESCRIPTION

FIG. 1 is a top perspective view of the slider bag showing
our new design;
FIG. 2 is a front view thereof;
FIG. 3 is a rear view thereof;
FIG. 4 is a right side view thereof;
FIG. 5 is a left side view thereof;
FIG. 6 is a top view thereof; and,
FIG. 7 is a bottom view thereof.

The broken lines shown in the drawings illustrate portions of
the design that form no part of the claim. The dot-dash lines
show unclaimed boundaries and form no part of the claim.

1 Claim, 6 Drawing Sheets



(56)

References Cited

U.S. PATENT DOCUMENTS

D422,909	S	4/2000	Smith et al.	
D434,345	S	11/2000	Tomic	
D439,866	S	4/2001	Savicki et al.	
6,286,999	B1	9/2001	Cappel	
D467,523	S	12/2002	Lin	
D469,421	S	1/2003	Stickles et al.	
D475,655	S	6/2003	Savici, Sr.	
D479,467	S	9/2003	Buchman	
6,611,996	B2	9/2003	Blythe	
6,728,997	B1	5/2004	Savicki	
D490,706	S	6/2004	Smith et al.	
D498,176	S	11/2004	Ichikawa et al.	
D502,390	S	3/2005	Ouchi	
6,899,461	B2	5/2005	Kasai	
D511,480	S	11/2005	Buchman	
D512,909	S	12/2005	Buchman	
D517,948	S	3/2006	Schreiter	
D520,870	S *	5/2006	Withers	D9/434
D525,122	S	7/2006	Turvey	
D531,896	S	11/2006	Blythe	
7,188,394	B2	3/2007	Turvey	
D544,791	S *	6/2007	Buchman	D9/434
7,287,904	B2	10/2007	Withers	
7,946,004	B2	5/2011	Cameron	
D639,708	S	6/2011	Paik	
D682,157	S	5/2013	Ehrhardt	
D727,205	S	4/2015	Howell	
9,516,927	B2	12/2016	Turvey	
D815,957	S	4/2018	Turvey	
2006/0168777	A1	8/2006	Turvey et al.	

* cited by examiner

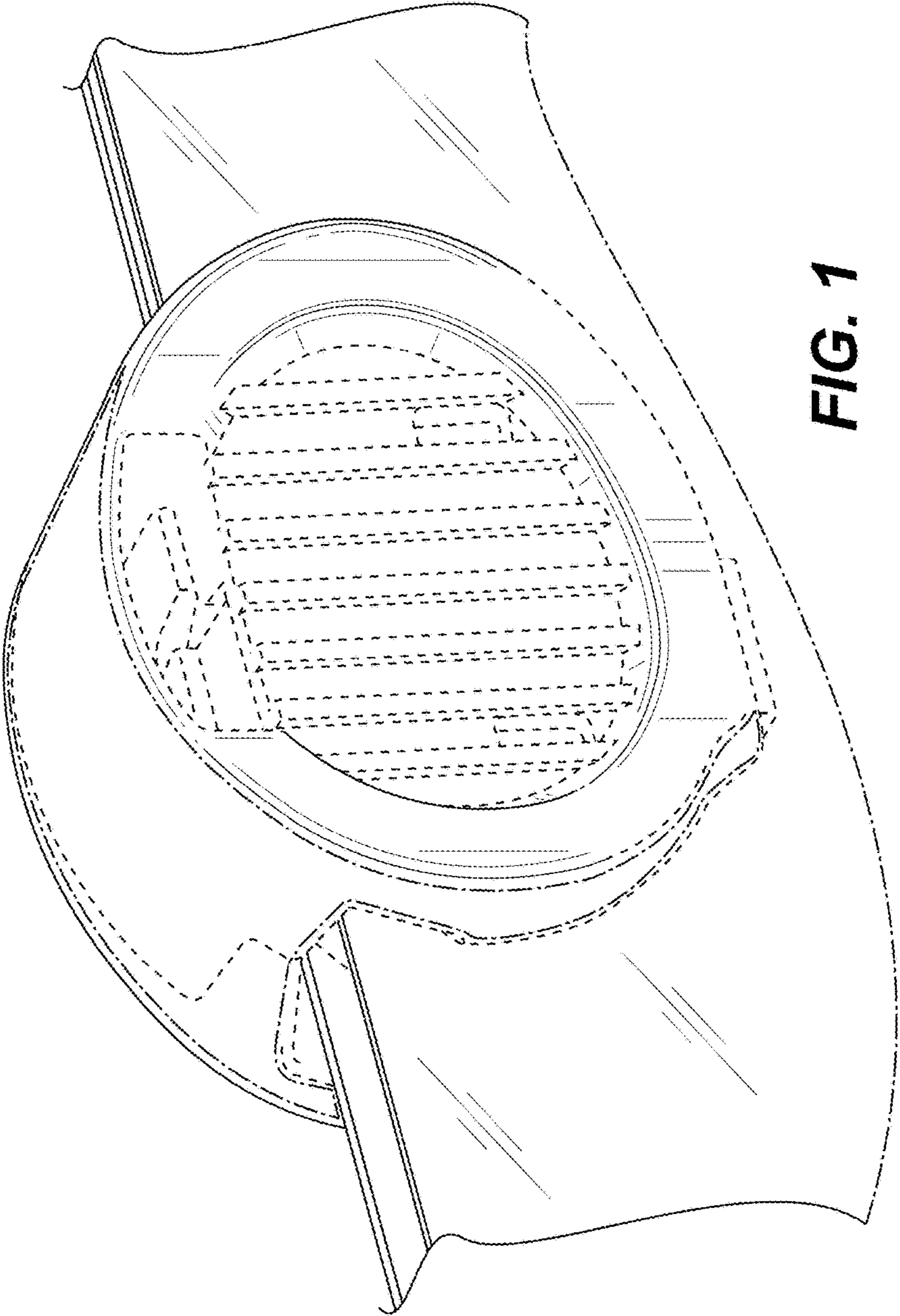


FIG. 1

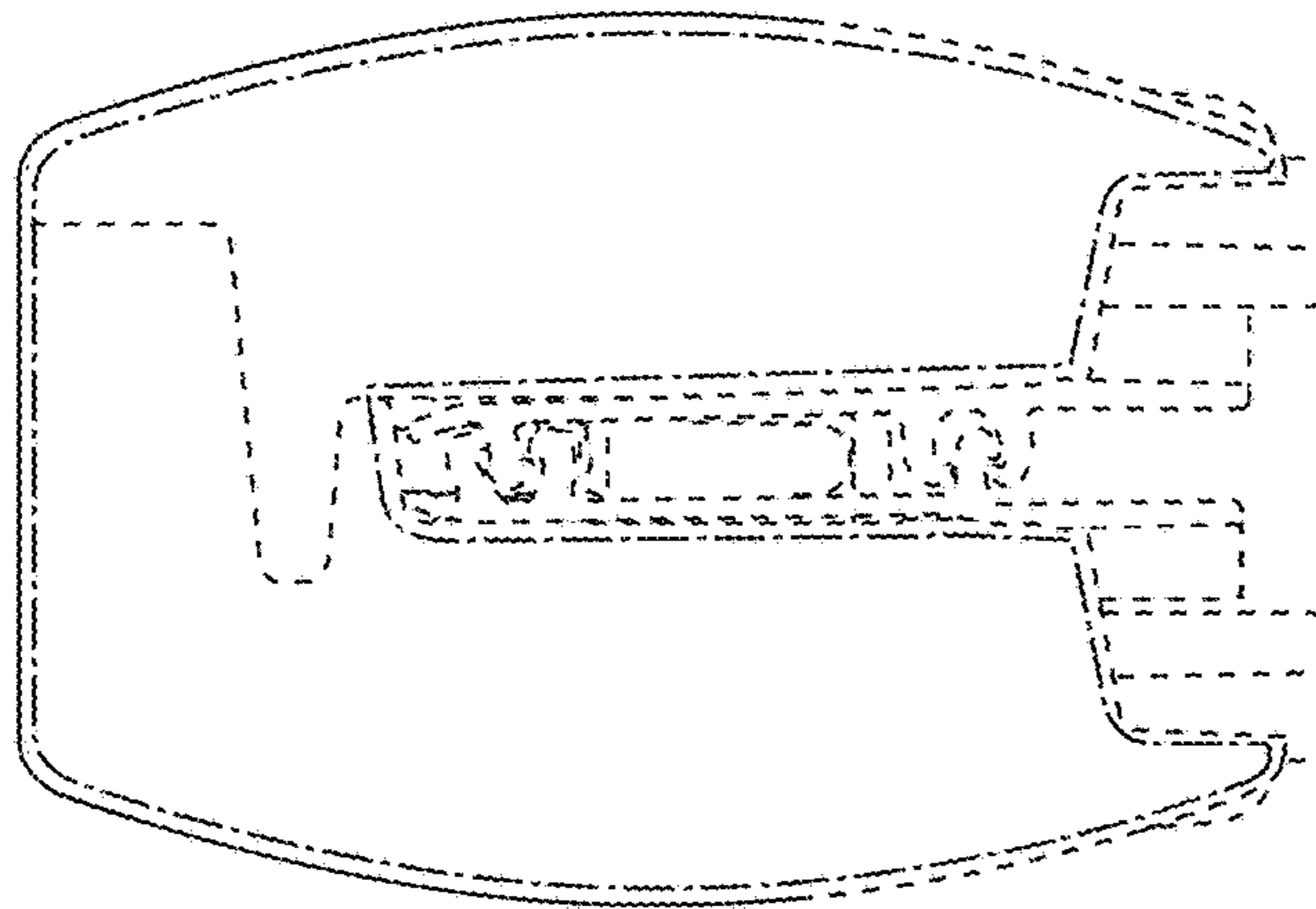


FIG. 3

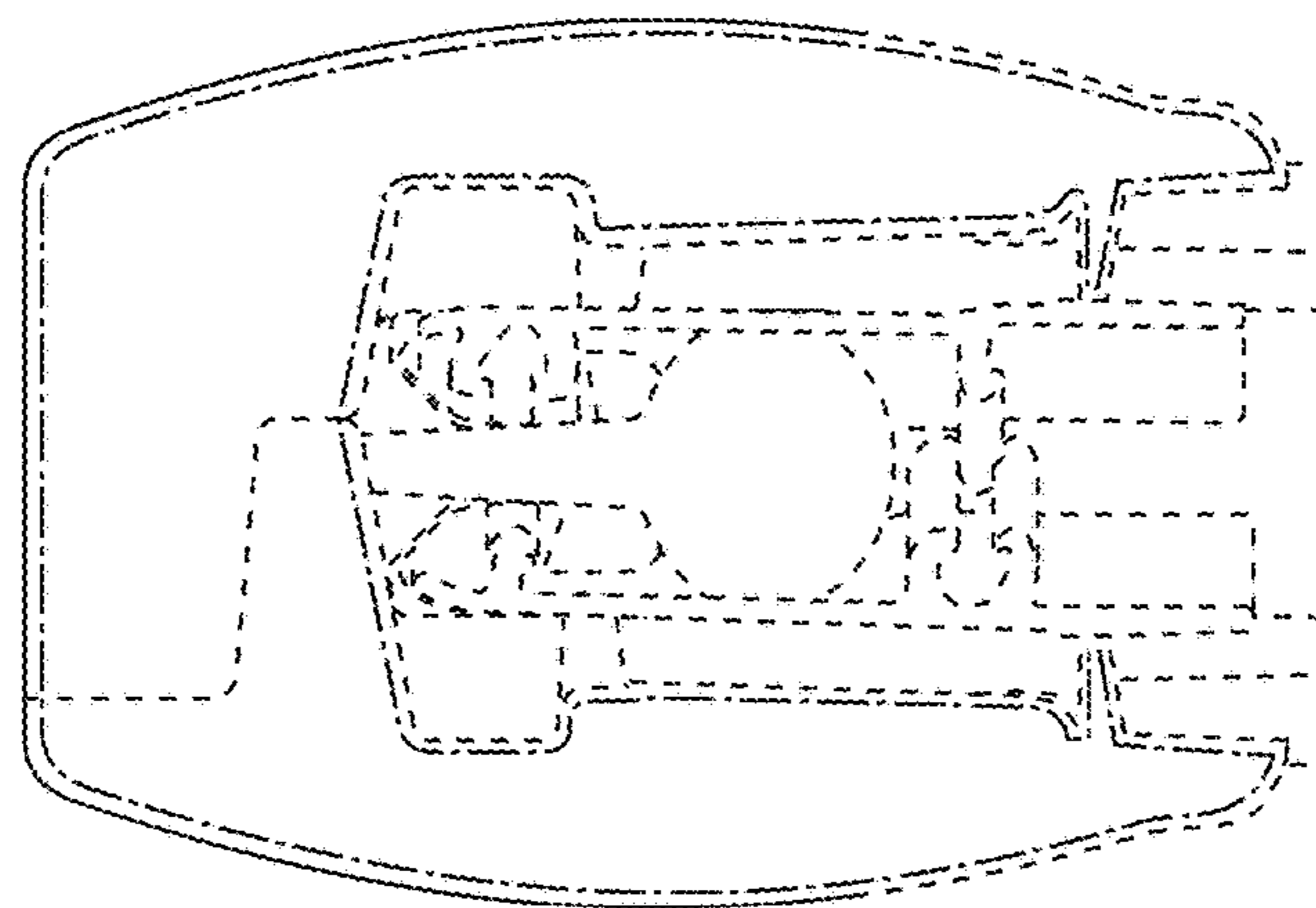


FIG. 2

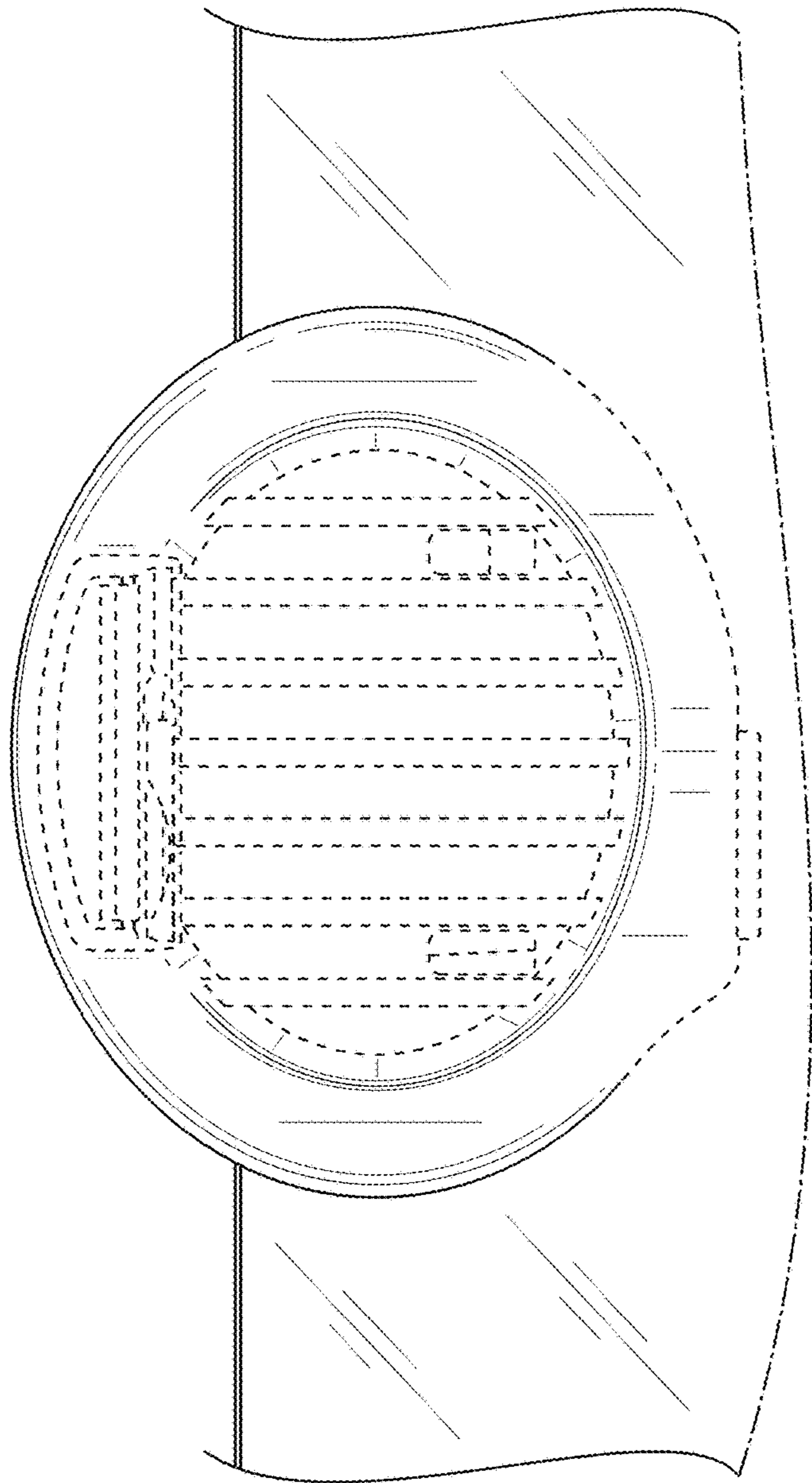


FIG. 4

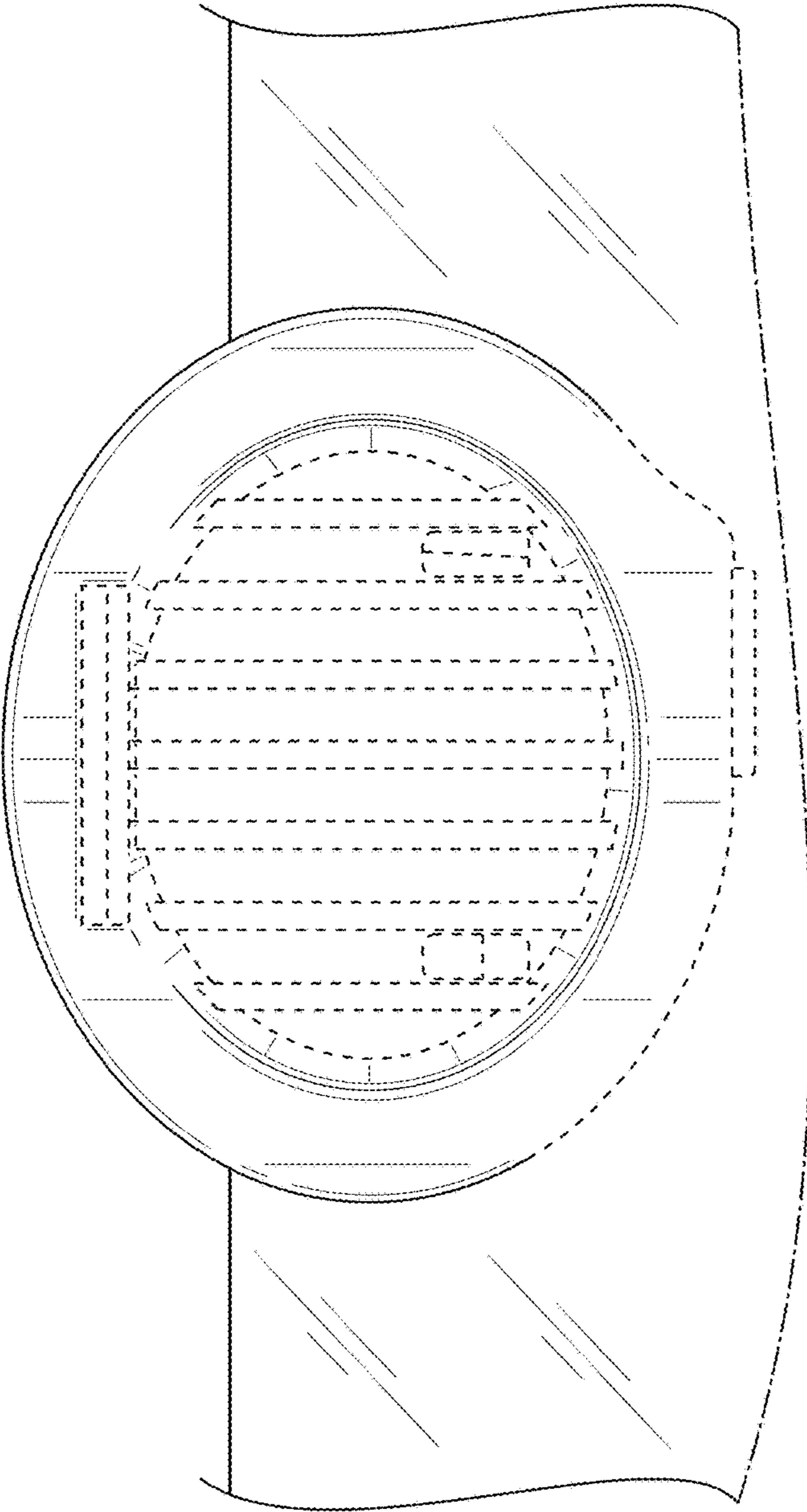


FIG. 5

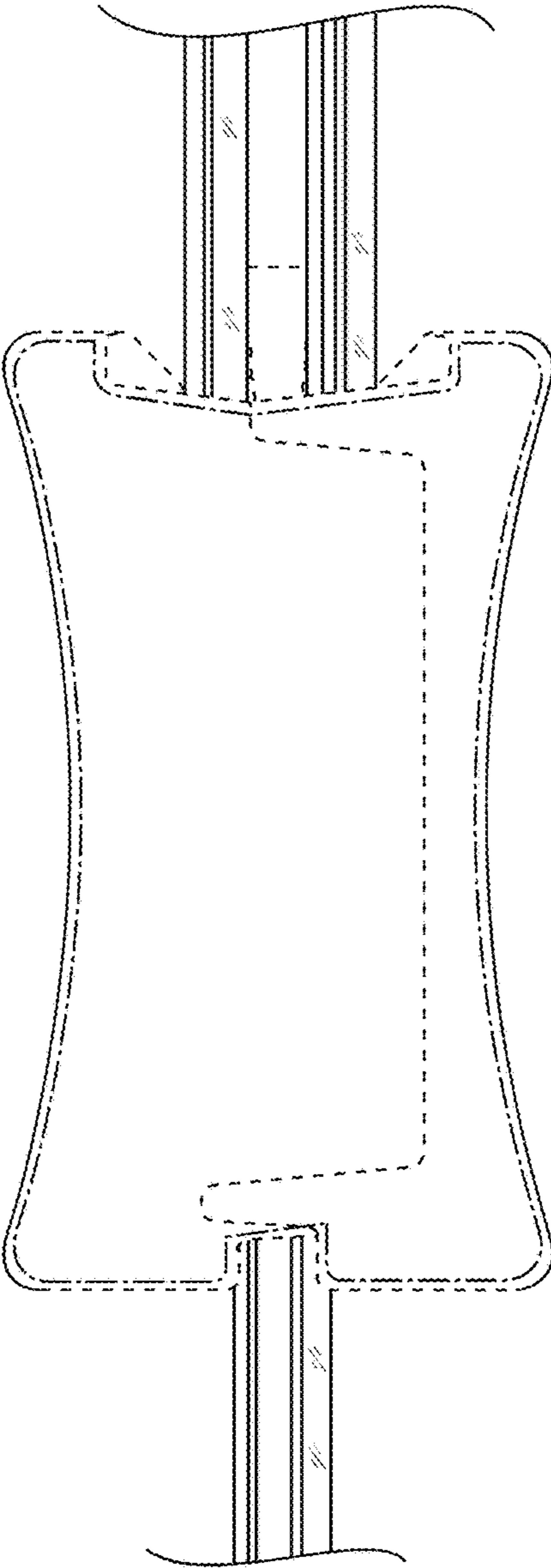


FIG. 6

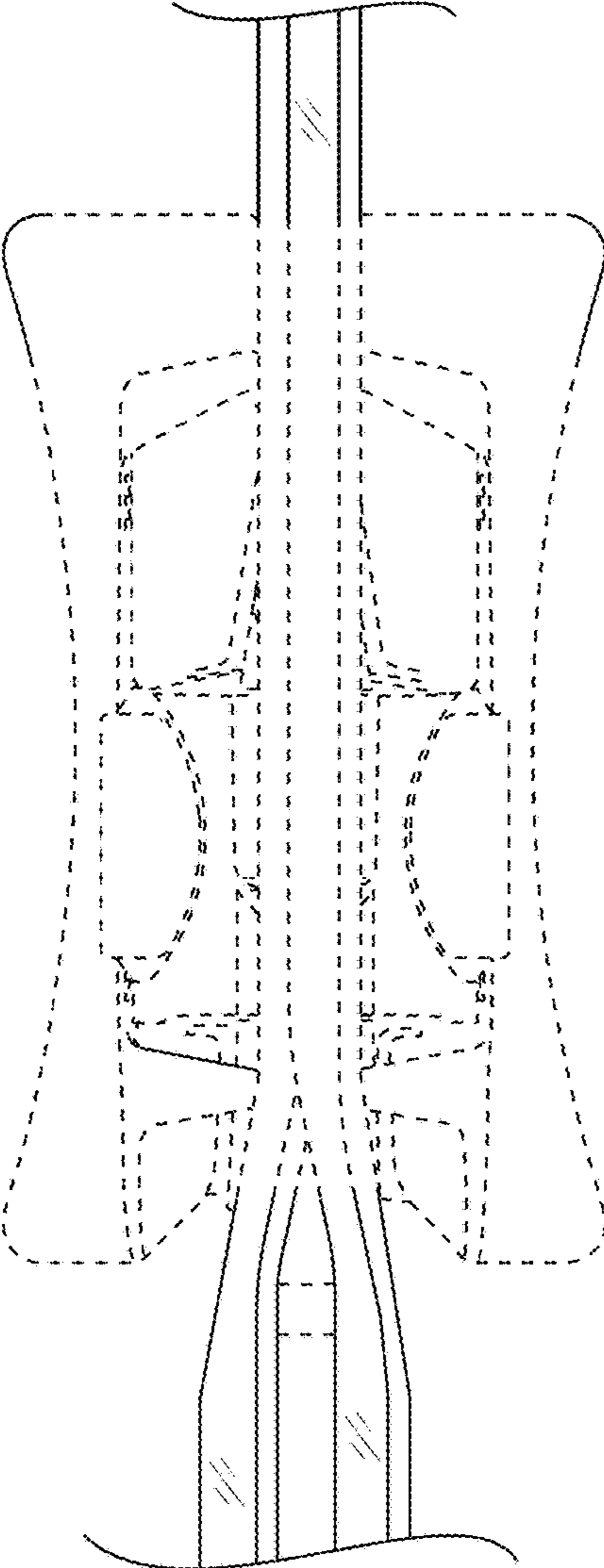


FIG. 7