



US00D841475S

(12) **United States Design Patent** (10) **Patent No.:** **US D841,475 S**  
**Landis et al.** (45) **Date of Patent:** **\*\* Feb. 26, 2019**

(54) **BOTTLE**  
(71) Applicant: **WhiteWave Services, Inc.**, Denver, CO (US)  
(72) Inventors: **Burke Emerson Landis**, Erie, CO (US); **Carolyn Rose Klindt**, Denver, CO (US)  
(73) Assignee: **Whitewave Services, Inc.**, Denver, CO (US)  
(\*\*) Term: **15 Years**  
(21) Appl. No.: **29/608,415**  
(22) Filed: **Jun. 21, 2017**  
(51) **LOC (11) Cl.** ..... **09-01**  
(52) **U.S. Cl.**  
USPC ..... **D9/537**  
(58) **Field of Classification Search**  
USPC ..... D9/522, 530, 531, 543, 537, 549, 558, D9/564, 565, 569, 572, 573; 215/40, 44, 215/200, 381-384, 396; 220/288, 662, 220/669, 675, 752, 755, 771; 222/189, 222/209; 426/115  
CPC ..... B65D 1/02; B65D 1/0223; B65D 1/0246; B65D 5/46; B65D 41/00; B65D 41/02; B65D 41/04; B65D 2501/00; B65D 2501/0009  
See application file for complete search history.

(56) **References Cited**

**U.S. PATENT DOCUMENTS**

D217,585 S \* 5/1970 Lambelet ..... D9/500  
D456,714 S \* 5/2002 Brauner ..... D9/500  
D501,792 S \* 2/2005 Priestman ..... D9/500  
D528,000 S 9/2006 Davis

D538,597 S \* 3/2007 Kim ..... D7/510  
D556,038 S 11/2007 Chupak  
D591,154 S \* 4/2009 Darr ..... D9/500  
D595,135 S 6/2009 Goetz  
D608,642 S 1/2010 Black  
D620,361 S \* 7/2010 Scott ..... D9/500  
D620,758 S 8/2010 Smiedt  
D620,799 S 8/2010 Wingfield  
D624,415 S 9/2010 Chupak  
D630,513 S 1/2011 Zoppas  
D640,559 S 6/2011 Llerena  
D642,470 S 8/2011 Yourist  
D660,155 S 5/2012 Jenkins  
D674,279 S \* 1/2013 Lembke ..... D7/509  
D699,574 S 2/2014 Cox  
D699,577 S \* 2/2014 Rogers ..... D9/500  
D703,049 S 4/2014 Riley  
D708,956 S 7/2014 McKay  
D749,423 S 2/2016 Daniel

\* cited by examiner

*Primary Examiner* — Derrick E Holland

*Assistant Examiner* — Janice Patyk

(74) *Attorney, Agent, or Firm* — Baker Botts L.L.P.

(57) **CLAIM**

The ornamental design for a bottle, as shown and described.

**DESCRIPTION**

FIG. 1 is a perspective view of a bottle, showing our new design.

FIG. 2 is a front view of the bottle.

FIG. 3 is a back view of the bottle.

FIG. 4 is a left view of the bottle.

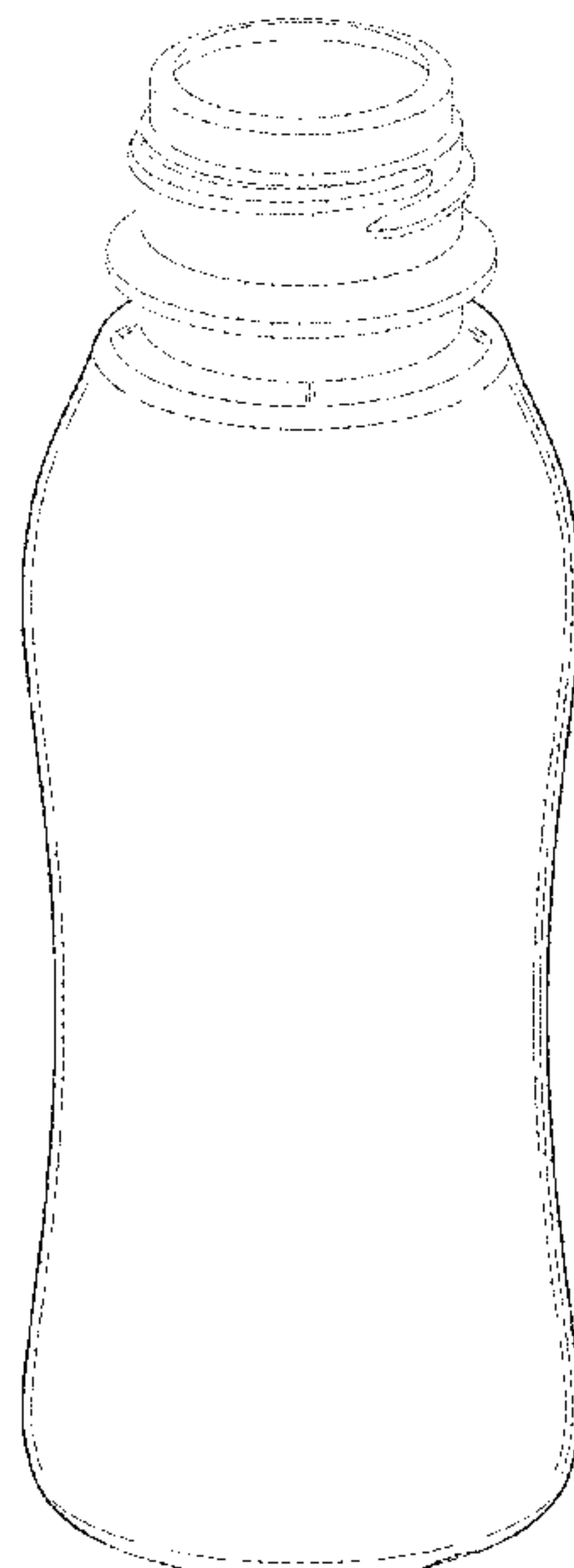
FIG. 5 is a right view of the bottle.

FIG. 6 is a top view of the bottle; and,

FIG. 7 is a bottom view of the bottle.

The broken lines in the figures illustrate the portions of the design that form no part of the claimed design.

**1 Claim, 6 Drawing Sheets**



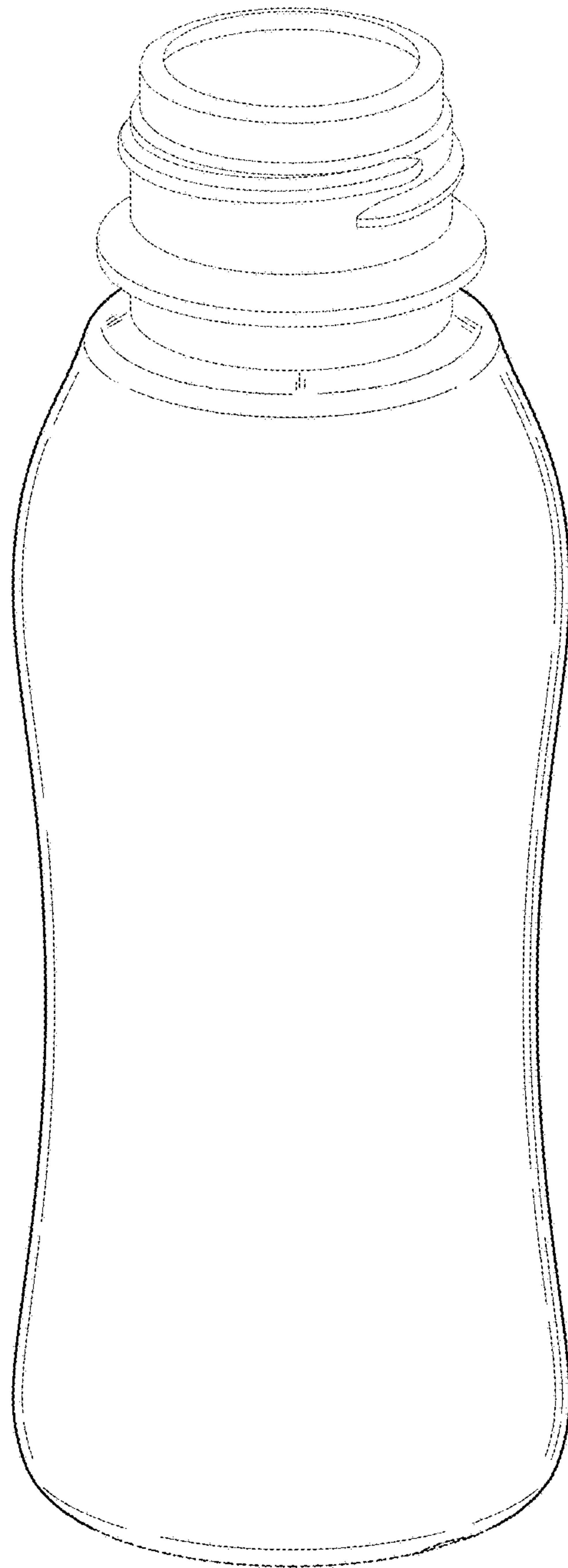


FIG. 1

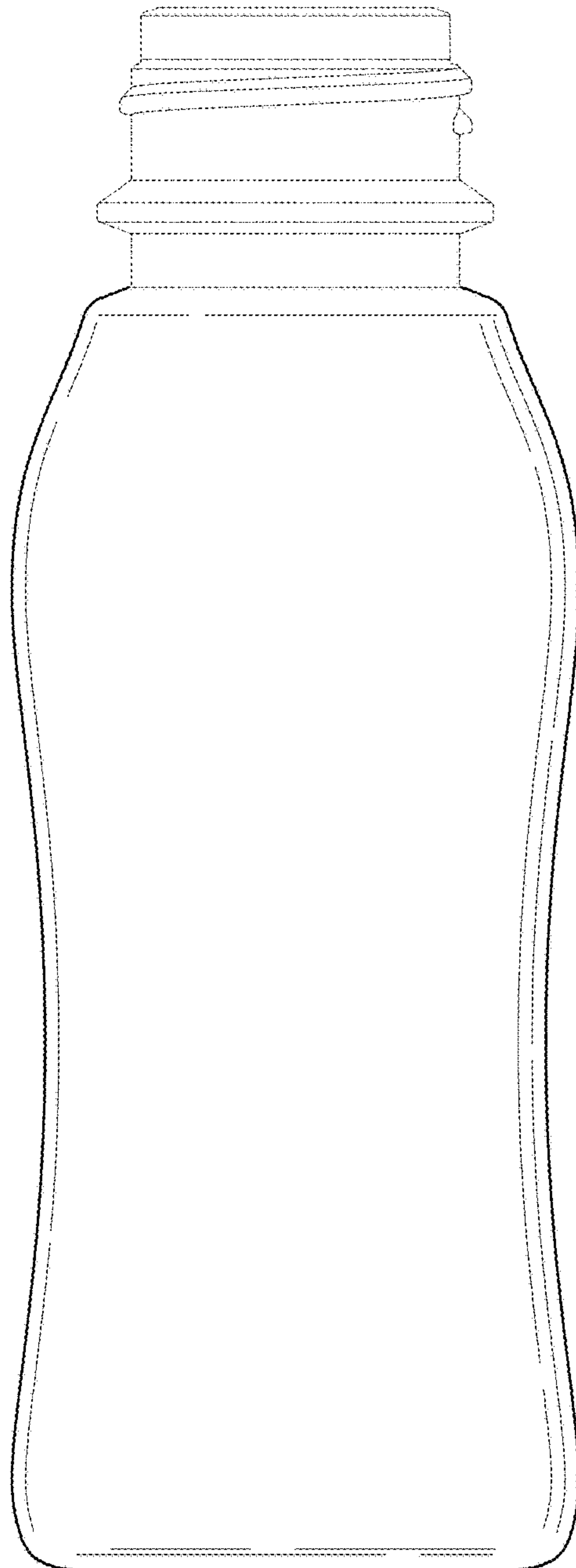


FIG. 2

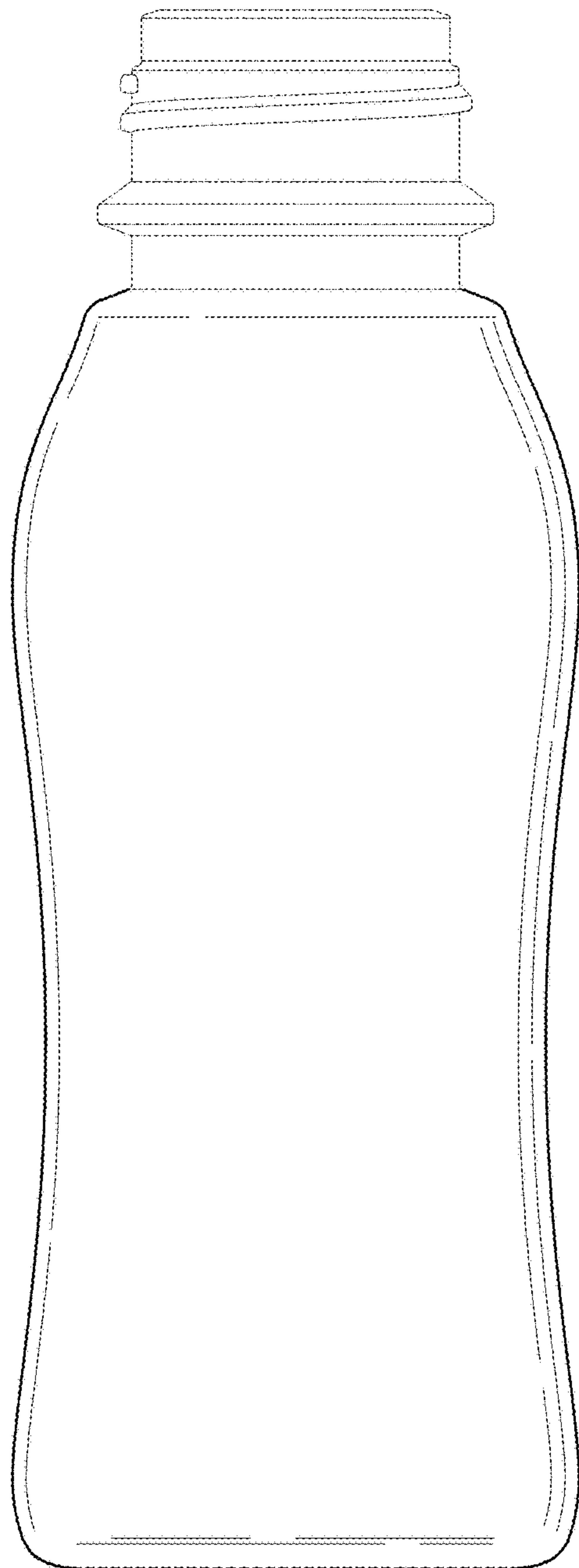


FIG.3

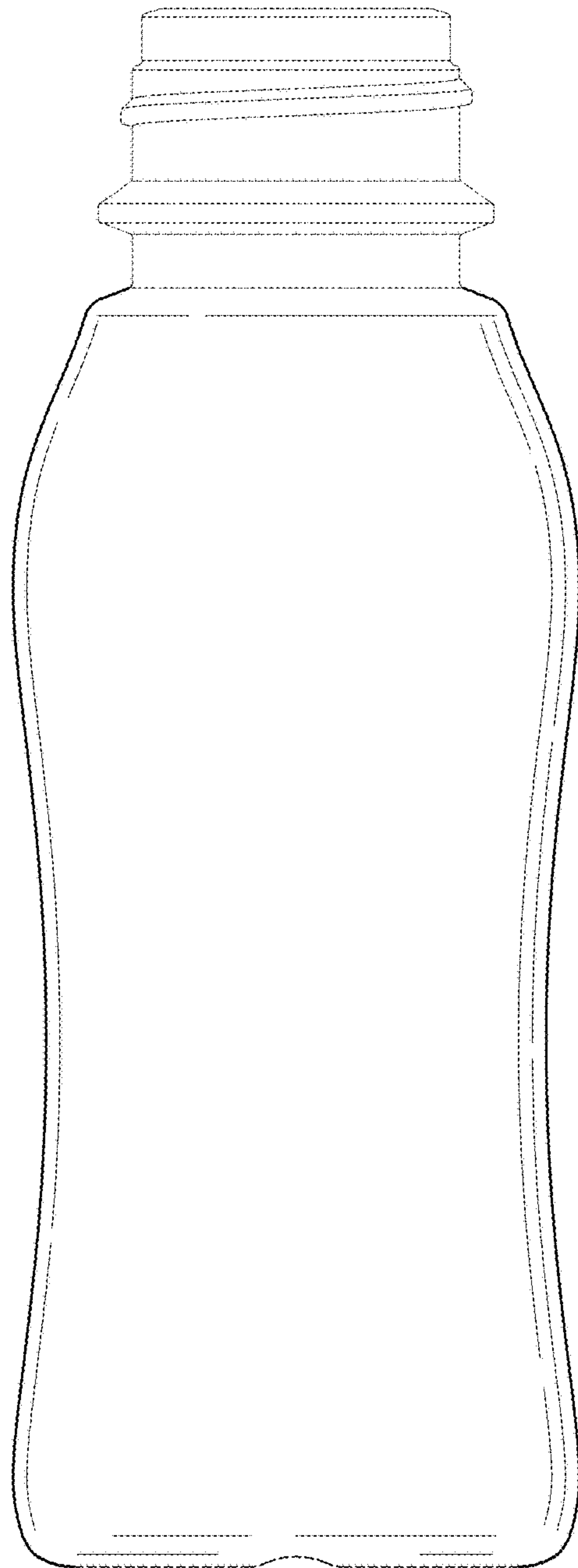


FIG.4

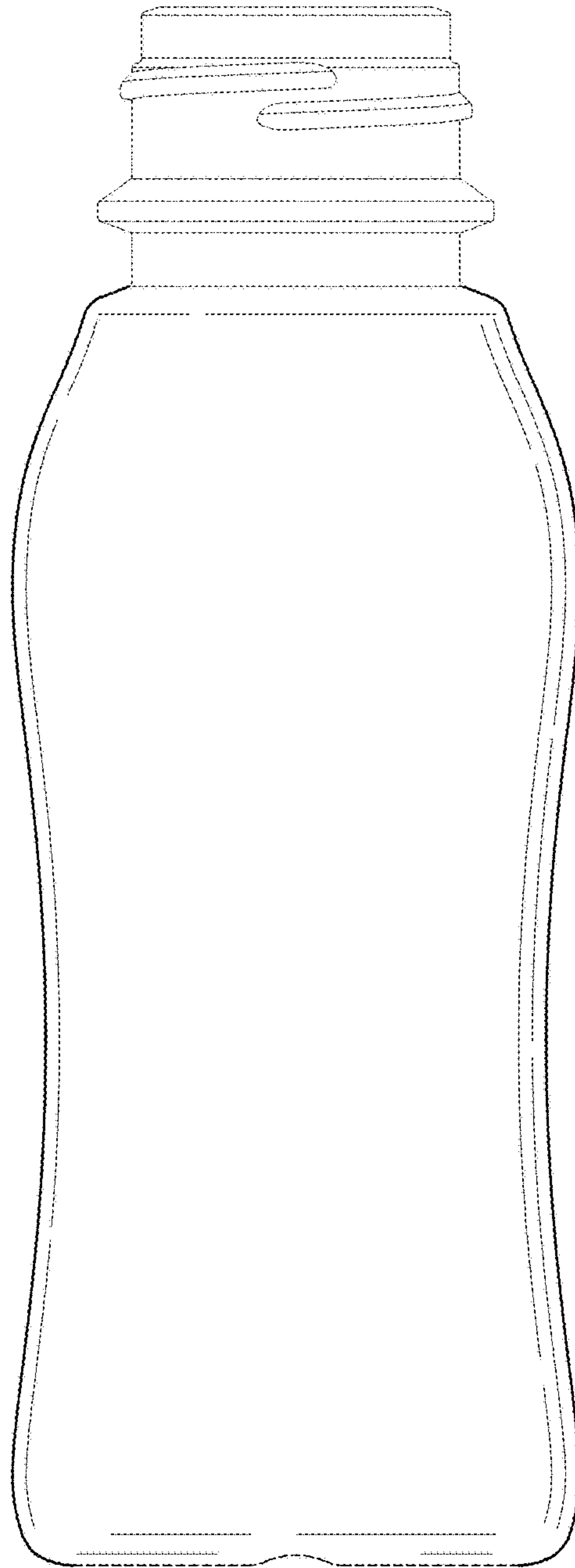


FIG.5

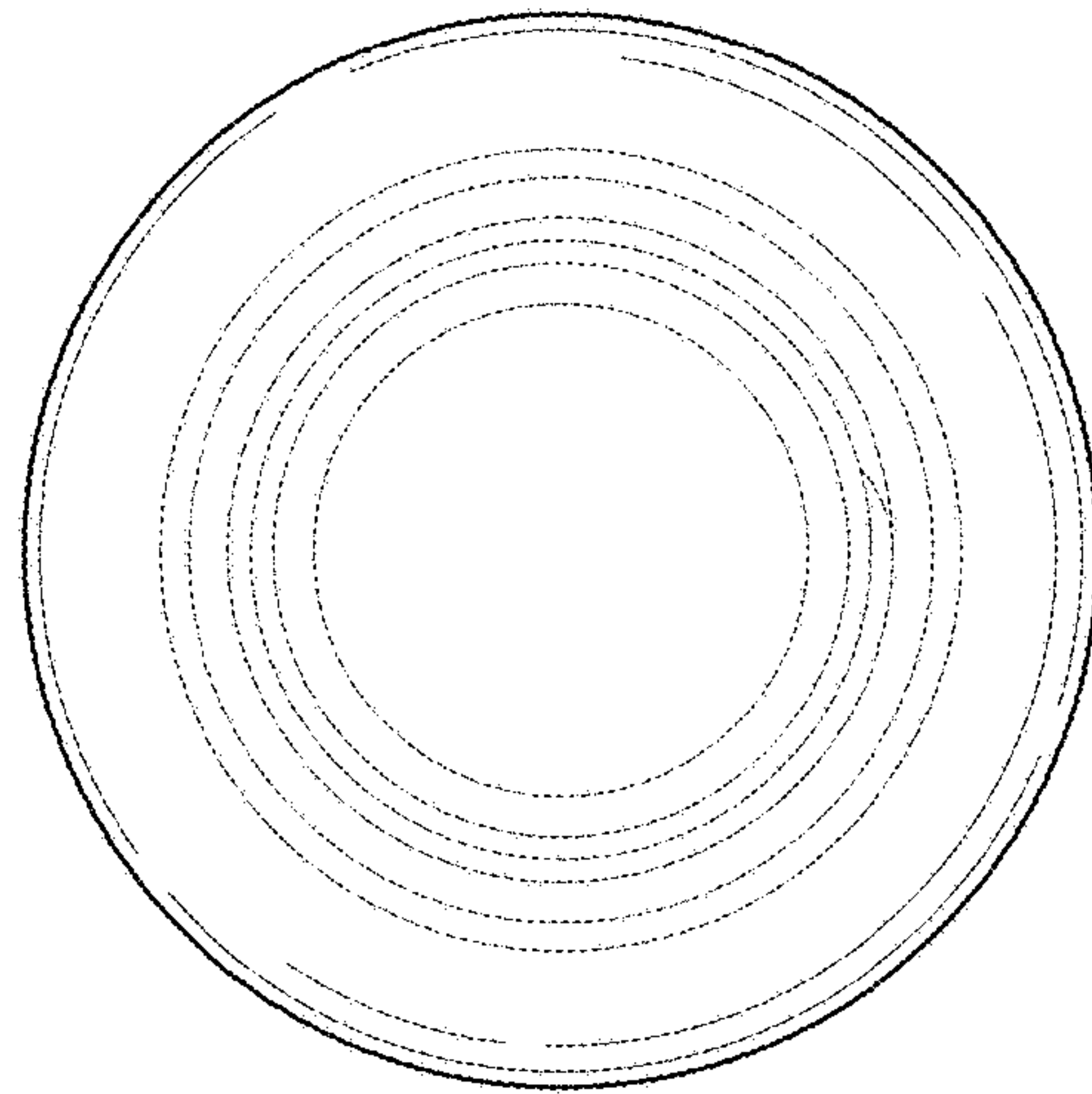


FIG. 6

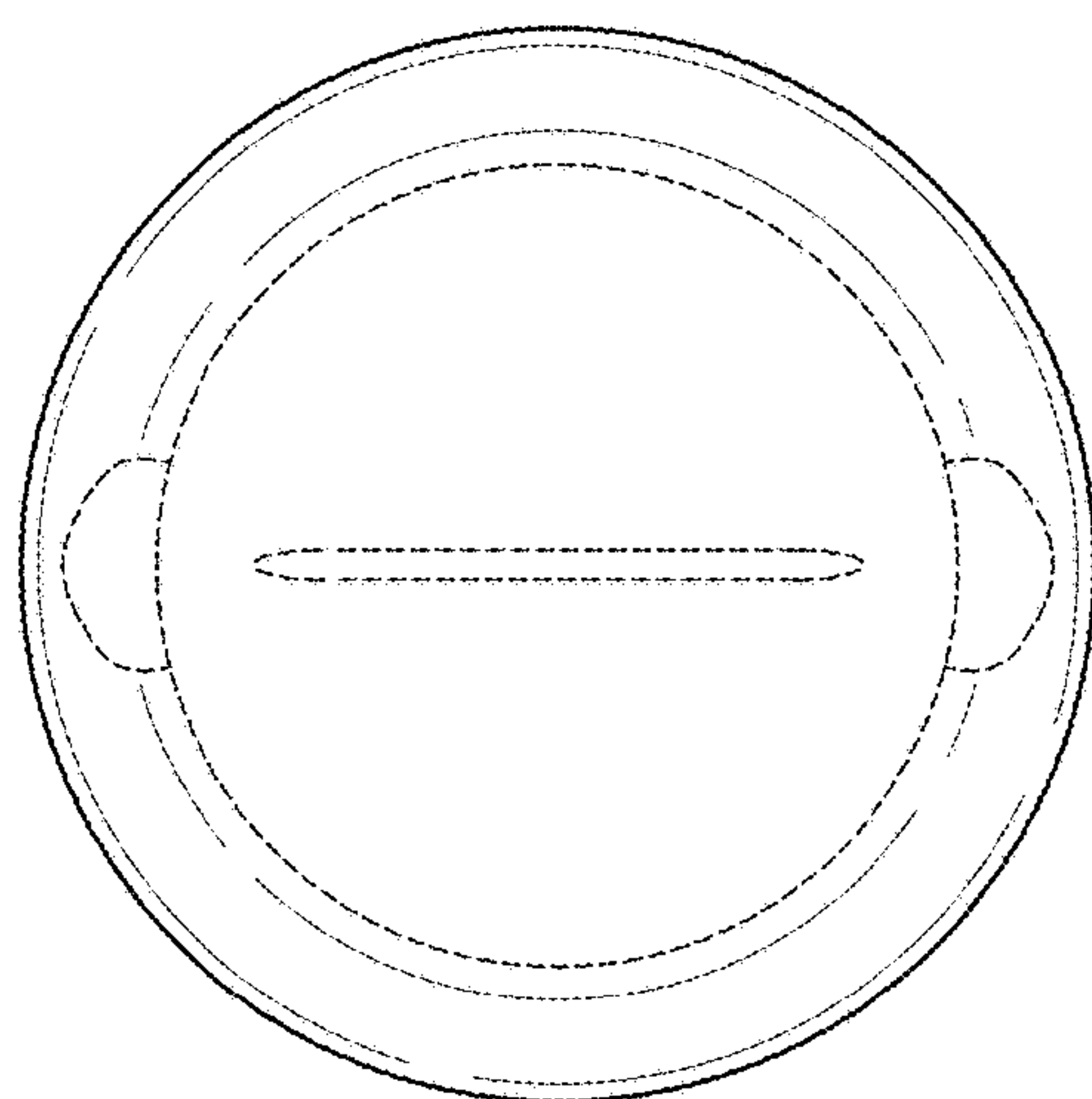


FIG. 7