



US00D841469S

(12) **United States Design Patent** (10) **Patent No.:** **US D841,469 S**  
**Christianson et al.** (45) **Date of Patent:** **\*\* Feb. 26, 2019**

(54) **CONTAINER WITH OVERCAP**

FOREIGN PATENT DOCUMENTS

(71) Applicant: **S. C. Johnson & Son, Inc.**, Racine, WI (US)

CN 106074230 A 11/2016  
EM 000133483-0008 2/2004

(Continued)

(72) Inventors: **Jeffrey J. Christianson**, Oak Creek, WI (US); **Kylie L. Levake**, Union Grove, WI (US); **Kimberly J. Harris**, Milwaukee, WI (US); **Christopher P. Wolak**, Racine, WI (US); **Rodney L. Prater**, Oak Creek, WI (US); **Nathaniel Jiang**, Chicago, IL (US)

OTHER PUBLICATIONS

Examination report No. 1 for standard patent application issued in corresponding Australian Patent Application No. 2017217437, dated Jul. 25, 2018, 3 pages.

(Continued)

(73) Assignee: **S. C. Johnson & Son, Inc.**, Racine, WI (US)

*Primary Examiner* — Dana Meyrow

(74) *Attorney, Agent, or Firm* — Quarles & Brady LLP

(\*\*) Term: **15 Years**

(21) Appl. No.: **29/617,180**

(57) **CLAIM**

The ornamental design for a container with overcap, as shown and described.

(22) Filed: **Sep. 12, 2017**

(51) **LOC (11) Cl.** ..... **09-01**

(52) **U.S. Cl.**  
USPC ..... **D9/503; D9/445; D9/454; D9/504; D9/521**

**DESCRIPTION**

(58) **Field of Classification Search**  
USPC ..... D9/434–435, 444–445, 447–449, 454, D9/500, 503–505, 516, 521, 530, 537, D9/539, 545, 549, 558, 682, 686, D9/688–691, 715, 719; D24/197, 224  
CPC ..... B65D 1/00; B65D 1/02; B65D 1/0223; B65D 23/00; B65D 81/00; B65D 2501/00; B65D 2501/0009  
See application file for complete search history.

FIG. 1 is an isometric view of a top, front, and right side of an ornamental design for a container with overcap; FIG. 2 is a front elevational view of the container with overcap of FIG. 1; FIG. 3 is a rear elevational view of the container with overcap of FIG. 1; FIG. 4 is a right side elevational view of the container with overcap of FIG. 1; FIG. 5 is a left side elevational view of the container with overcap of FIG. 1; FIG. 6 is a top plan view of the container with overcap of FIG. 1; and, FIG. 7 is a bottom plan view of the container with overcap of FIG. 1.

The dash-dash-dash broken lines are included for the purpose of illustrating portions that form no part of the claimed design.

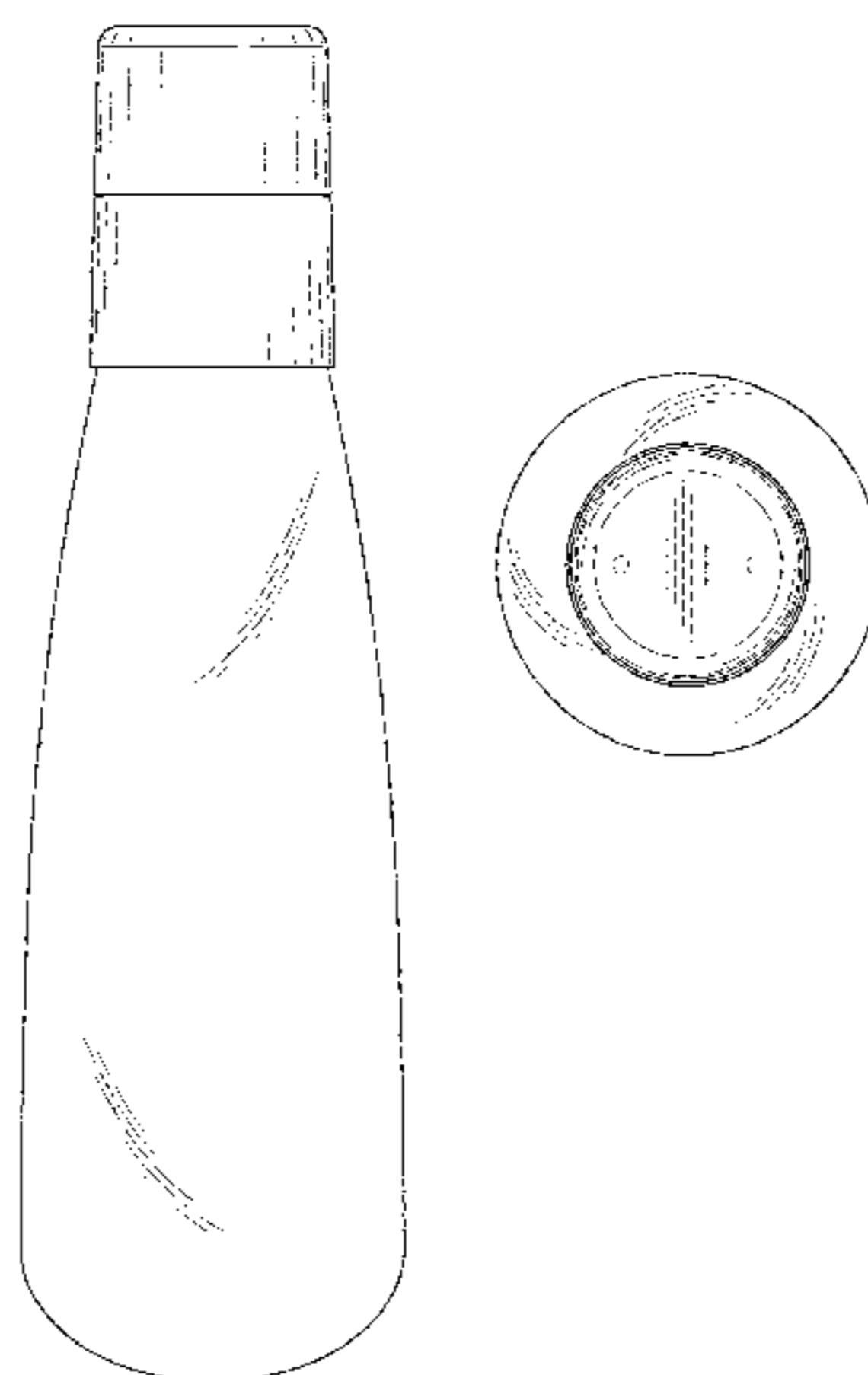
(56) **References Cited**

U.S. PATENT DOCUMENTS

632,321 A \* 9/1899 Olney ..... A47B 73/00 211/74  
3,424,218 A \* 1/1969 Vanderbur, Jr. .... A61J 1/05 215/247  
D225,972 S \* 1/1973 Khetani ..... 215/371

(Continued)

**1 Claim, 6 Drawing Sheets**





(56)

**References Cited**

FOREIGN PATENT DOCUMENTS

EM	003849975-0002	4/2017
EM	003849975-0003	4/2017
EM	003849975-0004	4/2017
EM	003849975-0005	4/2017
EM	003849975-0006	4/2017
EM	003849975-0007	4/2017
EM	003849975-0008	4/2017
EM	003850718-0001	4/2017
EM	003850718-0002	4/2017
EM	003850718-0003	4/2017
EM	003850718-0004	4/2017
EM	003850718-0005	4/2017
EM	003850718-0006	4/2017
EM	003850718-0007	4/2017
EM	003850718-0008	4/2017
EM	003852870-0001	4/2017
EM	003860709-0001	4/2017
EM	003860709-0002	4/2017
EM	003938059-0035	5/2017

EM	003997030-0001	5/2017
EM	002521591-0004	8/2017
JP	1070395 S	5/2000
JP	1314762 S	11/2007
KR	30-0585007	1/2011
WO	DM075176	1/2011
WO	DM080572	4/2013
WO	DM087151	6/2015
WO	DM089369	2/2016
WO	DM094995	1/2017
WO	DM095773	4/2017
WO	DM070336	4/2018

OTHER PUBLICATIONS

Notice of Allowance issued in corresponding Japanese Application No. 2018-005084 dated Nov. 13, 2018, 3 pages.  
Coiffure de Paris, vol. 1148, p. 45, (JP Patent Office Publication No. HB21004258), 2 pages.

\* cited by examiner

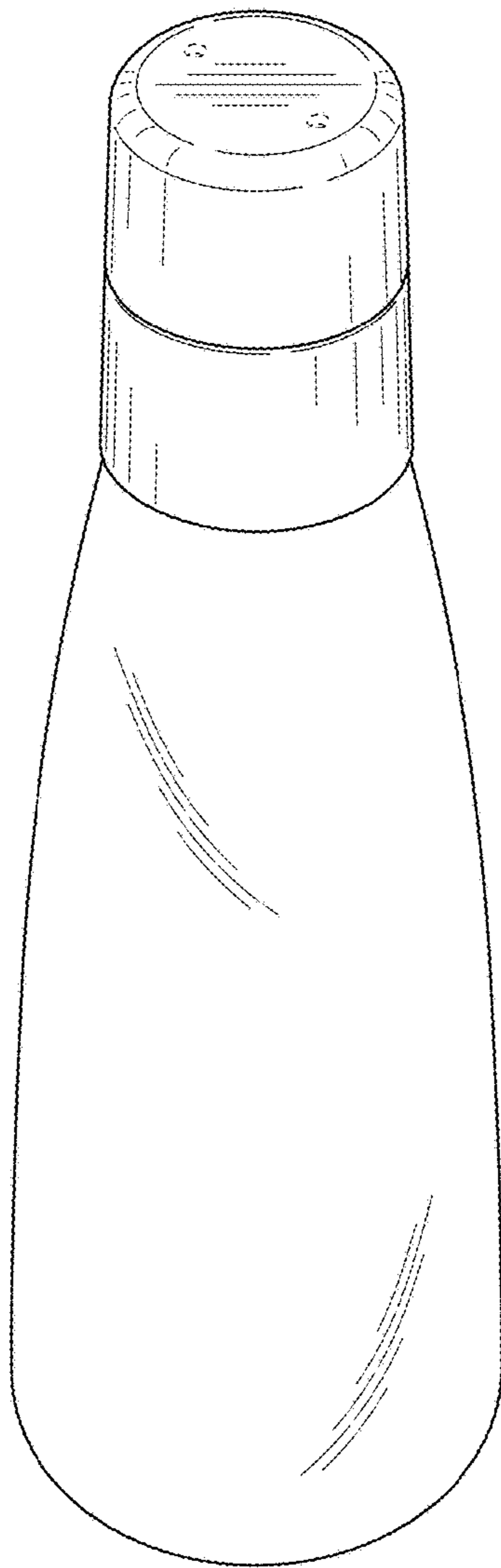


FIG. 1

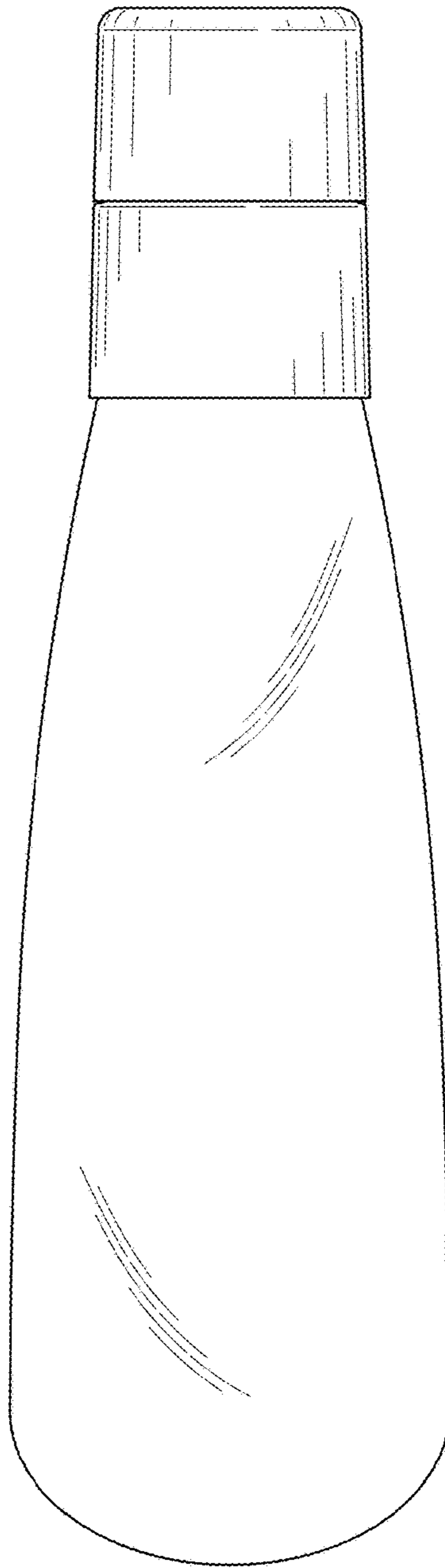


FIG. 2

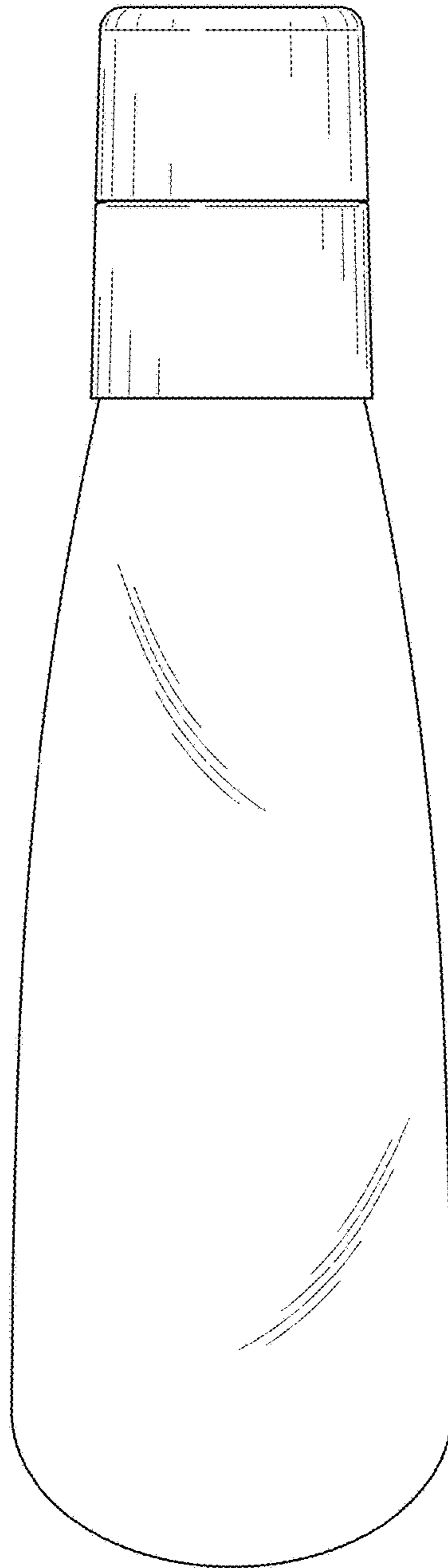


FIG. 3

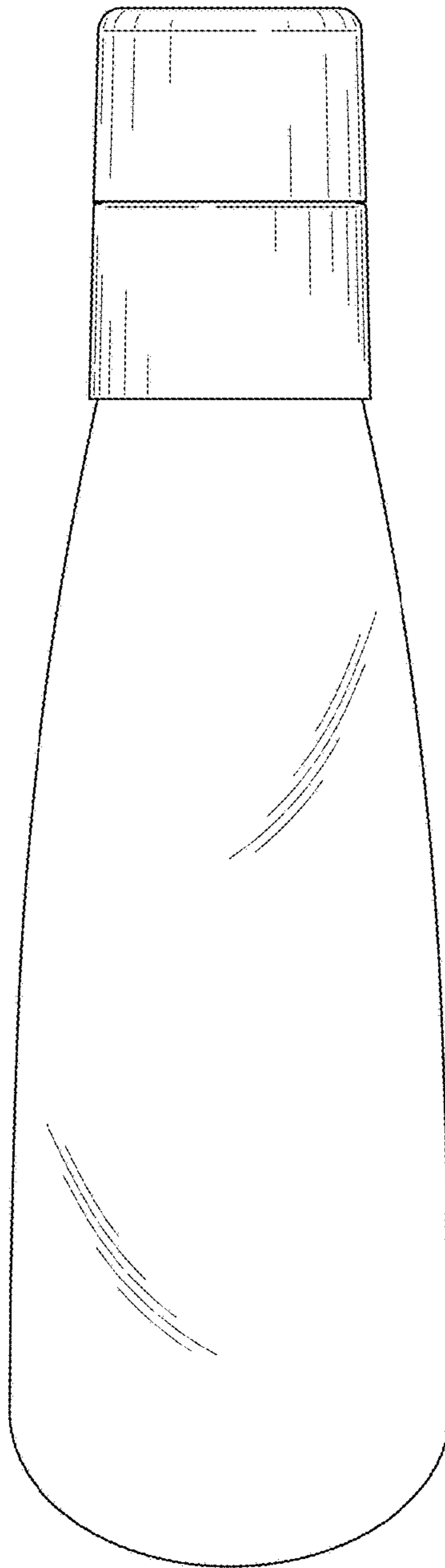


FIG. 4

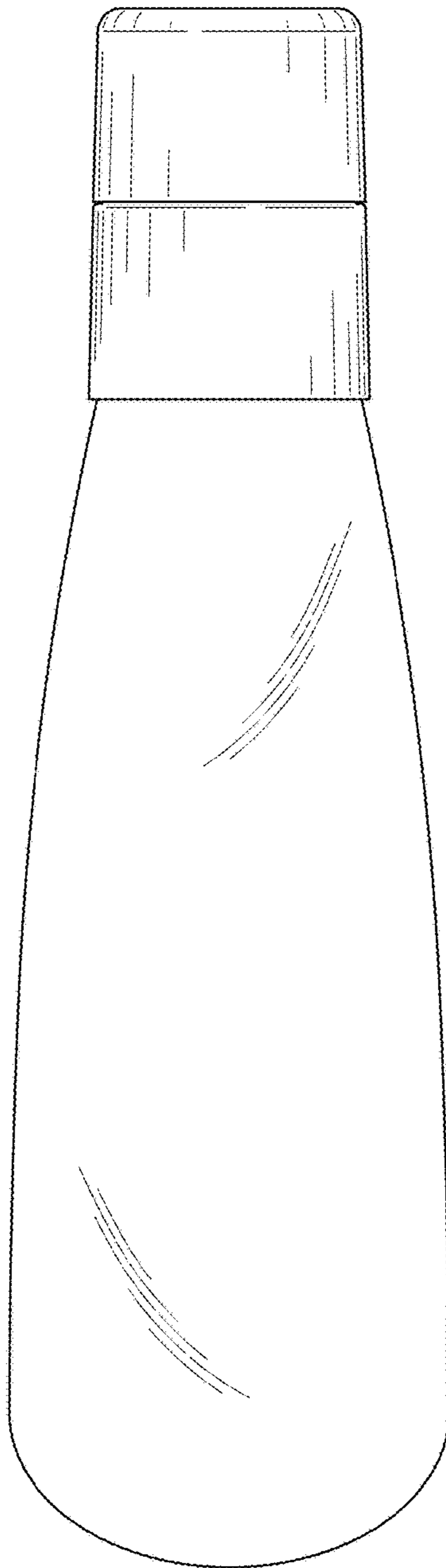


FIG. 5



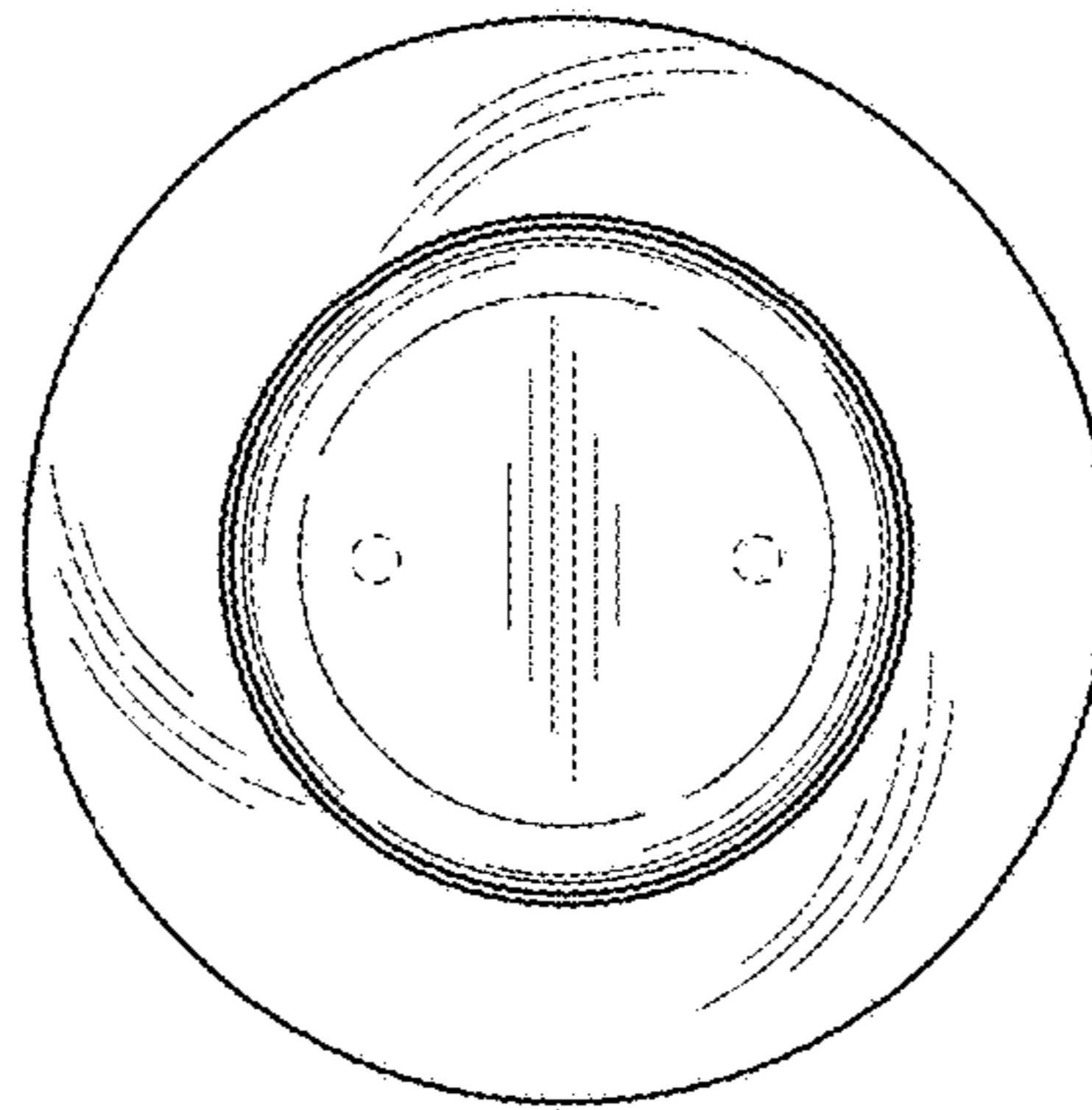


FIG. 6

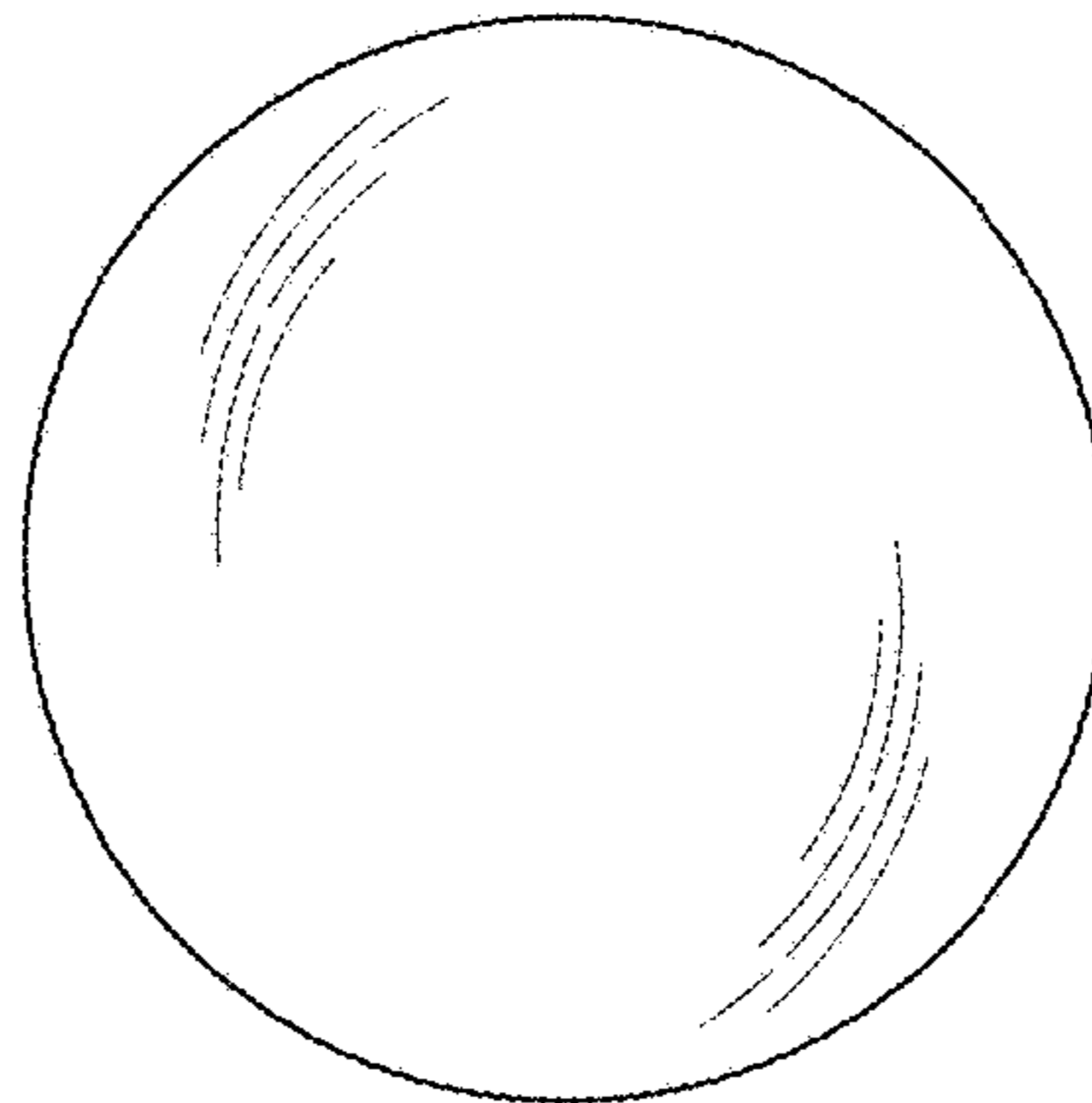


FIG. 7