



US00D841451S

(12) **United States Design Patent**
McGugan

(10) **Patent No.:** **US D841,451 S**

(45) **Date of Patent:** **** Feb. 26, 2019**

- (54) **AWNING CLIP**
- (71) Applicant: **Austin Hugh McGugan**, Greensboro, NC (US)
- (72) Inventor: **Austin Hugh McGugan**, Greensboro, NC (US)
- (73) Assignee: **Camco Manufacturing, Inc.**, Greensboro, NC (US)
- (**) Term: **15 Years**
- (21) Appl. No.: **29/637,161**
- (22) Filed: **Feb. 14, 2018**
- (51) **LOC (11) Cl.** **08-08**
- (52) **U.S. Cl.**
USPC **D8/395**
- (58) **Field of Classification Search**
USPC D8/354, 367, 394, 395, 396, 382
CPC ... E04F 10/02; E04F 10/0633; E04F 10/0666;
E04H 15/64; E04H 15/32; Y10T 24/39;
Y10T 24/3713; Y10T 24/44222; F16G
11/00; F16G 11/02; F16G 11/03
See application file for complete search history.

- D374,171 S * 10/1996 Protz, Jr. D8/371
- D402,536 S * 12/1998 Cousins D8/354
- D412,601 S * 8/1999 Cooper D28/73
- D420,568 S * 2/2000 Repmann D8/382
- D439,832 S * 4/2001 Crooks D8/394
- D447,936 S * 9/2001 Kacines D8/394
- 6,328,459 B1 * 12/2001 Adams A47K 1/09
362/396
- 6,378,827 B1 * 4/2002 Kacines A47G 29/083
24/546
- D469,682 S * 2/2003 Gary D8/367
- 6,644,836 B1 * 11/2003 Adams F21V 21/08
362/145
- 6,802,480 B1 * 10/2004 Martello F16L 3/237
24/373
- D503,430 S * 3/2005 Chang D19/65
- D578,383 S * 10/2008 Adams D8/367
- D600,544 S * 9/2009 Klaus D8/395
- D682,464 S * 5/2013 Gary D26/142

(Continued)

Primary Examiner — Sandra S Snapp
Assistant Examiner — Ieisha N Price
 (74) *Attorney, Agent, or Firm* — Tuggle Duggins P.A.;
 Blake Hurt

(57) **CLAIM**

The ornamental design for an awning clip, as shown and described.

(56) **References Cited**

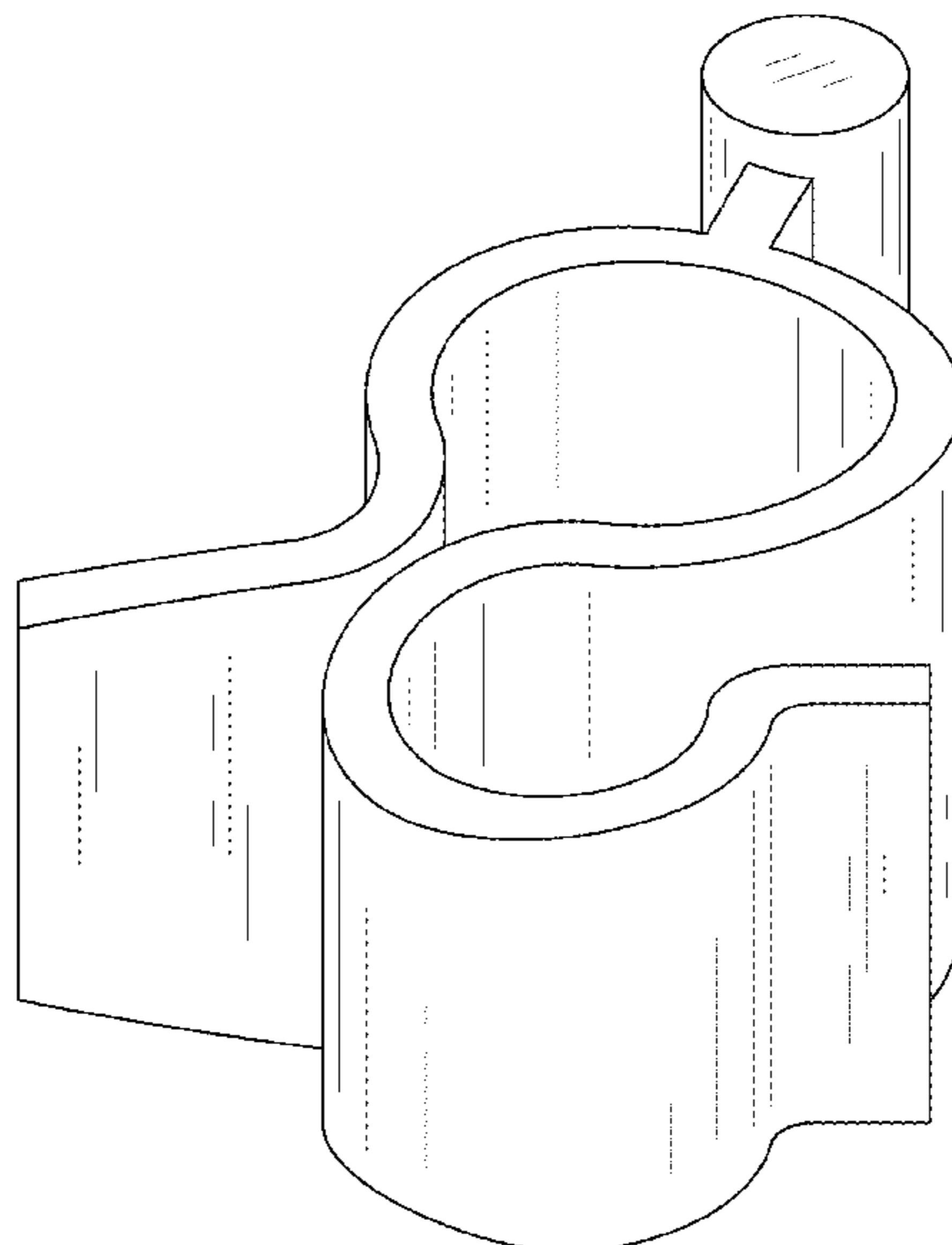
U.S. PATENT DOCUMENTS

- 814,770 A * 3/1906 Copeland E04F 10/02
160/370
- 1,496,388 A * 6/1924 Stern B62B 9/00
24/555
- 1,986,517 A * 1/1935 Mitcheson E04F 10/02
16/87.2
- D247,216 S * 2/1978 Mathews D8/356
- D277,781 S * 2/1985 Weissenburger D24/176
- D298,738 S * 11/1988 Rumpel D8/371
- D352,647 S * 11/1994 Stevens 248/499
- D366,410 S * 1/1996 Schlabach D25/121

DESCRIPTION

FIG. 1 is a front, bottom, right side perspective view of an awning clip showing my new design;
 FIG. 2 is a rear, bottom, right side perspective view thereof;
 FIG. 3 is a bottom plan view thereof
 FIG. 4 is a top plan view thereof;
 FIG. 5 is a left side elevational view thereof;
 FIG. 6 is a right side elevation thereof; and,
 FIG. 7 is a front elevational view thereof, the back elevational view being a mirror image thereof.

1 Claim, 7 Drawing Sheets



(56)

References Cited

U.S. PATENT DOCUMENTS

D789,190 S * 6/2017 Vermillion D8/396
9,903,511 B2 * 2/2018 Vermillion F16L 3/137

* cited by examiner

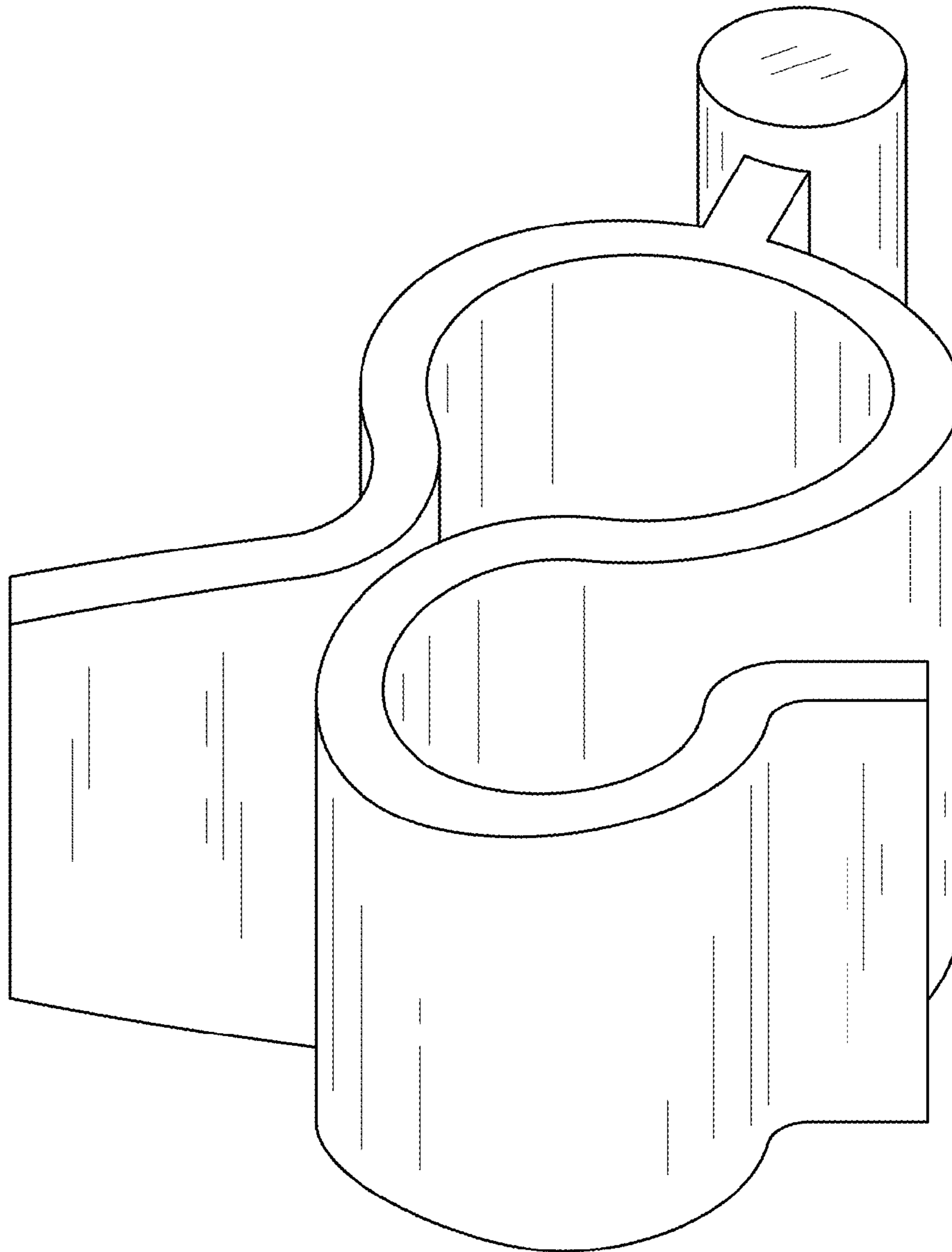


FIG. 1

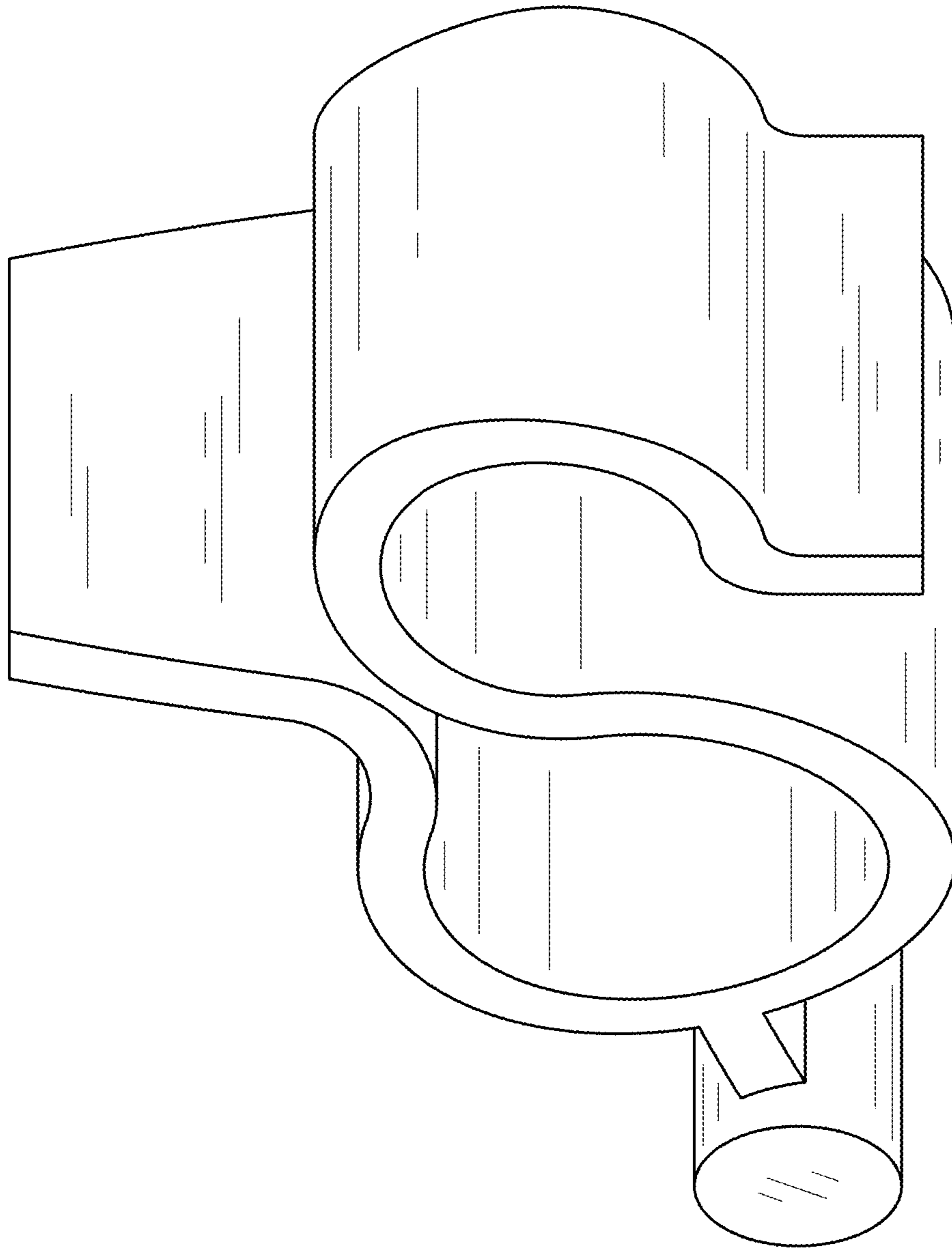


FIG. 2

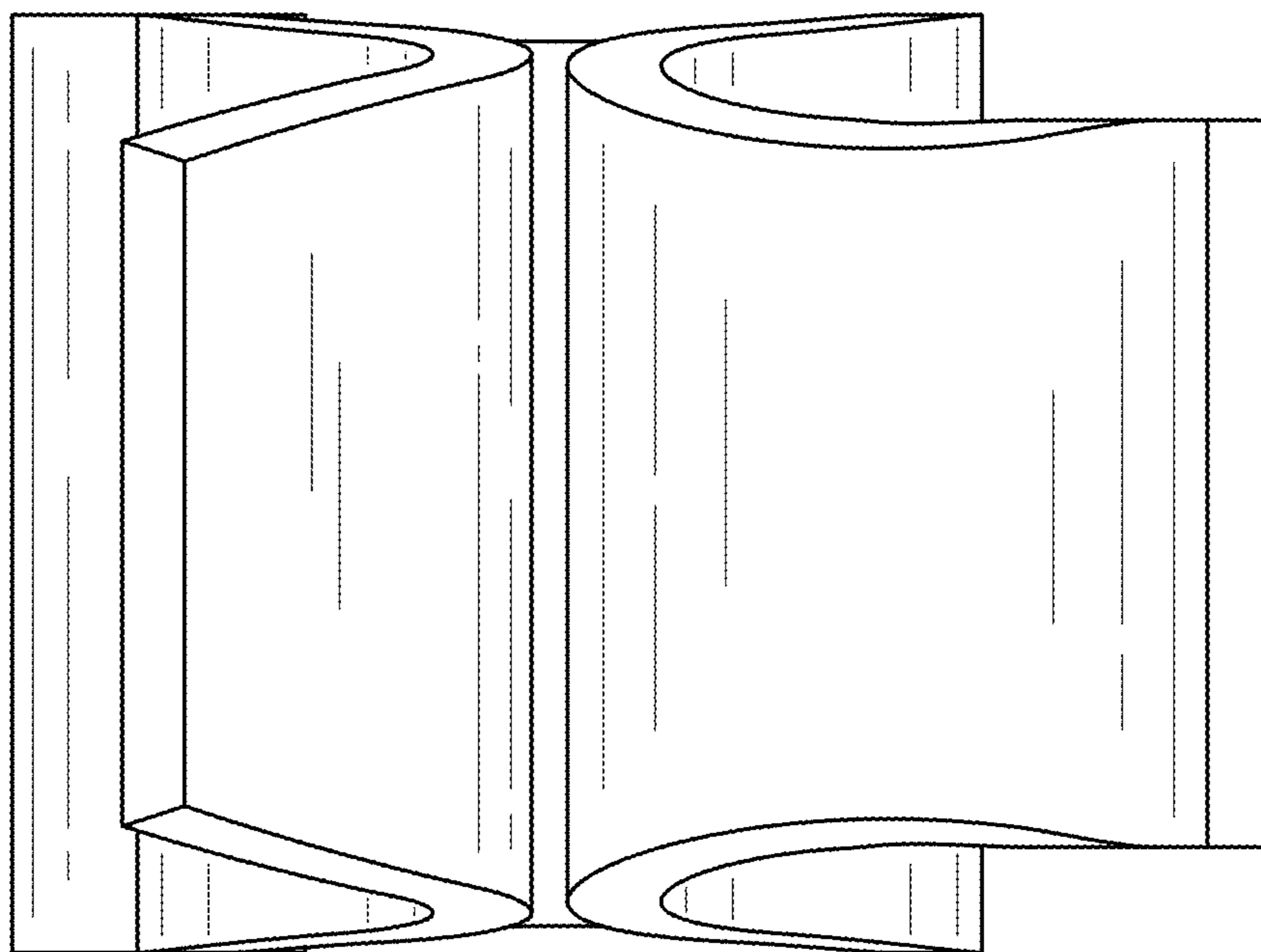


FIG. 3

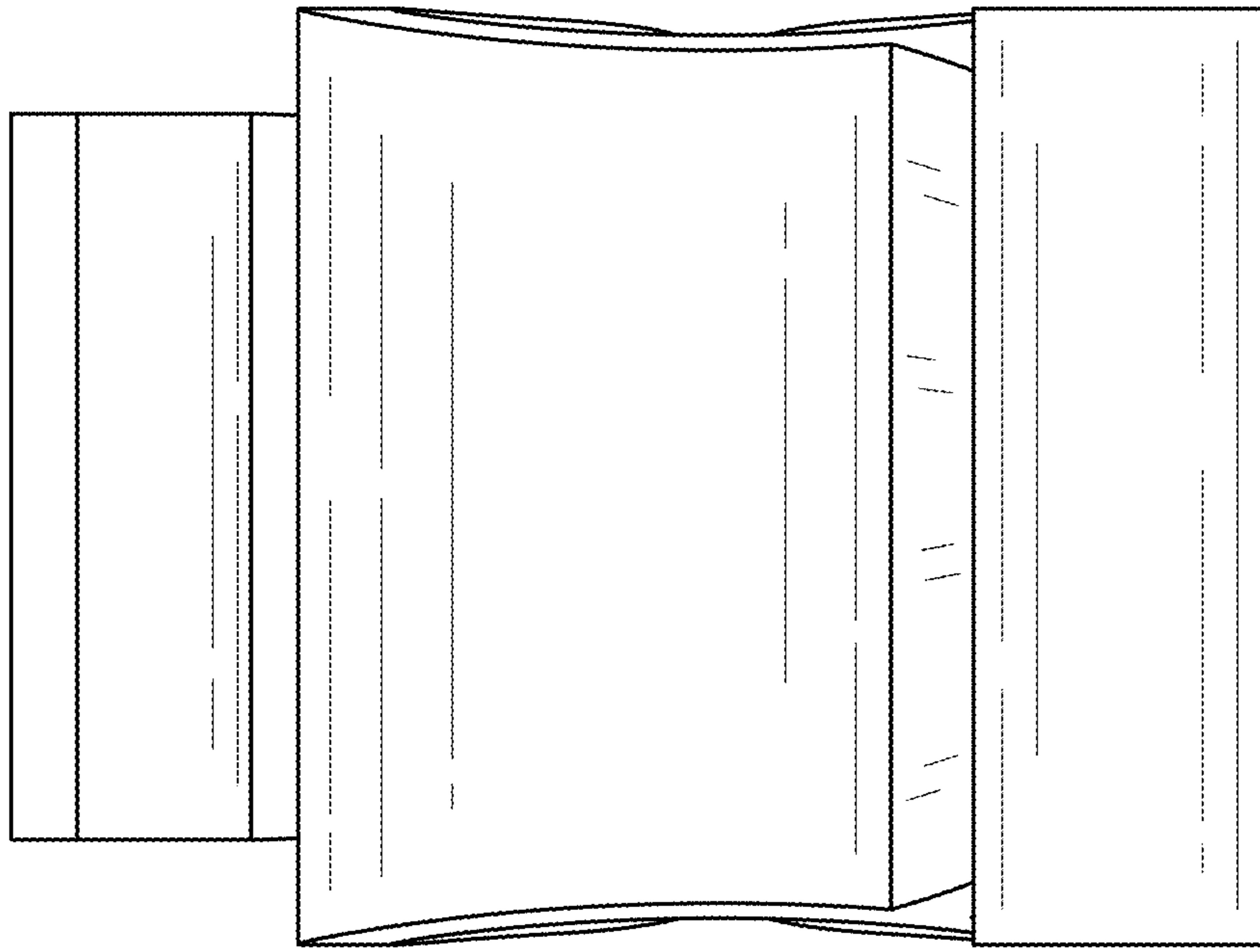


FIG. 4

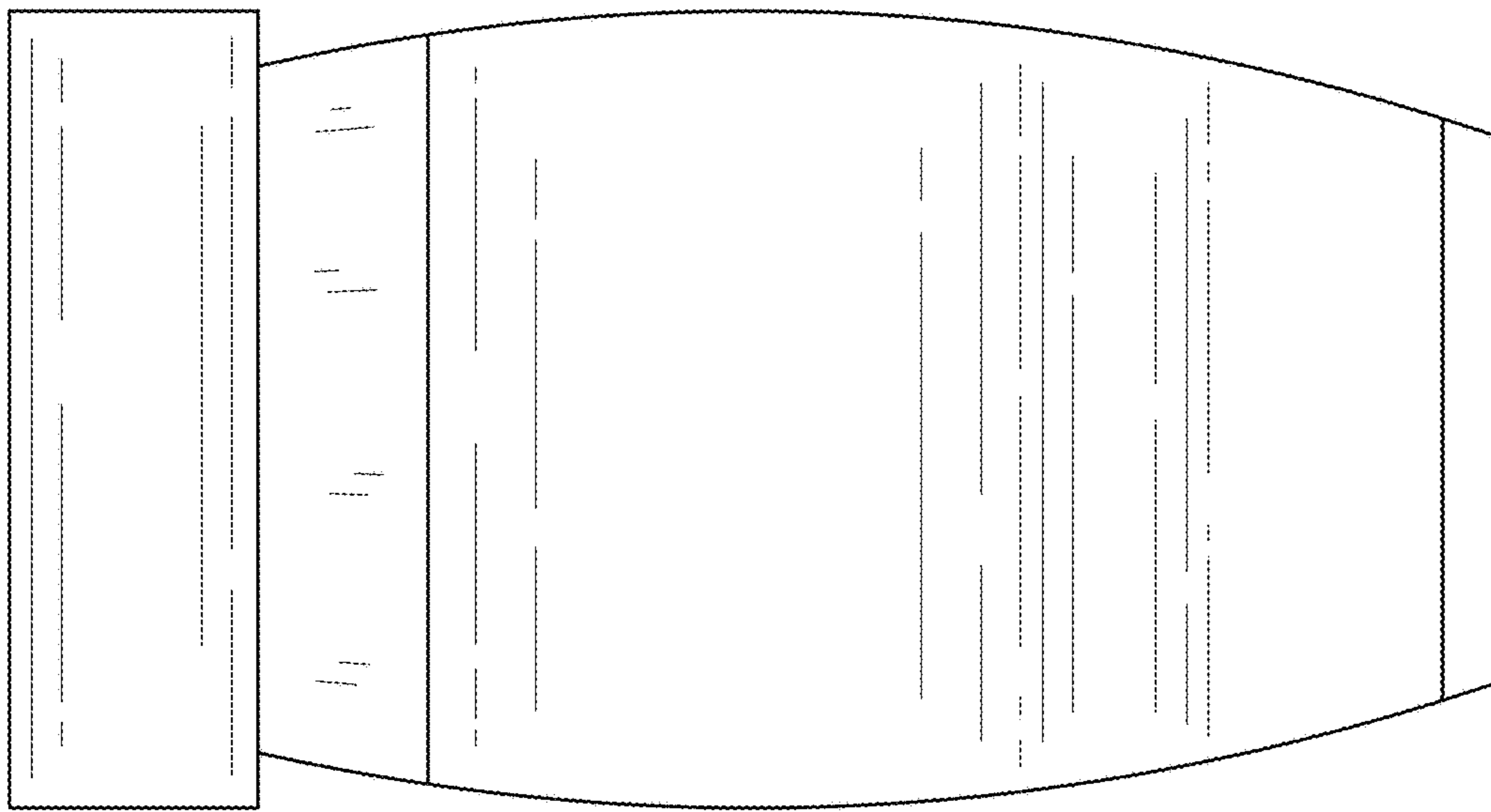


FIG. 5

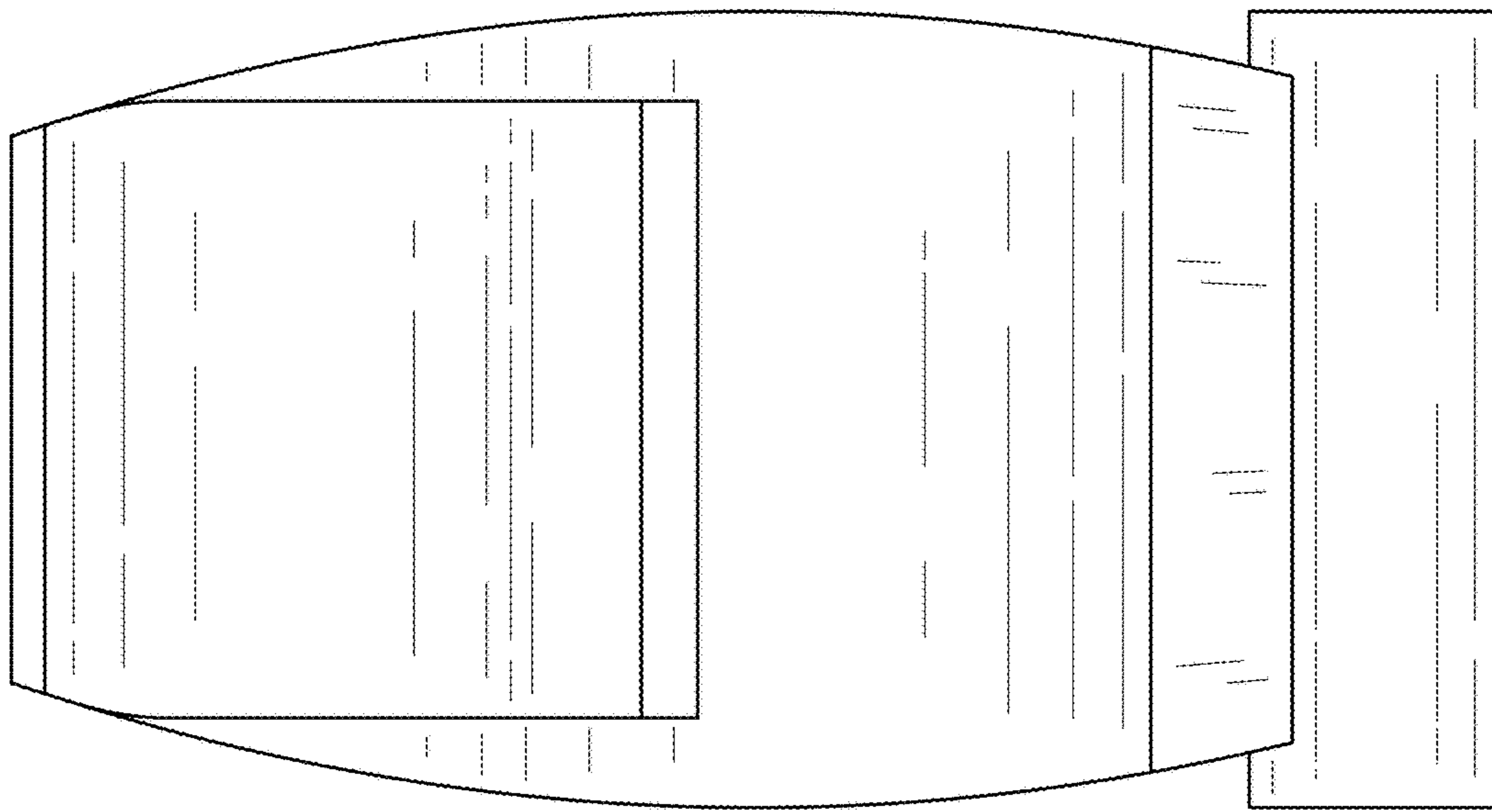


FIG. 6

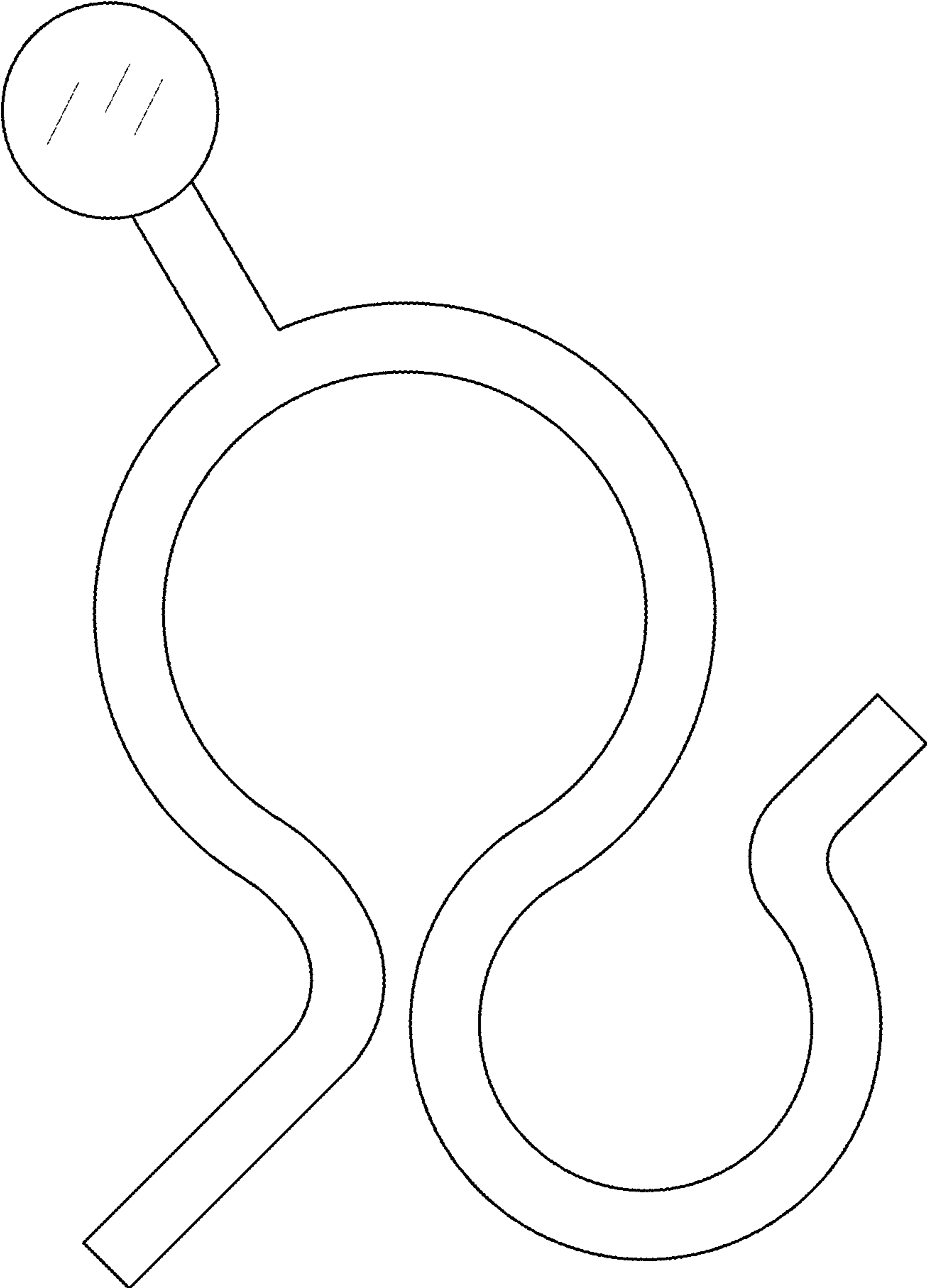


FIG. 7