



US00D841450S

(12) **United States Design Patent** (10) **Patent No.:** **US D841,450 S**  
**Larson et al.** (45) **Date of Patent:** **\*\* \*Feb. 26, 2019**

(54) **DRYING CLIP**  
(71) Applicants: **Greta Larson**, Afton, MN (US); **John Anthony DePaola**, Jackson, NJ (US)  
(72) Inventors: **Greta Larson**, Afton, MN (US); **John Anthony DePaola**, Jackson, NJ (US)  
(\* ) Notice: This patent is subject to a terminal disclaimer.  
(\*\*) Term: **15 Years**  
(21) Appl. No.: **29/602,038**  
(22) Filed: **Apr. 27, 2017**  
(51) **LOC (11) Cl.** ..... **08-08**  
(52) **U.S. Cl.**  
USPC ..... **D8/395**; D8/396  
(58) **Field of Classification Search**  
USPC ..... D8/349, 382, 394, 395, 396, 373;  
D23/249  
CPC ..... F16L 3/00; F16L 3/08; F16B 7/00; F16B  
2/02; F16B 2/20; F16B 7/04  
See application file for complete search history.

(56) **References Cited**  
U.S. PATENT DOCUMENTS  
1,212,979 A \* 1/1917 Mann et al. .... A47K 3/281  
248/213  
2,446,142 A \* 7/1948 Root ..... F16K 27/00  
248/212  
2,807,431 A \* 9/1957 McHale ..... B44D 3/123  
24/535  
D222,430 S \* 10/1971 Jarvis et al. .... D8/373  
D227,745 S \* 7/1973 Kitson et al. .... D8/380  
D228,376 S \* 9/1973 Martz et al. .... D8/356  
D229,030 S \* 11/1973 Kitson et al. .... D8/380  
4,002,349 A \* 1/1977 Dopp ..... A63C 11/021  
280/809  
D257,324 S \* 10/1980 Huff, Jr. .... D8/366

D257,950 S \* 1/1981 Van Meter, Jr. .... D13/154  
4,407,472 A \* 10/1983 Beck ..... A62C 33/04  
24/339  
D275,175 S \* 8/1984 Rolli, Jr. .... D13/154  
D294,457 S \* 3/1988 Doty ..... D8/373  
D295,315 S \* 4/1988 Nelson ..... D24/130  
4,765,584 A \* 8/1988 Lazaris ..... B25H 3/04  
211/70.1  
5,398,365 A \* 3/1995 MacKenzie ..... A46B 11/063  
15/160  
D361,259 S \* 8/1995 LoJacono, Jr. .... D8/356  
D363,211 S \* 10/1995 Noble ..... D8/371  
D374,751 S \* 10/1996 Vong ..... D32/54  
D375,890 S \* 11/1996 Takai ..... D8/380  
D375,894 S \* 11/1996 Ogawa ..... D8/396  
D393,201 S \* 4/1998 Hearidge ..... D8/395  
D421,897 S \* 3/2000 Washecheck ..... D8/395  
D430,699 S \* 9/2000 Coleman, Jr. .... D26/138  
D432,404 S \* 10/2000 Garfinkle ..... D8/395  
D432,905 S \* 10/2000 Sutker ..... D8/394  
D440,005 S \* 4/2001 Blanton ..... 24/16 R  
D483,254 S \* 12/2003 Sels ..... D8/394  
D522,352 S \* 6/2006 Van Straaten ..... D8/395

(Continued)

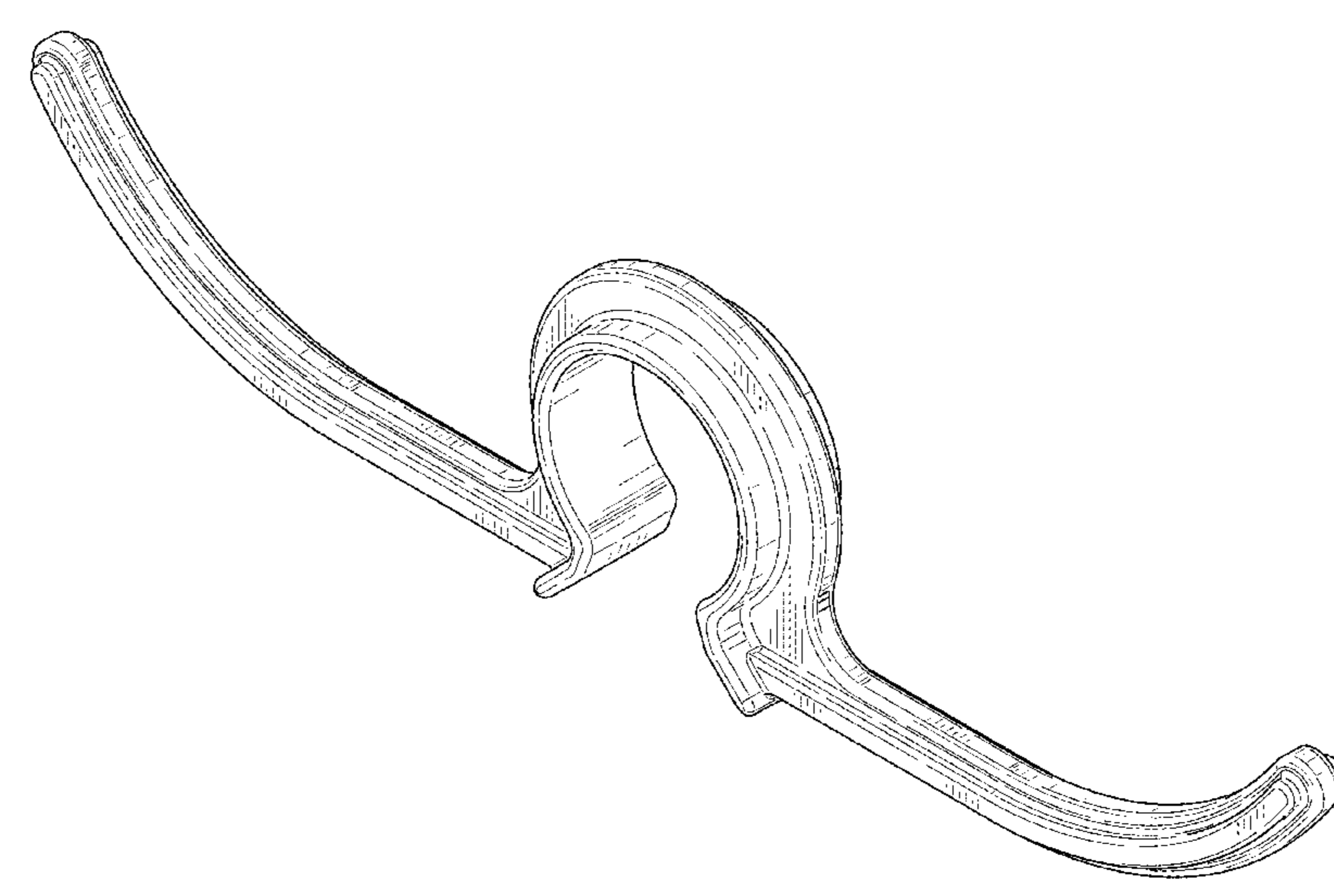
*Primary Examiner* — John Windmuller  
*Assistant Examiner* — Steven J Czyn  
(74) *Attorney, Agent, or Firm* — Charney IP Law LLC

(57) **CLAIM**  
The ornamental design for a drying clip, as shown and described.

**DESCRIPTION**

FIG. 1 is a front perspective view of a drying clip of the present invention;  
FIG. 2 is a front view thereof;  
FIG. 3 is a rear view thereof;  
FIG. 4 is a right side view thereof;  
FIG. 5 is a left side view thereof;  
FIG. 6 is a top view thereof; and,  
FIG. 7 is a bottom view thereof.

**1 Claim, 3 Drawing Sheets**



(56)

**References Cited**

U.S. PATENT DOCUMENTS

7,124,465 B1 \* 10/2006 Kaminstein ..... A47L 13/16  
15/244.3  
D541,637 S \* 5/2007 Heindl ..... D8/382  
D570,673 S \* 6/2008 Geiger ..... D8/394  
D573,448 S \* 7/2008 Young, IV ..... D8/356  
D593,852 S \* 6/2009 Hoebeek ..... D8/394  
D601,412 S \* 10/2009 Brown ..... D8/395  
D628,465 S \* 12/2010 Hernandez ..... D8/356  
D628,468 S \* 12/2010 Camp, Jr. .... D8/395  
D730,721 S \* 6/2015 Degan ..... D8/356  
D736,065 S \* 8/2015 Castellano ..... D8/354  
D745,368 S \* 12/2015 Lutze ..... D13/184  
2014/0306082 A1 10/2014 Harvala

\* cited by examiner

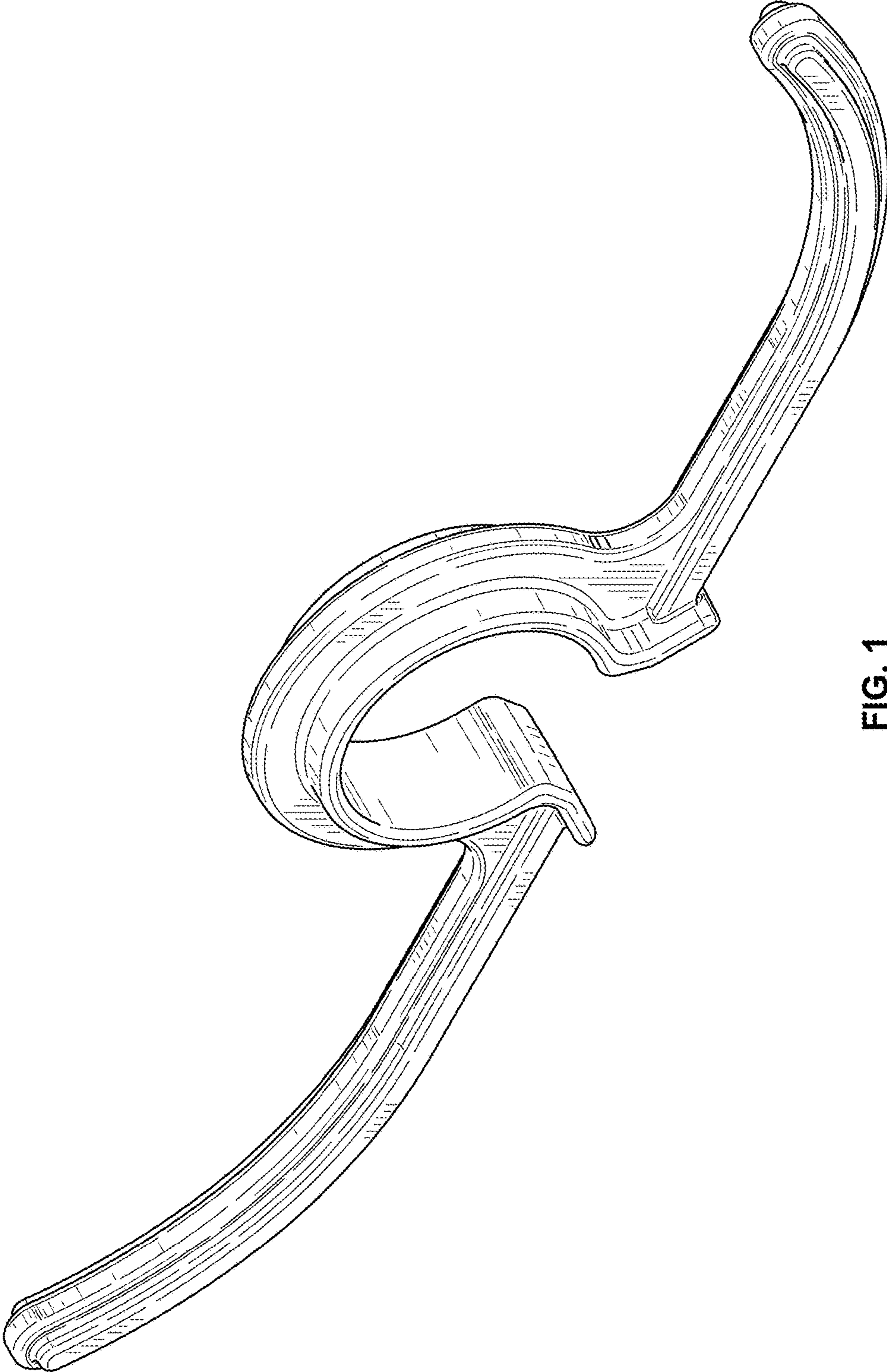


FIG. 1



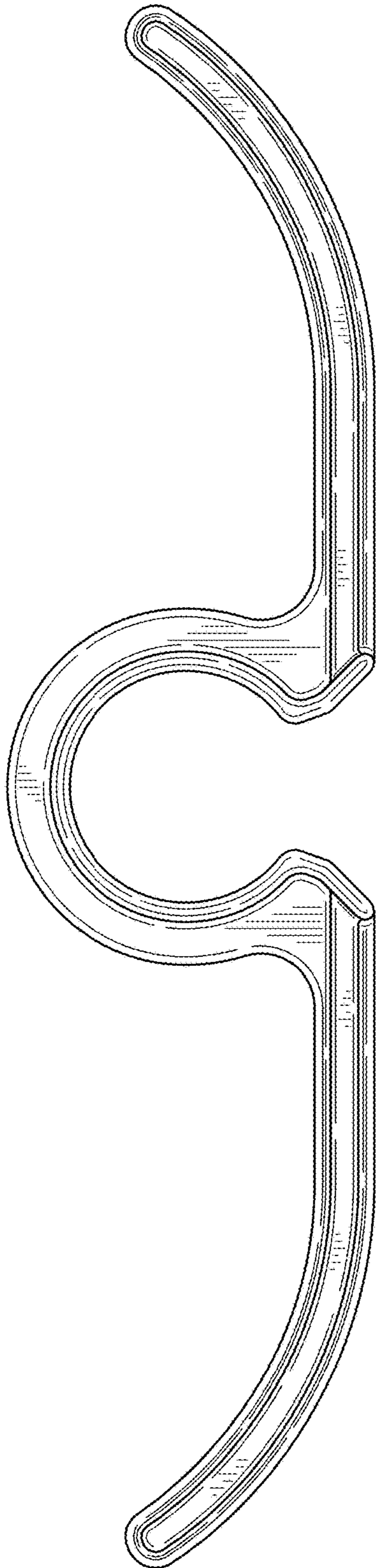


FIG. 2

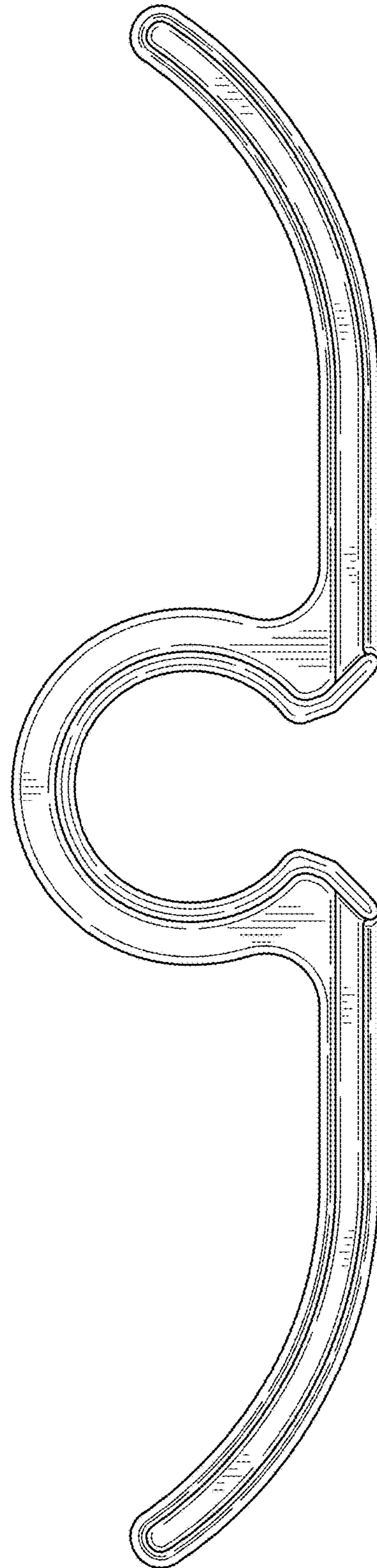


FIG. 3

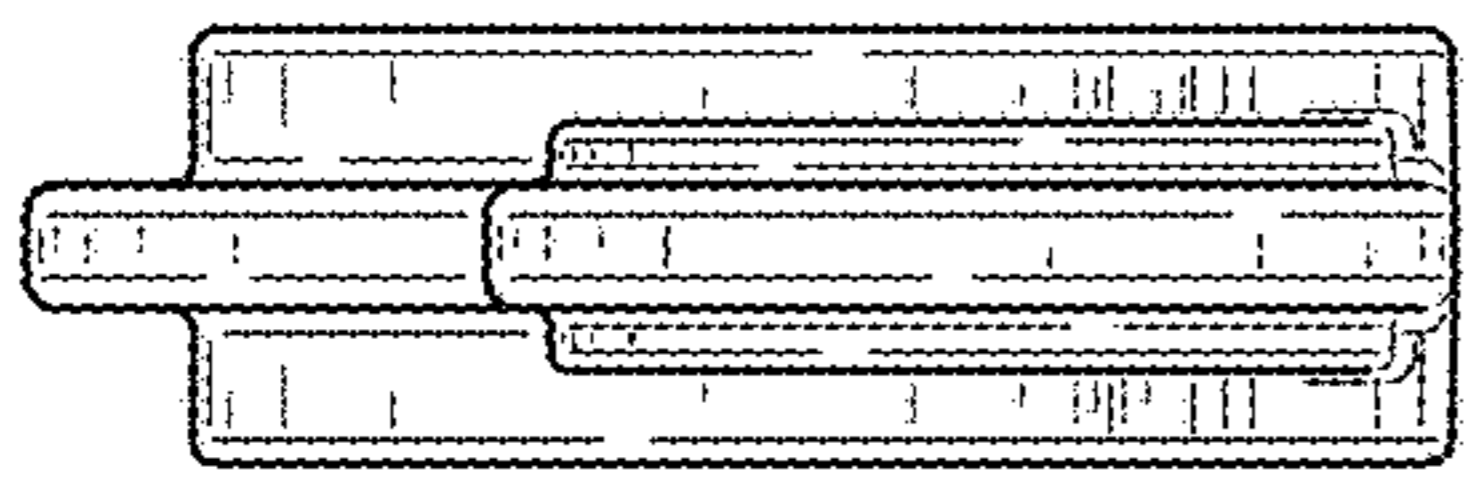


FIG. 4

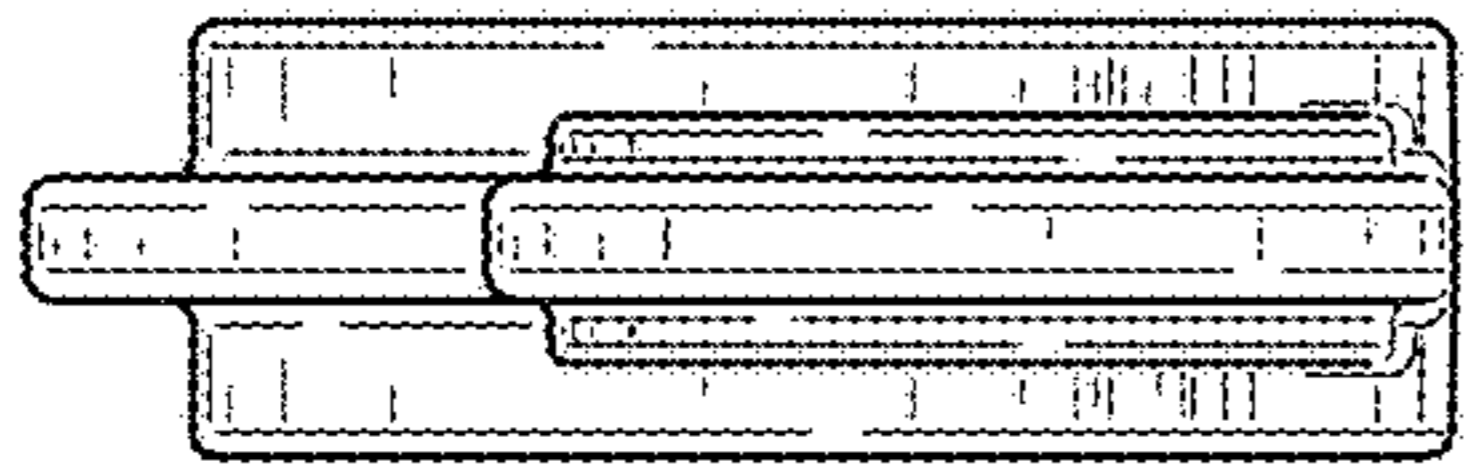


FIG. 5

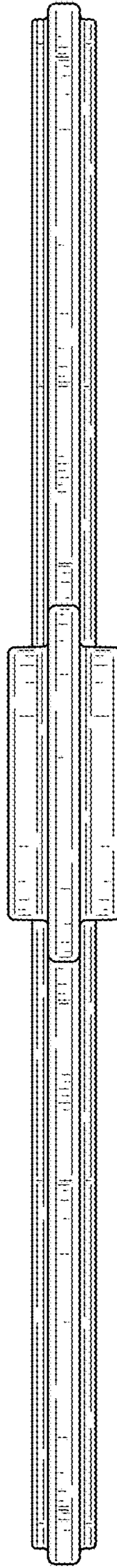


FIG. 6




FIG. 7