



US00D841449S

(12) **United States Design Patent** (10) **Patent No.:** **US D841,449 S**
Aas-Jakobsen et al. (45) **Date of Patent:** **** Feb. 26, 2019**

- (54) **CUSHION FASTENER**
- (71) Applicant: **BBCOMPANY AS**, Oslo (NO)
- (72) Inventors: **Elisabeth Christina Aas-Jakobsen**, Oslo (NO); **Ann Kristin Sveinsvoll Homdrum**, Sandnes (NO); **Hilde Sjo Tavares**, Bryne (NO); **Marius Andresen**, Oslo (NO); **Rolf Blomvagnes**, Oslo (NO); **Kevin Geers**, Oslo (NO)
- (73) Assignee: **BBHUGME AS** (NO)
- (**) Term: **14 Years**
- (21) Appl. No.: **29/516,280**
- (22) Filed: **Jan. 30, 2015**
- (51) **LOC (11) Cl.** **08-08**
- (52) **U.S. Cl.**
USPC **D8/383**; D6/606
- (58) **Field of Classification Search**
USPC D8/349, 382, 383, 394, 499; D6/596, D6/601, 606
CPC A47G 9/1045; A47G 9/10; A47D 13/083; A47D 9/00; A47C 20/025; H02G 3/32
See application file for complete search history.

- (56) **References Cited**
U.S. PATENT DOCUMENTS
997,813 A * 7/1911 Hengel A47G 9/10 492/48
2,226,464 A * 12/1940 Gora A47K 1/14 24/116 A
D131,600 S * 3/1942 Holden 132/273
D241,819 S * 10/1976 Flecken D1/199
D257,200 S * 10/1980 LaRocca 5/645
4,914,789 A * 4/1990 Pedersen B65D 33/1625 24/30.5 S

- 5,375,278 A * 12/1994 VanWinkle A47C 20/021 5/490
- 5,669,935 A * 9/1997 Rosenman A61B 17/0487 606/151
- D398,735 S * 9/1998 Bryant D2/501
- D416,427 S * 11/1999 Pecora D24/211
- D446,677 S * 8/2001 Hall D6/601
- D479,978 S * 9/2003 Watabe D8/356
- D480,942 S * 10/2003 Ishida D8/356
- 6,779,211 B1 * 8/2004 Williams A47D 13/08 5/640
- 6,895,634 B2 * 5/2005 Tisbo H02G 3/083 16/2.1
- D556,333 S * 11/2007 Hoffman D24/200
- 7,757,319 B2 * 7/2010 Kimball A47C 20/021 5/632
- D655,888 S * 3/2012 Mingyun D1/199
- D687,611 S * 8/2013 MacLean D32/61
- D718,062 S * 11/2014 Hirata D6/300

(Continued)

Primary Examiner — Sandra S Snapp
Assistant Examiner — Ieisha N Price
(74) *Attorney, Agent, or Firm* — Saidman DesignLaw Group, LLC

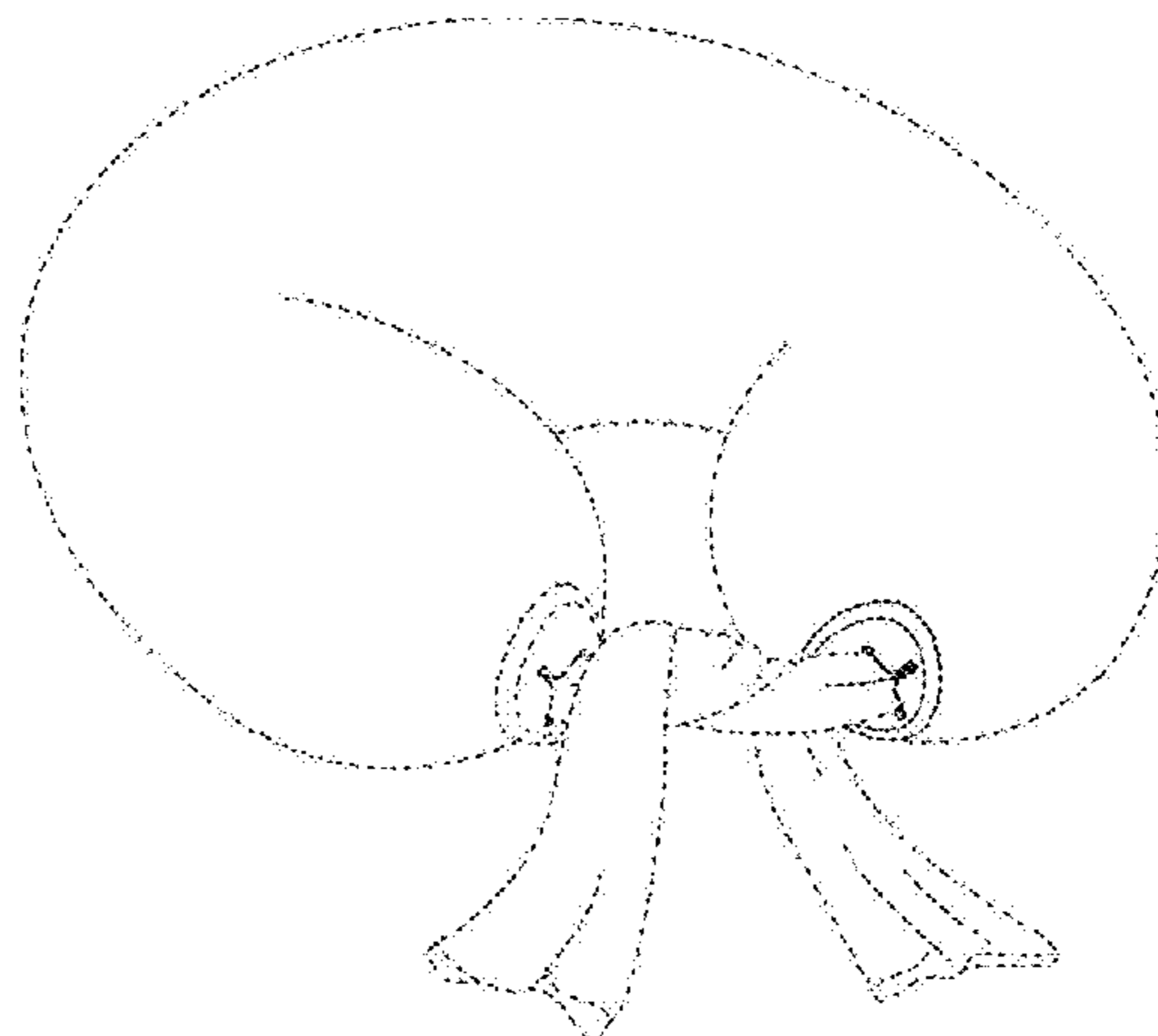
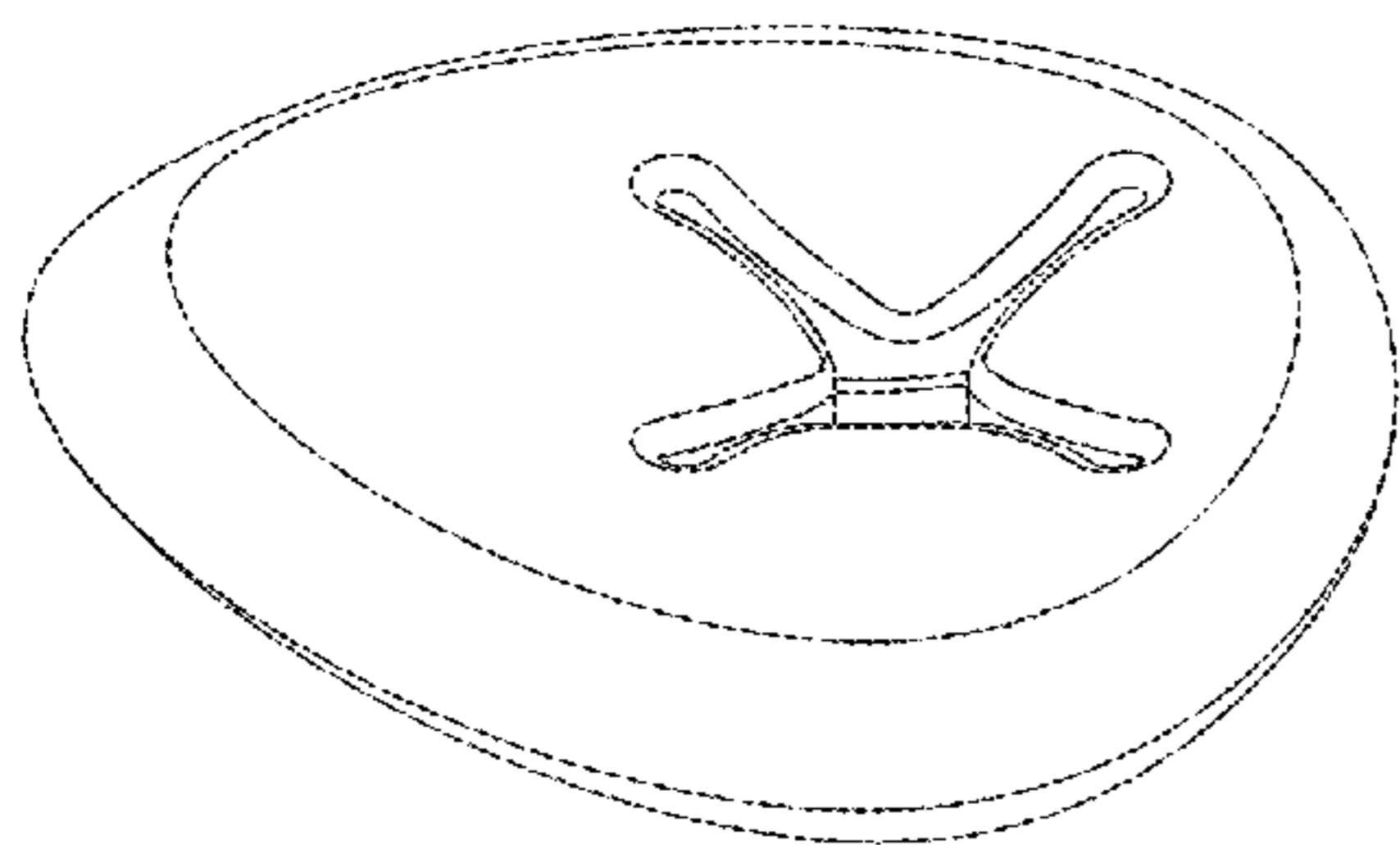
(57) **CLAIM**

The ornamental design for a cushion fastener, as shown and described.

DESCRIPTION

FIG. 1 is a perspective view of our design for a cushion fastener;
FIG. 2 is a front view thereof;
FIG. 3 is a top view thereof;
FIG. 4 is a bottom view thereof;
FIG. 5 is a perspective view showing the claimed design of FIGS. 1-4 in a possible use environment; and
FIG. 6 is a second perspective view thereof, shown in use. The broken lines illustrate environmental structure or features that form no part of the claimed design.

1 Claim, 6 Drawing Sheets



(56)

References Cited

U.S. PATENT DOCUMENTS

8,931,242 B1 * 1/2015 Sardo B65B 51/04
383/121
2008/0121763 A1 * 5/2008 Mori H02G 3/32
248/68.1
2015/0089742 A1 * 4/2015 Aas-Jakobsen A47G 9/1045
5/632

* cited by examiner

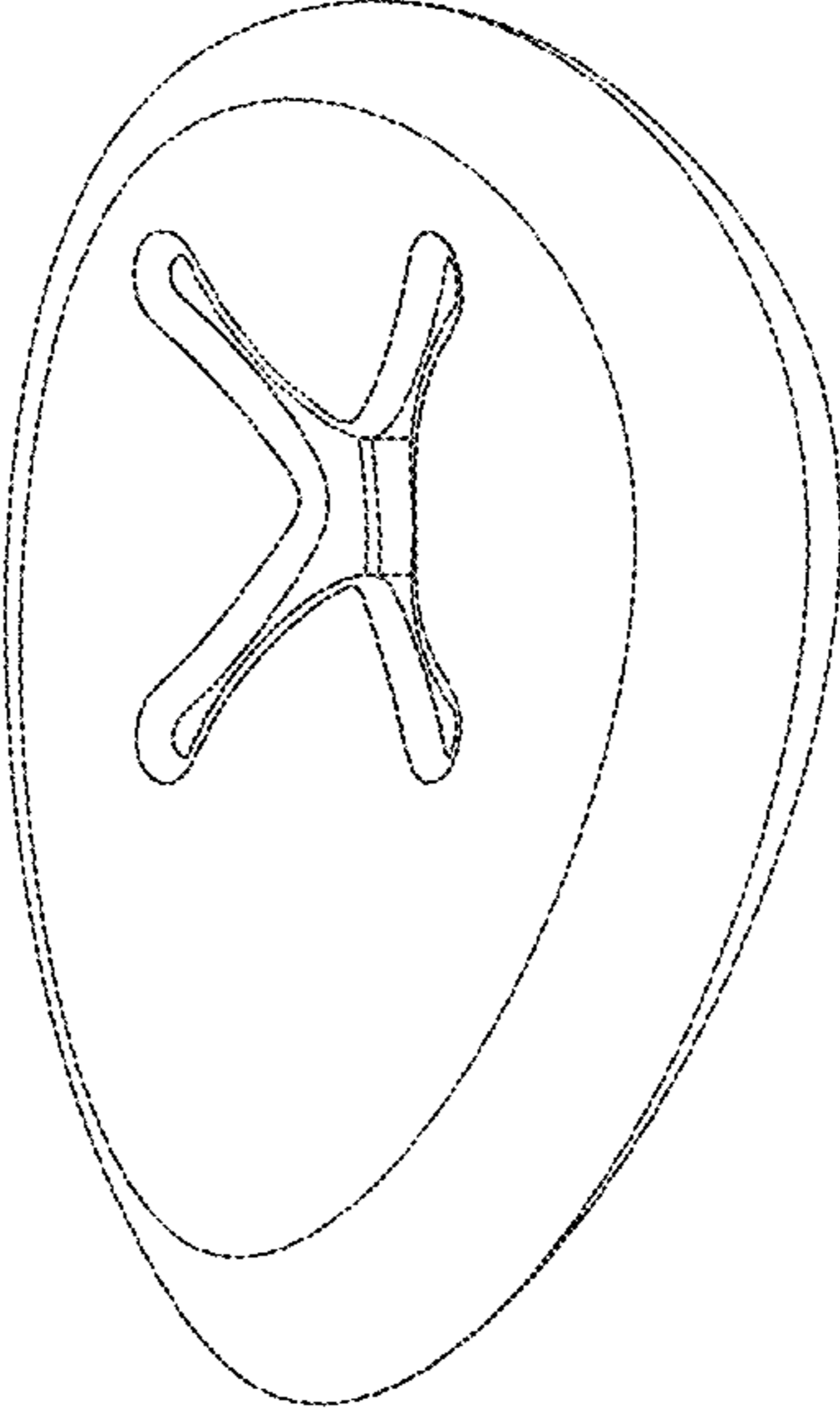


FIG. 1




FIG. 2

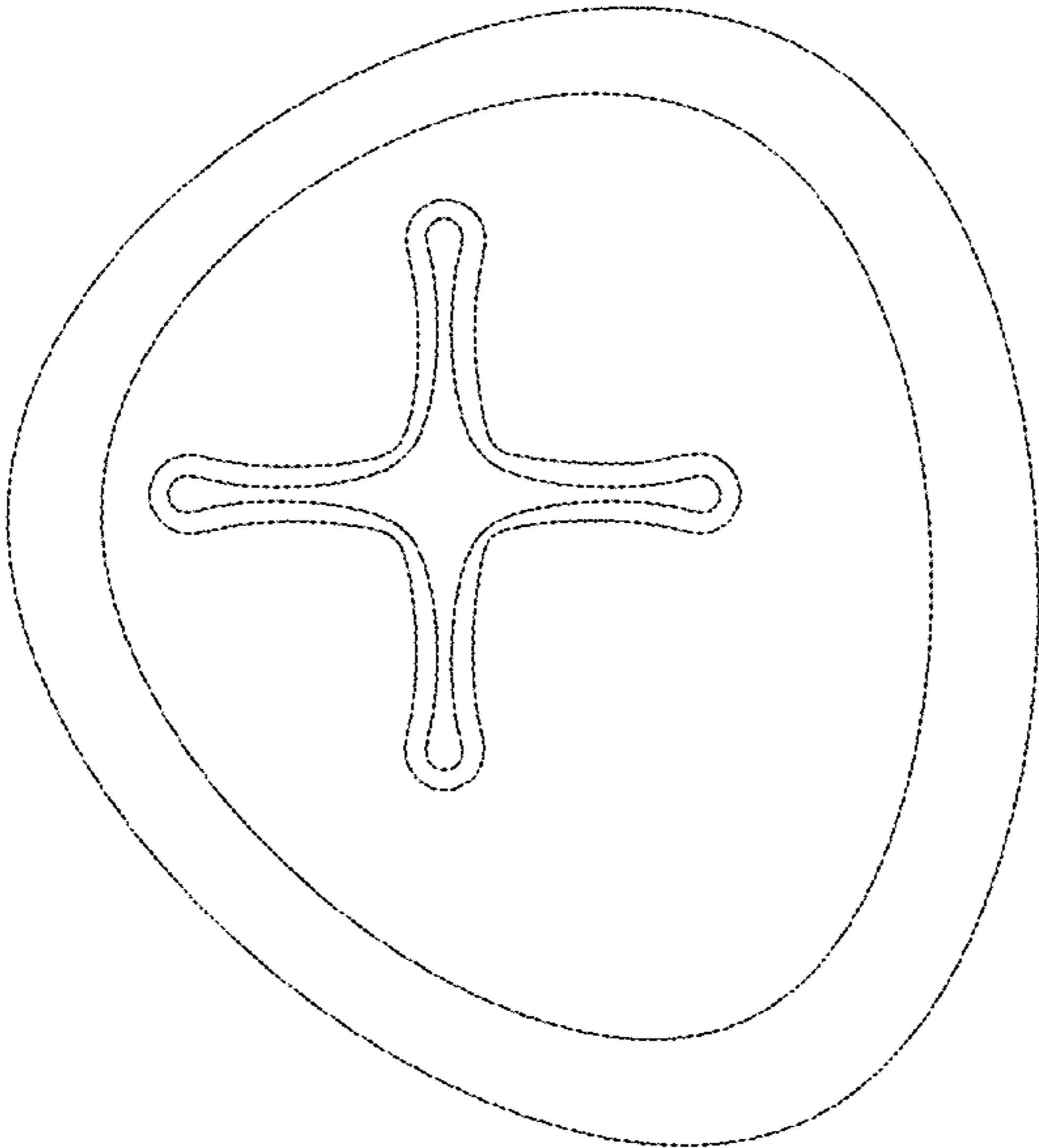


FIG. 3

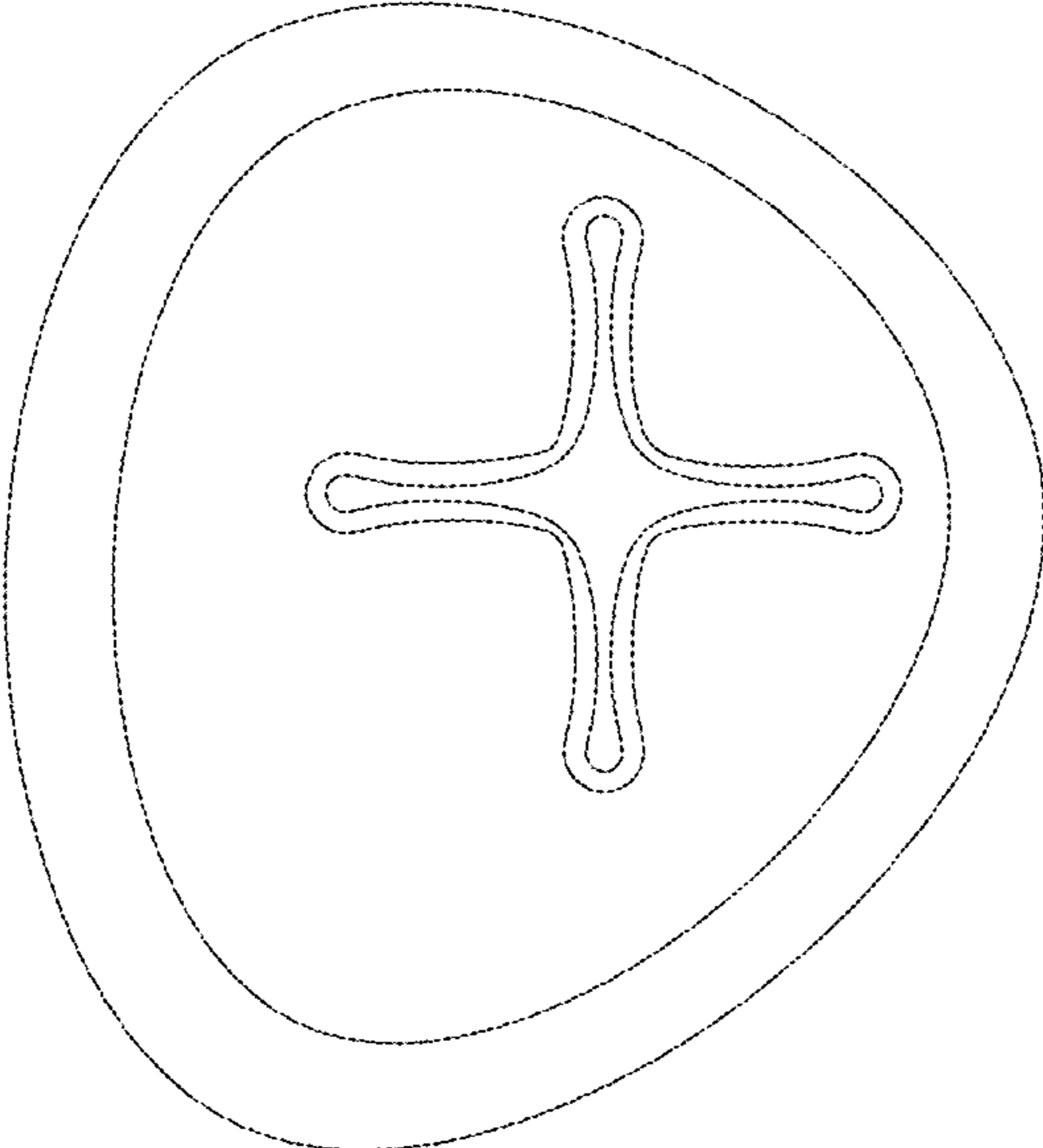


FIG. 4

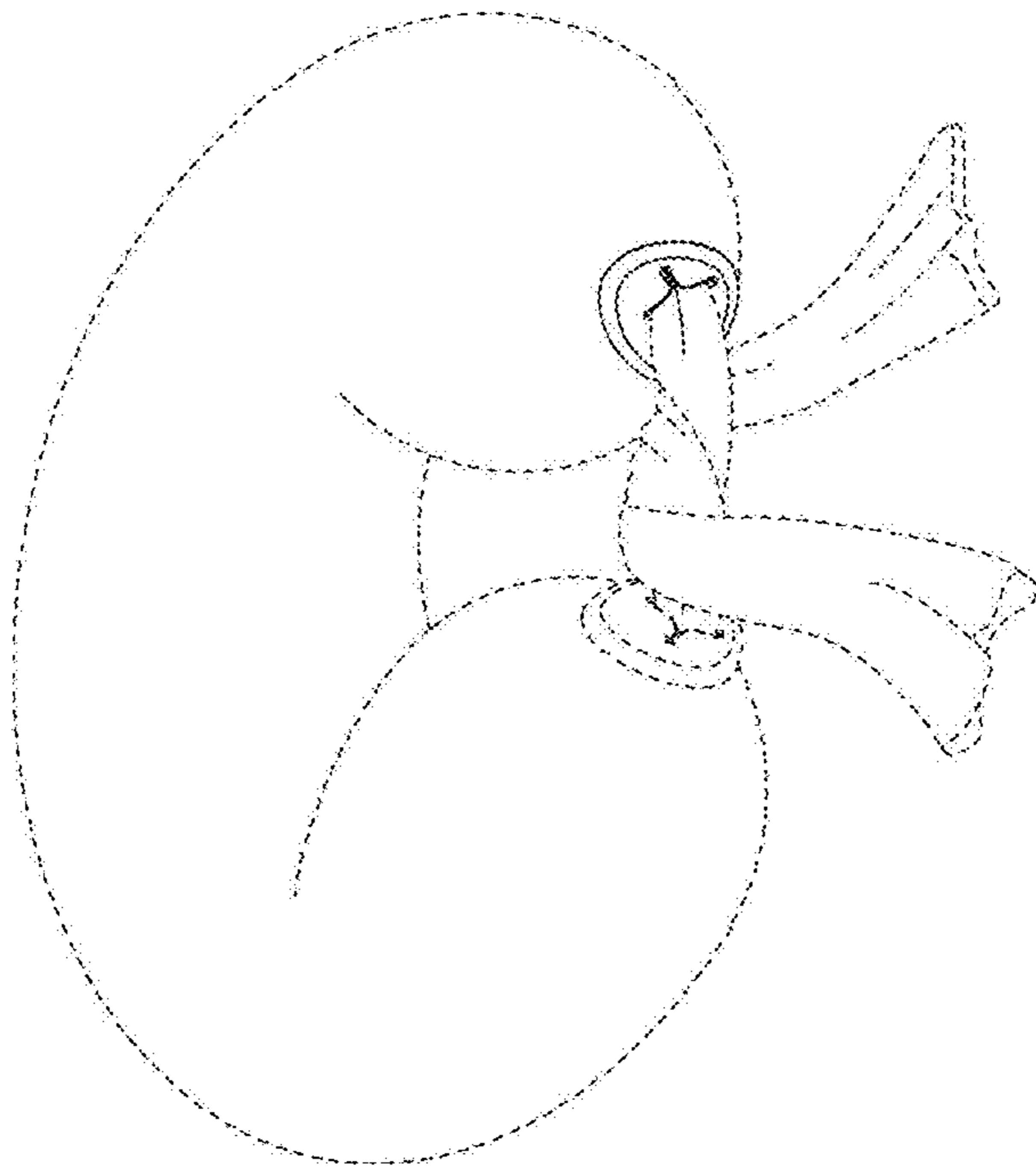


FIG. 5




FIG. 6