



US00D841434S

(12) **United States Design Patent**  
**Vrame**

(10) **Patent No.:** **US D841,434 S**

(45) **Date of Patent:** **\*\* Feb. 26, 2019**

(54) **SUPPORT BRACKET**

(71) Applicant: **S-P Products, Inc.**, Elk Grove Village, IL (US)

(72) Inventor: **Peter A. Vrame**, Elk Grove Village, IL (US)

(\*\*) Term: **15 Years**

(21) Appl. No.: **29/621,909**

(22) Filed: **Oct. 12, 2017**

D449,218 S *	10/2001	Vrame	.....	D8/354
D480,948 S *	10/2003	Patrizzi	.....	D8/354
6,871,827 B2	3/2005	Petak et al.		
D531,010 S *	10/2006	Vrame	.....	D8/354
7,439,443 B2 *	10/2008	Dinh	.....	H02G 3/126 174/481
D598,273 S *	8/2009	Nerskov	.....	D8/354
D612,226 S *	3/2010	Dinh	.....	D8/356
7,699,283 B2 *	4/2010	Vrame	.....	H02G 3/381 220/3.9
RE44,515 E *	10/2013	Ciungan	.....	D14/452
D694,739 S *	12/2013	Badillo	.....	D14/239
D757,521 S *	5/2016	Rosner	.....	D8/354
9,559,504 B2 *	1/2017	Jones	.....	H02G 3/126

(Continued)

**Related U.S. Application Data**

(62) Division of application No. 29/567,503, filed on Jun. 9, 2016, now Pat. No. Des. 803,665.

(51) **LOC (11) Cl.** ..... **08-05**

(52) **U.S. Cl.**  
USPC ..... **D8/354**

(58) **Field of Classification Search**  
USPC ..... D08/353, 356, 363, 366, 371, 373, 380,  
D08/381; D13/154; D14/140.6, 452;  
D24/127, 128, 234; D25/119, 120, 121  
CPC ..... A47B 87/00; A47B 96/02; A47B 96/06;  
A47B 57/06; A47B 87/005; A47B 57/34;  
A47B 96/021; A47B 96/061; B63B  
22/00; F16B 37/02; F21V 21/02; F21S  
8/00; G10K 1/26; G10K 1/28; G10K  
9/22; H02G 1/00

See application file for complete search history.

(56) **References Cited**

**U.S. PATENT DOCUMENTS**

D259,242 S *	5/1981	Gilb	.....	D8/373
4,423,448 A	12/1983	Frandsen		
4,732,356 A *	3/1988	Medlin, Sr.	.....	H02G 3/125 174/58
5,263,676 A *	11/1993	Medlin, Jr.	.....	H02G 3/126 220/3.6
D379,970 S *	6/1997	Chambers	.....	D13/156

**OTHER PUBLICATIONS**

Universal Box Mounting Bracket, 2-1/2 or 3-5/8 in. Stud Wall Depth, Item# BB4-25, posted Jun. 12, 2017, [retrieved May 16, 2018]. Retrieved from Internet, <URL: <https://www.garvinindustries.com/hanging-and-support/brackets/fixed-position/bb4-25> >.\*

(Continued)

*Primary Examiner* — Barbara Fox  
*Assistant Examiner* — Kristin E Reed  
(74) *Attorney, Agent, or Firm* — Wood, Phillips, Katz, Clark & Mortimer

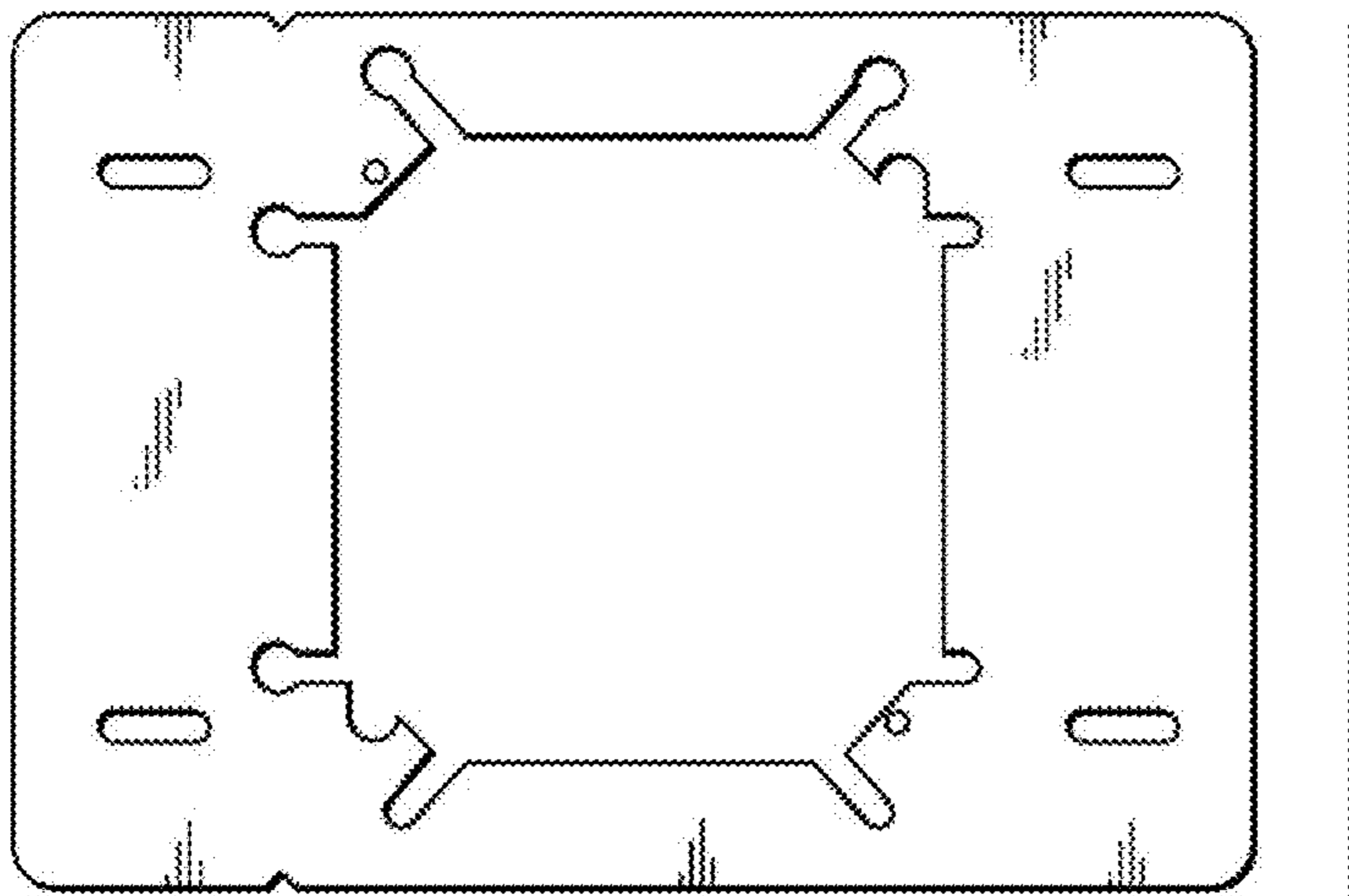
(57) **CLAIM**

The ornamental design for a support bracket, substantially as shown and described.

**DESCRIPTION**

FIG. 1 is a top plan view of a support bracket showing my new design;  
FIG. 2 is a front elevational view thereof, the rear elevational view being a mirror image; and,  
FIG. 3 is a left elevational view thereof, the right elevational view being a mirror image.

**1 Claim, 1 Drawing Sheet**



(56)

**References Cited**

U.S. PATENT DOCUMENTS

9,653,899 B2 \* 5/2017 Salian ..... H02G 3/121  
9,667,050 B1 \* 5/2017 Vrame ..... H02G 3/22  
D803,665 S \* 11/2017 Vrame ..... D8/354  
D814,383 S \* 4/2018 Mink ..... D12/223  
2014/0334149 A1 11/2014 Nolan et al.  
2016/0087416 A1 3/2016 Vrame

OTHER PUBLICATIONS

Snap to Stud Electrical Box Bracket, posted unknown, [retrieved May 16, 2018]. Retrieved from Internet, <URL: <https://www.connexiones.com/2344138/Product/Snap-to-Stud-Electrical-Box-Bracket> >.\*

\* cited by examiner

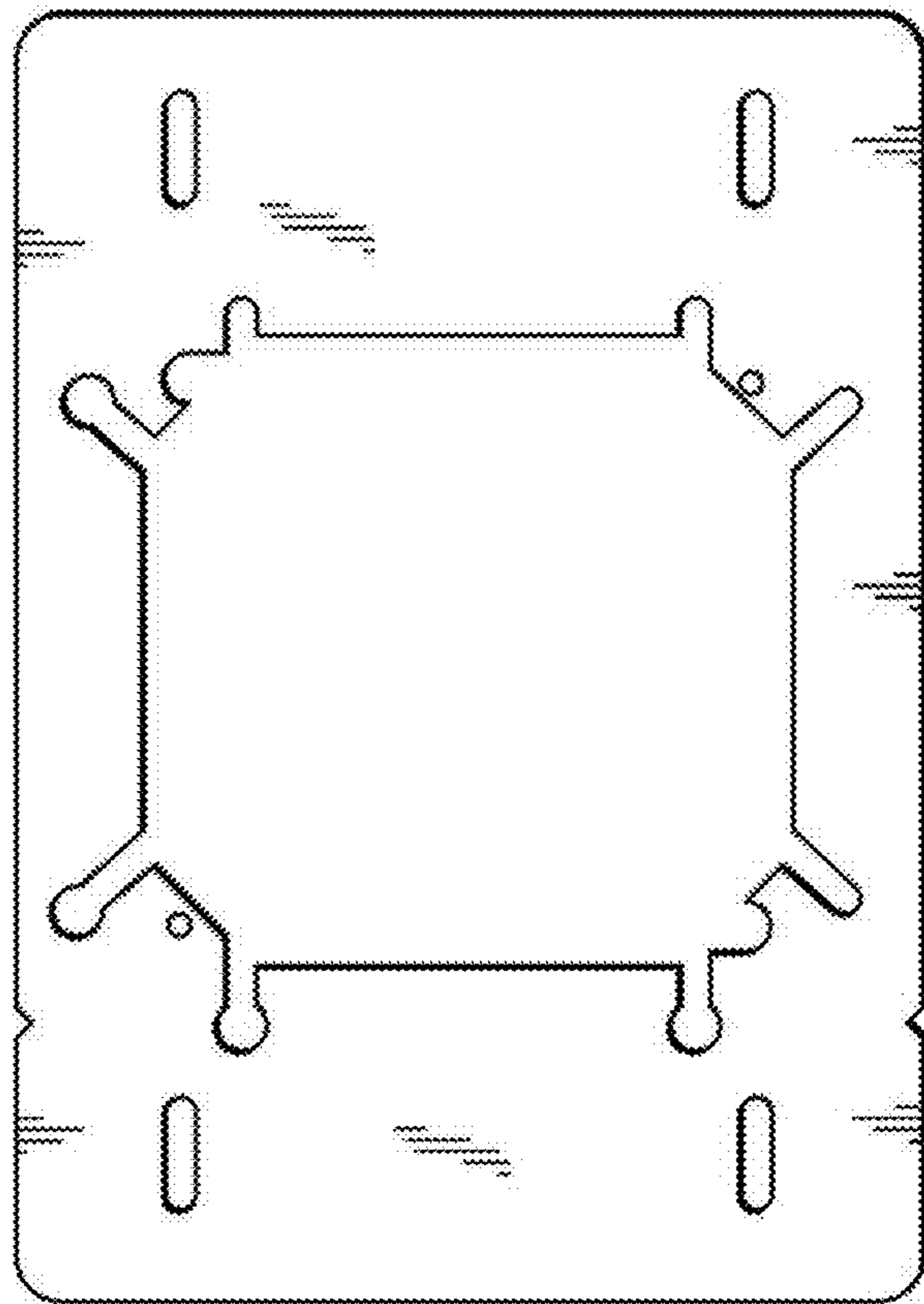


FIG. 1




FIG. 3



FIG. 2