



US00D841415S

(12) **United States Design Patent**
French

(10) **Patent No.:** **US D841,415 S**

(45) **Date of Patent:** **** Feb. 26, 2019**

- (54) **SNOW SHOVEL BLADE**
- (71) Applicant: **Nicholas French**, Doulas, MI (US)
- (72) Inventor: **Nicholas French**, Doulas, MI (US)
- (**) Term: **15 Years**
- (21) Appl. No.: **29/613,975**
- (22) Filed: **Aug. 15, 2017**
- (51) **LOC (11) Cl.** **08-01**
- (52) **U.S. Cl.**
USPC **D8/10**
- (58) **Field of Classification Search**
USPC D8/1, 10, 9; D30/162; D21/532
CPC E01H 5/02; A01B 1/02; A01B 1/04; A01B
1/08; A01B 1/22; A01B 1/026; A01B
1/222; A46B 15/0055
See application file for complete search history.

- D400,410 S * 11/1998 Soto D8/16
- 5,906,060 A 5/1999 Tonry
- D412,429 S * 8/1999 Toft D8/10
- 5,975,602 A 11/1999 Zan
- D433,889 S 11/2000 Spear
- 6,290,273 B1 9/2001 Moisan
- 6,334,640 B1 1/2002 Werner et al.
- D477,755 S 7/2003 Markley
- D553,920 S 10/2007 Rosine
- D558,004 S 12/2007 Kelly, Jr.
- 7,305,779 B1 12/2007 Purvis
- D572,094 S 7/2008 Rosine et al.
- 7,581,771 B2 9/2009 Rosine
- 7,673,401 B1 * 3/2010 Muti E01C 19/2005
37/265
- 8,166,677 B1 5/2012 Woyak
- D676,723 S 2/2013 Norwood et al.
- 8,714,607 B1 * 5/2014 Suber A01B 1/02
294/50
- D708,495 S 7/2014 Stein
(Continued)

Primary Examiner — Sheryl Lane
(74) *Attorney, Agent, or Firm* — King & Partners, PLC

(56) **References Cited**
U.S. PATENT DOCUMENTS

- 845,549 A 2/1907 Henry
- 3,078,604 A 2/1963 Neuman
- 3,218,738 A 11/1965 Bowerman
- 4,149,744 A 4/1979 Bonnes
- 4,199,181 A 4/1980 Mason
- 4,280,727 A 7/1981 Germain
- 4,559,726 A 12/1985 Moisan
- 4,865,373 A 9/1989 Hudson
- 4,985,961 A 1/1991 Kegley
- 4,991,324 A 2/1991 Fine et al.
- 5,037,235 A * 8/1991 Aquilina B25G 1/04
16/427
- 5,348,360 A 9/1994 Mencarelli
- 5,440,828 A 8/1995 Simpson
- D381,375 S 7/1997 Spear et al.
- D395,212 S 6/1998 Vosbikian
- 5,810,408 A 9/1998 Armstrong

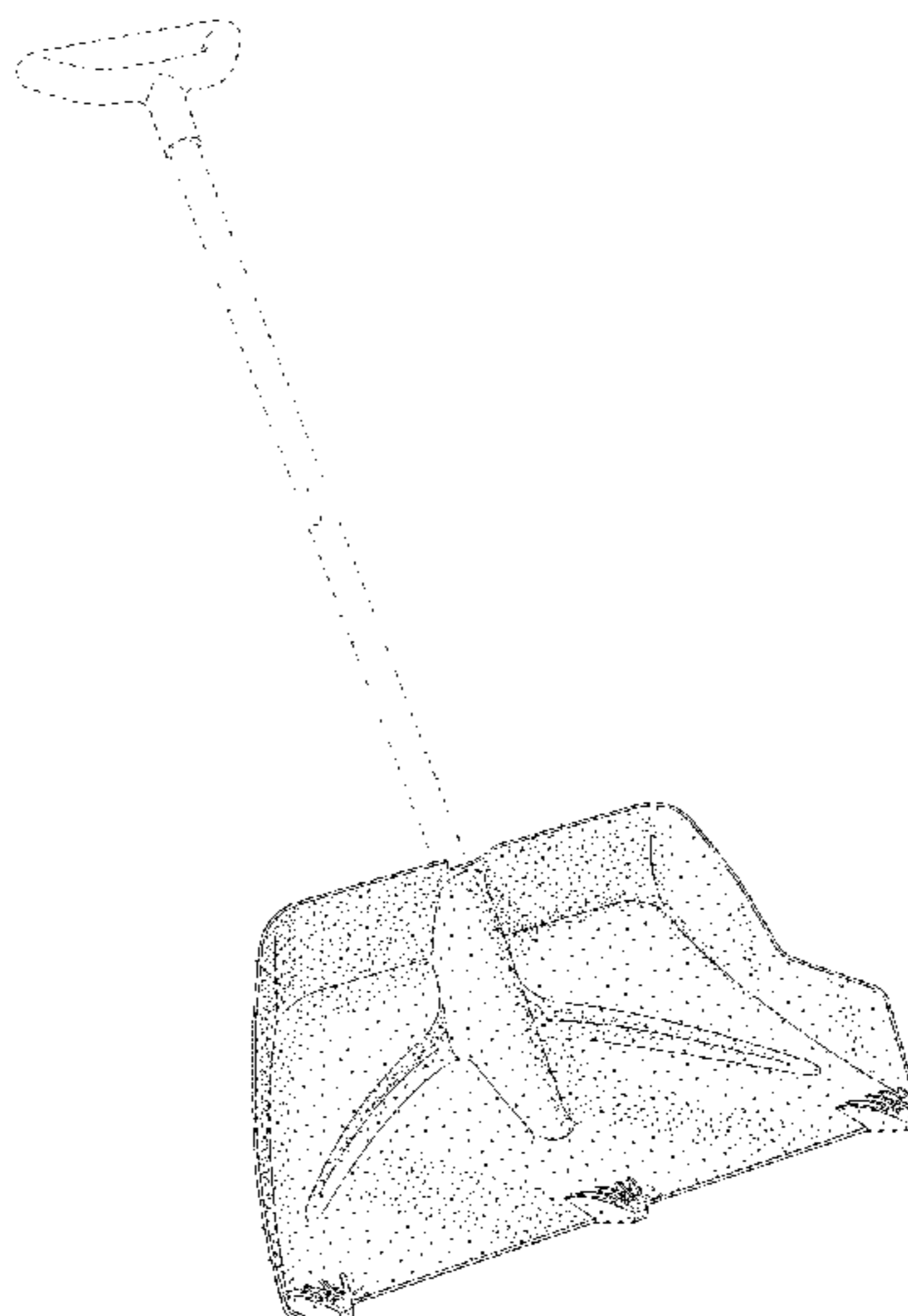
(57) **CLAIM**

The ornamental design for a snow shovel blade, as shown and described.

DESCRIPTION

FIG. 1 is a front perspective view of a snow shovel blade showing, in particular, the ornamental design thereof. FIG. 2 is a front view of the snow shovel blade of FIG. 1. FIG. 3 is a rear view of the snow shovel blade of FIG. 1; and, FIG. 4 is a left side view of the snow shovel blade of FIG. 1. The broken line portions of FIGS. 1-4 are included to show unclaimed subject matter only and form no part of the claimed design.

1 Claim, 4 Drawing Sheets



(56)

References Cited

U.S. PATENT DOCUMENTS

8,800,175	B1	8/2014	Faraci et al.	
D718,100	S	11/2014	Masalin et al.	
9,353,493	B1	5/2016	French	
D758,152	S	6/2016	Blouin et al.	
D780,542	S *	3/2017	Rojas	D8/10
D782,888	S	4/2017	Philenza	
D809,353	S	2/2018	Blouin et al.	
D811,181	S *	2/2018	Koehler	D8/10
2004/0222652	A1	11/2004	Colville	
2005/0160632	A1	7/2005	Williams	
2005/0184542	A1	8/2005	Moreschini	
2006/0249964	A1	11/2006	Brazeau	
2007/0145756	A1	6/2007	DeWinter	
2011/0198875	A1	8/2011	Smith	
2014/0217759	A1	8/2014	Uffner et al.	
2015/0123413	A1 *	5/2015	Spataro	E01H 5/02 294/54.5

* cited by examiner

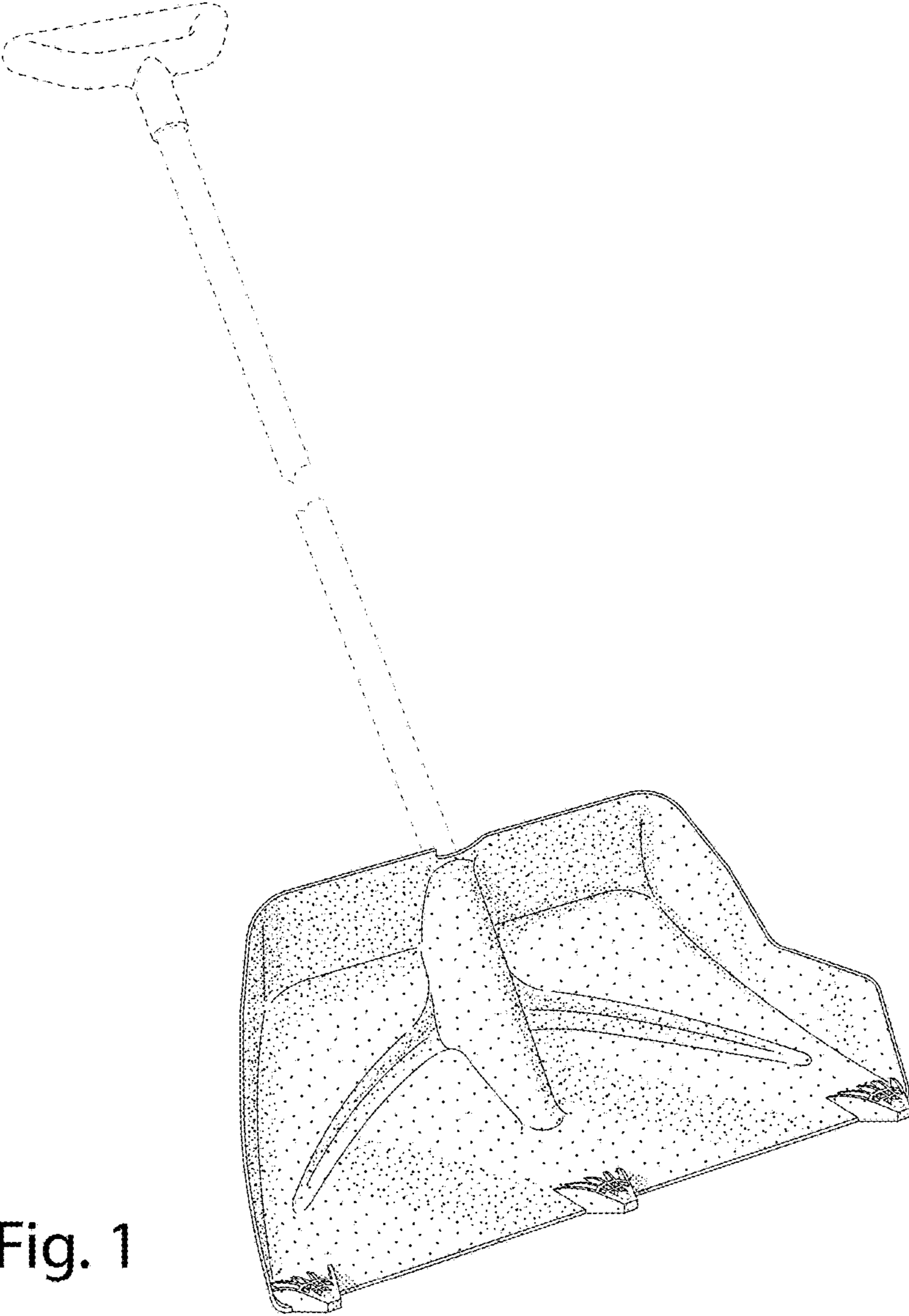


Fig. 1

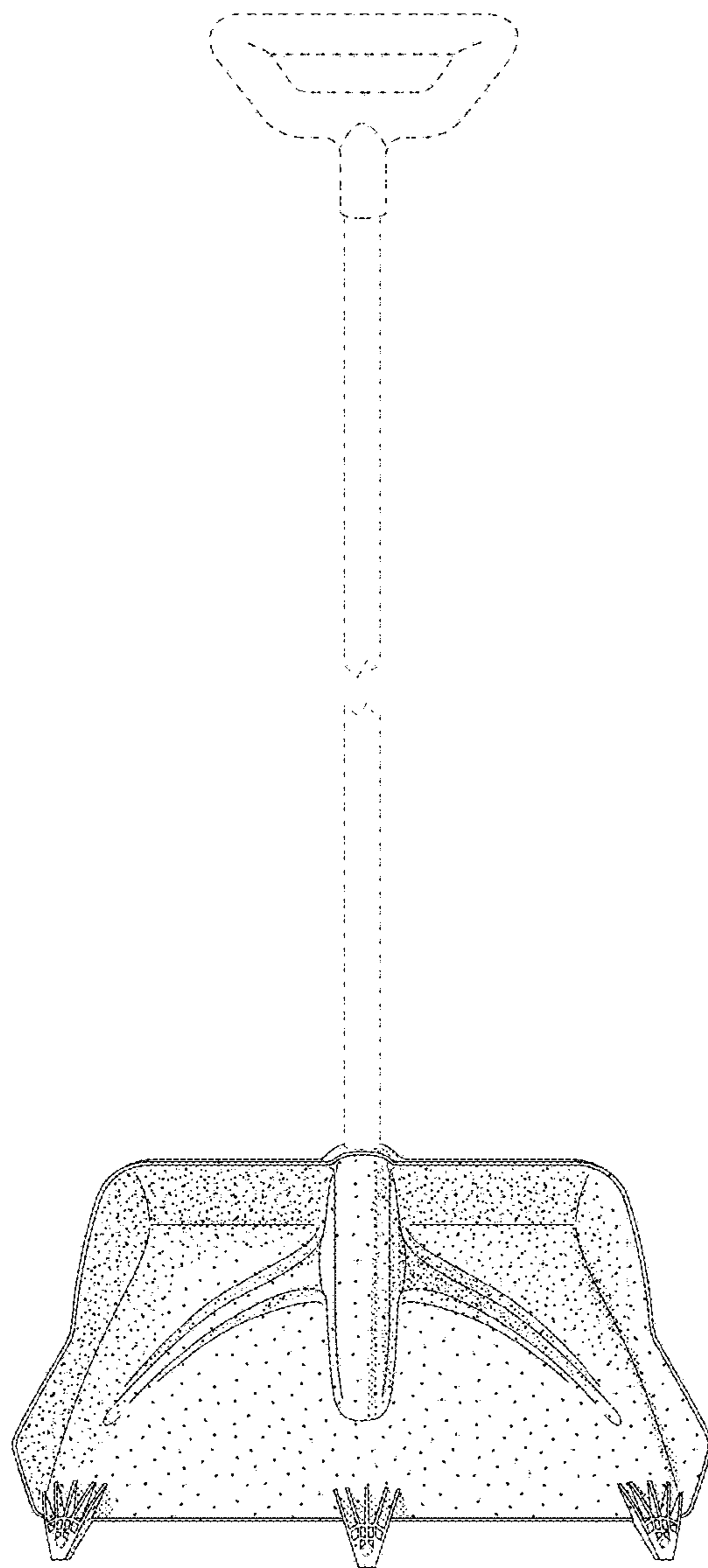


Fig. 2

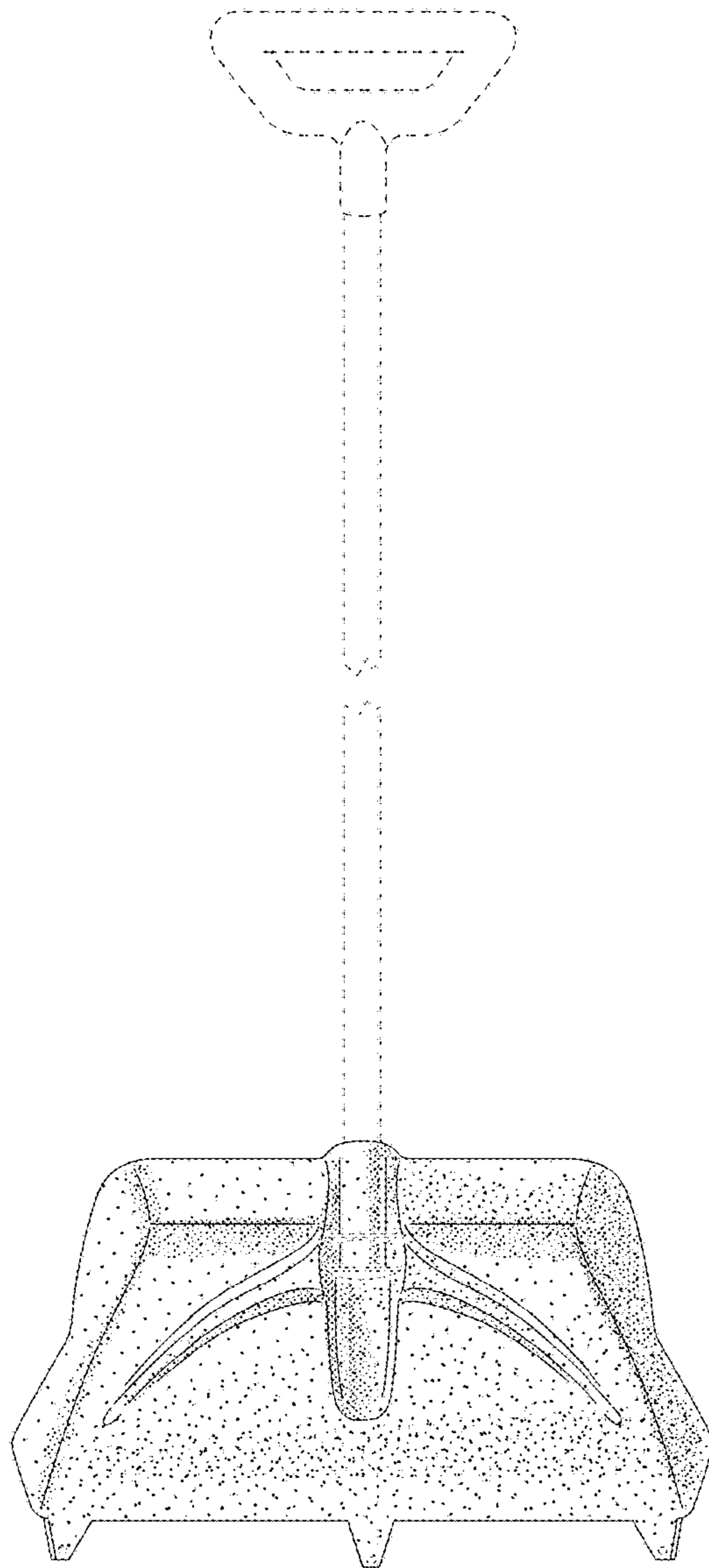


Fig. 3




Fig. 4