

US00D841414S

(12) **United States Design Patent** (10) **Patent No.:** **US D841,414 S**
French (45) **Date of Patent:** **** Feb. 26, 2019**

(54) **SNOW SHOVEL**
(71) Applicant: **Nicholas French**, Doulas, MI (US)
(72) Inventor: **Nicholas French**, Doulas, MI (US)
(**) Term: **15 Years**
(21) Appl. No.: **29/610,043**
(22) Filed: **Jul. 8, 2017**
(51) **LOC (11) Cl.** **08-01**
(52) **U.S. Cl.**
USPC **D8/10**
(58) **Field of Classification Search**
USPC D8/10
CPC E01H 5/02; A01B 1/04; A01B 1/02; A01B
1/12; A01B 1/026
See application file for complete search history.

6,290,273 B1 9/2001 Moisan
6,334,640 B1 1/2002 Werner et al.
D477,755 S 7/2003 Markley
D553,920 S * 10/2007 Rosine D8/10
D558,004 S 12/2007 Kelly, Jr.
7,305,779 B1 12/2007 Purvis
D572,094 S 7/2008 Rosine et al.
7,581,771 B2 9/2009 Rosine
8,166,677 B1 5/2012 Woyak
D673,822 S * 1/2013 Kopp D8/10
D676,723 S 2/2013 Norwood et al.
D706,594 S * 6/2014 Workman D8/10
D708,495 S * 7/2014 Stein D8/10
D711,209 S * 8/2014 Fischer B25G 1/102
D8/300
8,800,175 B1 8/2014 Faraci et al.
D718,100 S 11/2014 Masalin et al.
9,353,493 B1 5/2016 French
D758,152 S * 6/2016 Blouin D8/10

(Continued)

Primary Examiner — Sheryl Lane
(74) Attorney, Agent, or Firm — King & Partners, PLC

(56) **References Cited**
U.S. PATENT DOCUMENTS

845,549 A 2/1907 Henry
3,078,604 A 2/1963 Neuman
3,218,738 A 11/1965 Bowerman
4,149,744 A 4/1979 Bonnes
4,199,181 A 4/1980 Mason
4,280,727 A 7/1981 Germain
4,559,726 A 12/1985 Moisan
4,865,373 A 9/1989 Hudson
4,985,961 A 1/1991 Kegley
4,991,324 A 2/1991 Fine et al.
5,348,360 A 9/1994 Mencarelli
5,440,828 A 8/1995 Simpson
D381,375 S 7/1997 Spear et al.
D395,212 S 6/1998 Vosbikian
5,810,408 A 9/1998 Armstrong
5,906,060 A 5/1999 Tonry
5,951,078 A * 9/1999 Whitehead E01H 5/02
294/54.5
5,975,602 A 11/1999 Zan
D433,889 S 11/2000 Spear

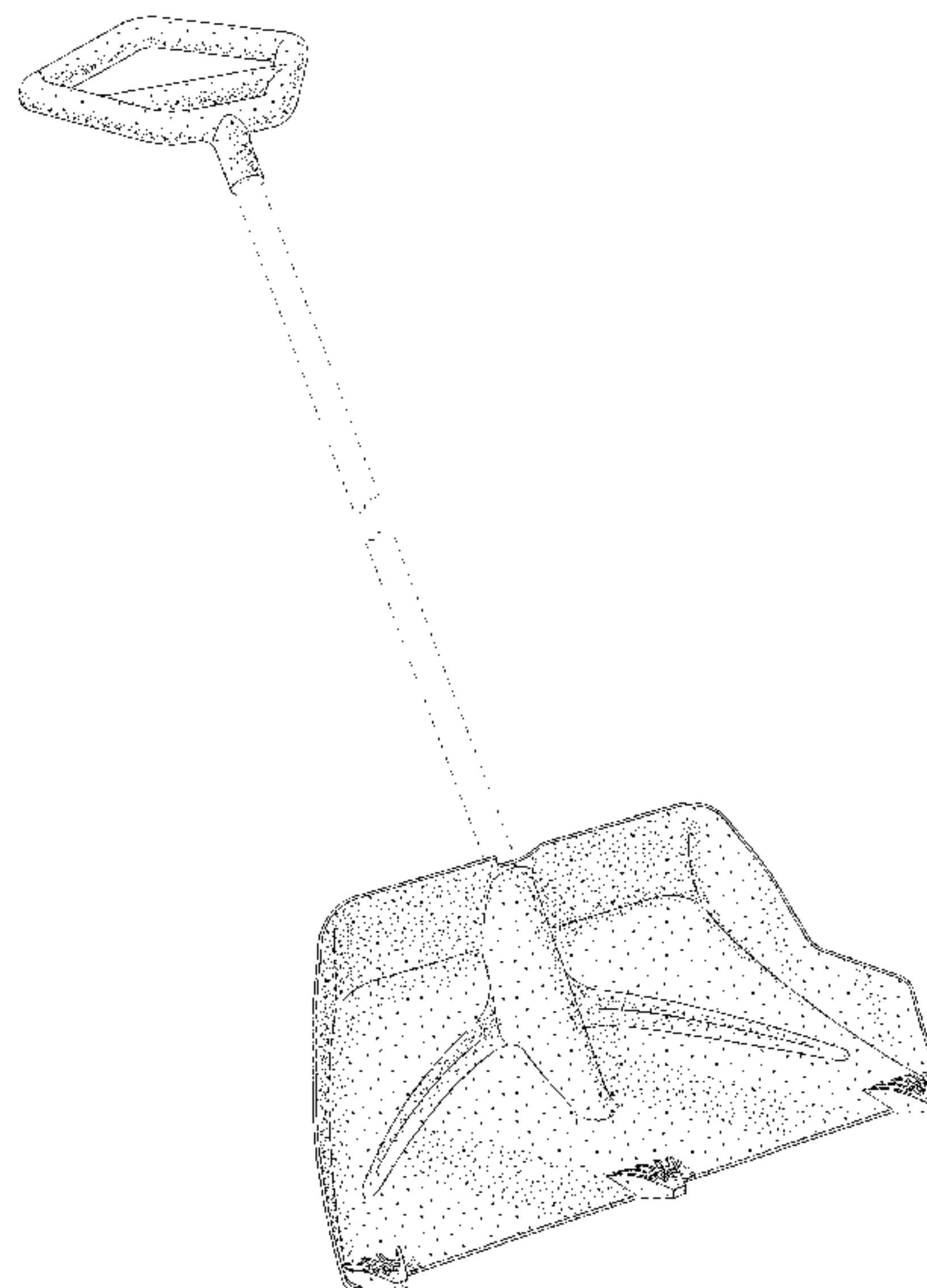
(57) **CLAIM**

The ornamental design for a snow shovel, as shown and described.

DESCRIPTION

FIG. 1 is a front perspective view of a snow shovel showing, in particular, the ornamental design thereof.
FIG. 2 is a front view of the snow shovel of FIG. 1.
FIG. 3 is a rear view of the snow shovel of FIG. 1.
FIG. 4 is a left side view of the snow shovel of FIG. 1.
FIG. 5 is a bottom plan view of the snow shovel of FIG. 1; and,
FIG. 6 is a top plan view of the snow shovel of FIG. 1.
The broken line portions of FIGS. 1-6 are included to show unclaimed subject matter only and form no part of the claimed design.

1 Claim, 4 Drawing Sheets



(56)

References Cited

U.S. PATENT DOCUMENTS

D780,542 S * 3/2017 Rojas D8/10
D782,888 S 4/2017 Philenza
D788,551 S * 6/2017 Blouin D8/10
D800,520 S * 10/2017 Pieper-Bailey E01H 5/02
D8/10
D809,353 S 2/2018 Blouin et al.
D811,181 S * 2/2018 Koehler D8/10
2003/0025344 A1 * 2/2003 Schultice E01H 5/02
294/54.5
2004/0222652 A1 11/2004 Colville
2005/0160632 A1 7/2005 Williams
2005/0184542 A1 8/2005 Moreschini
2006/0249964 A1 11/2006 Brazeau
2007/0145756 A1 6/2007 DeWinter
2011/0198875 A1 8/2011 Smith
2014/0217759 A1 8/2014 Uffner et al.
2018/0087229 A1 * 3/2018 French E01H 5/02

* cited by examiner

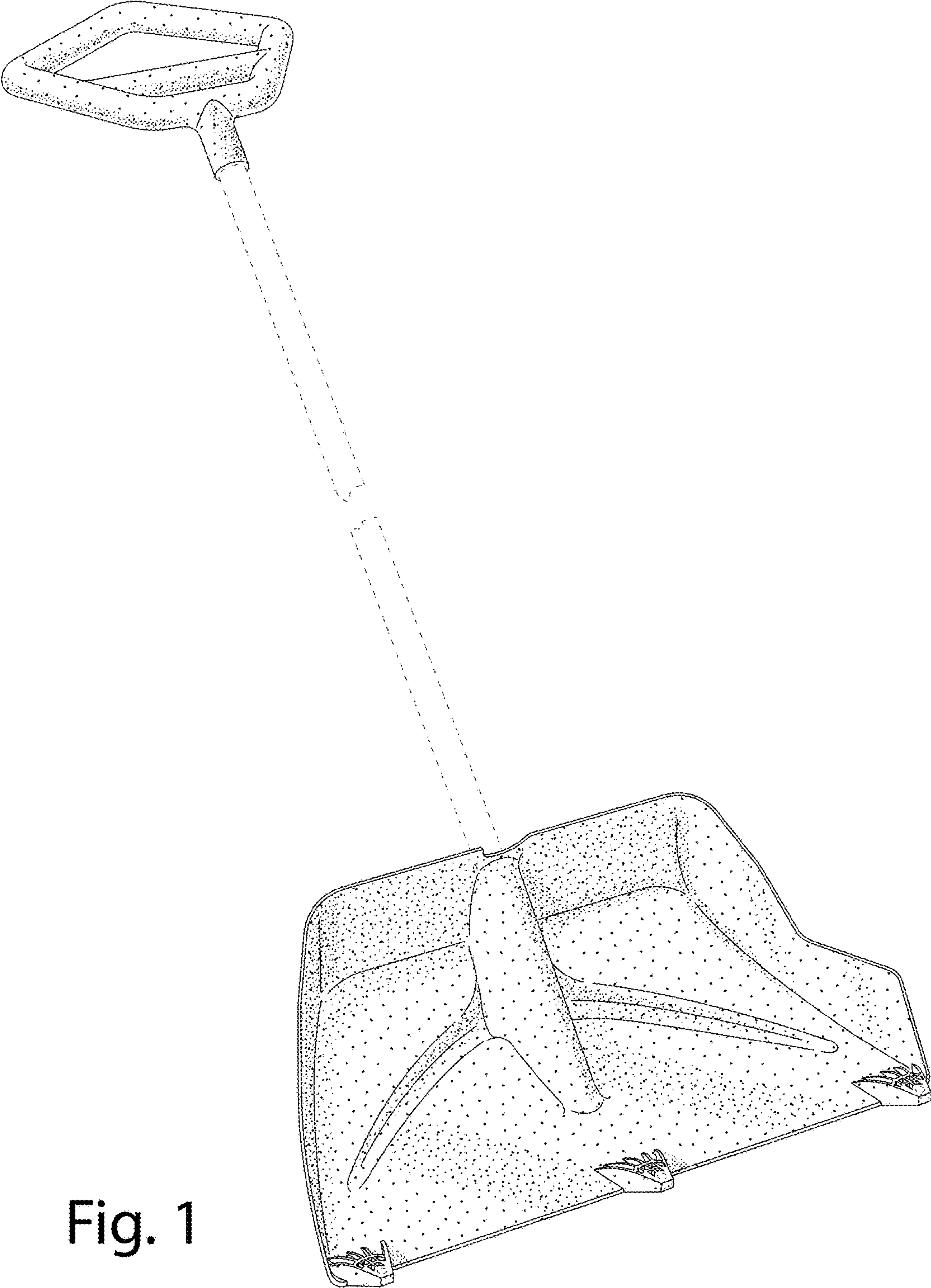


Fig. 1

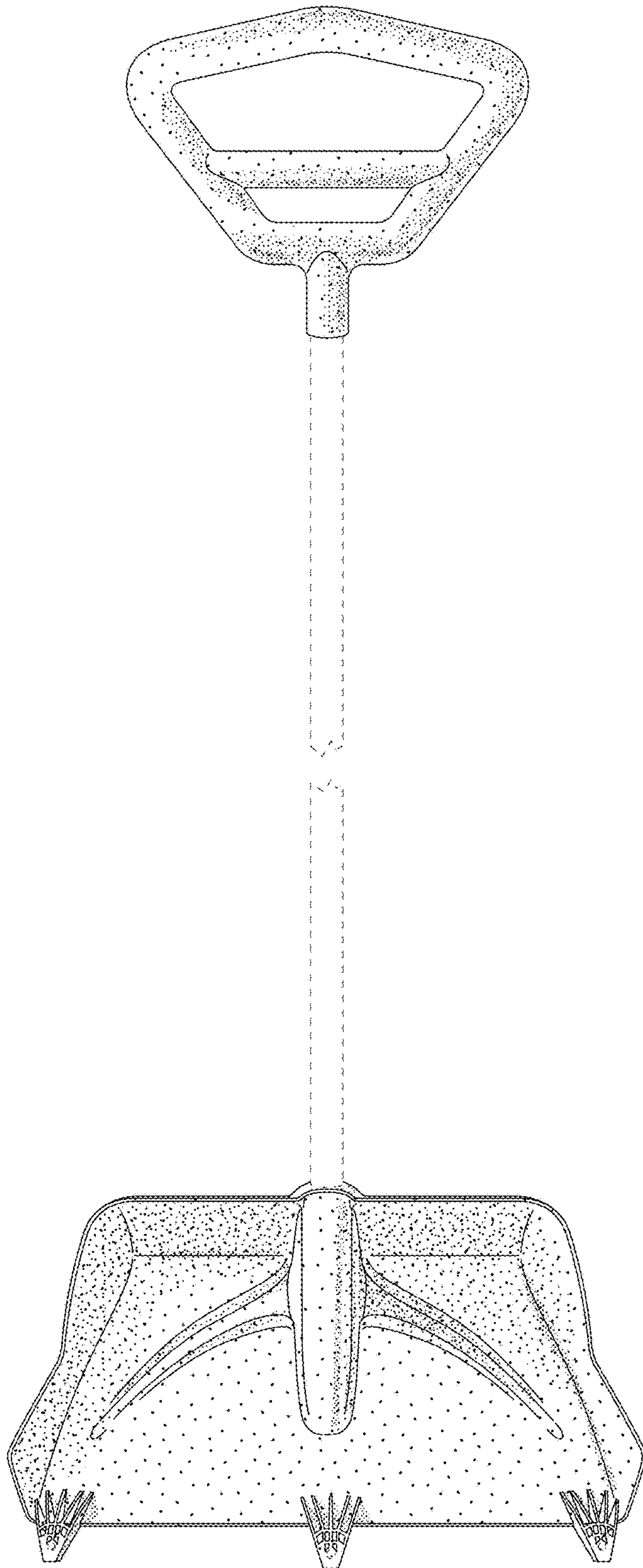


Fig. 2

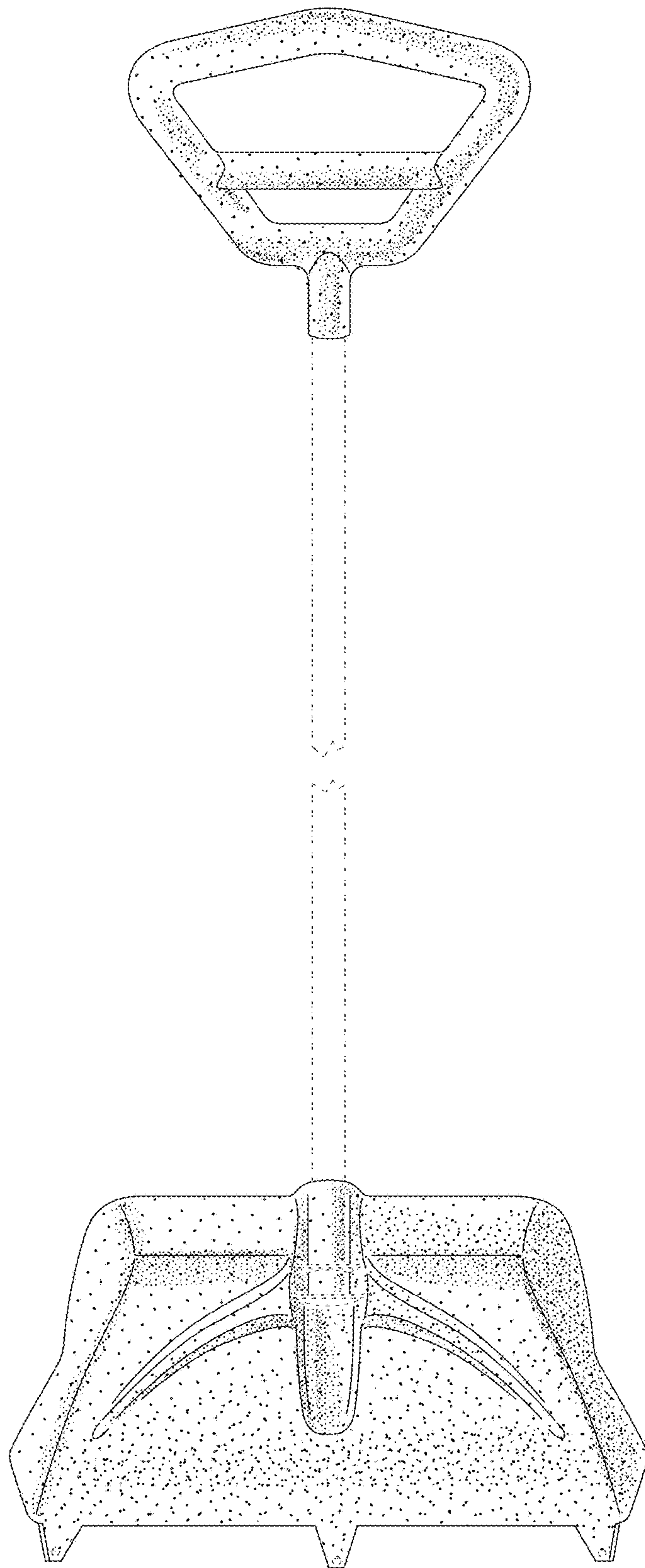


Fig. 3




Fig. 4

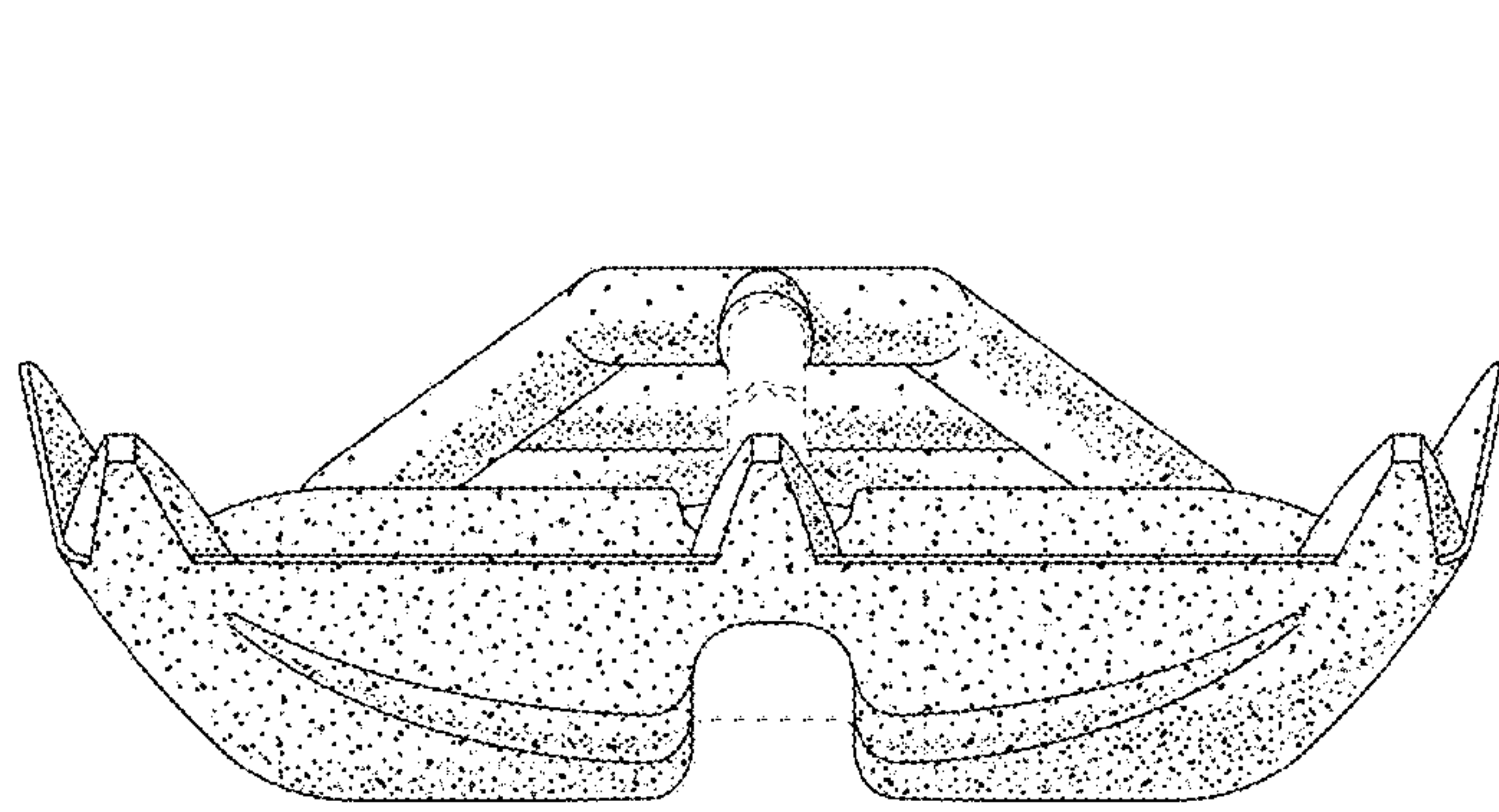


Fig. 5

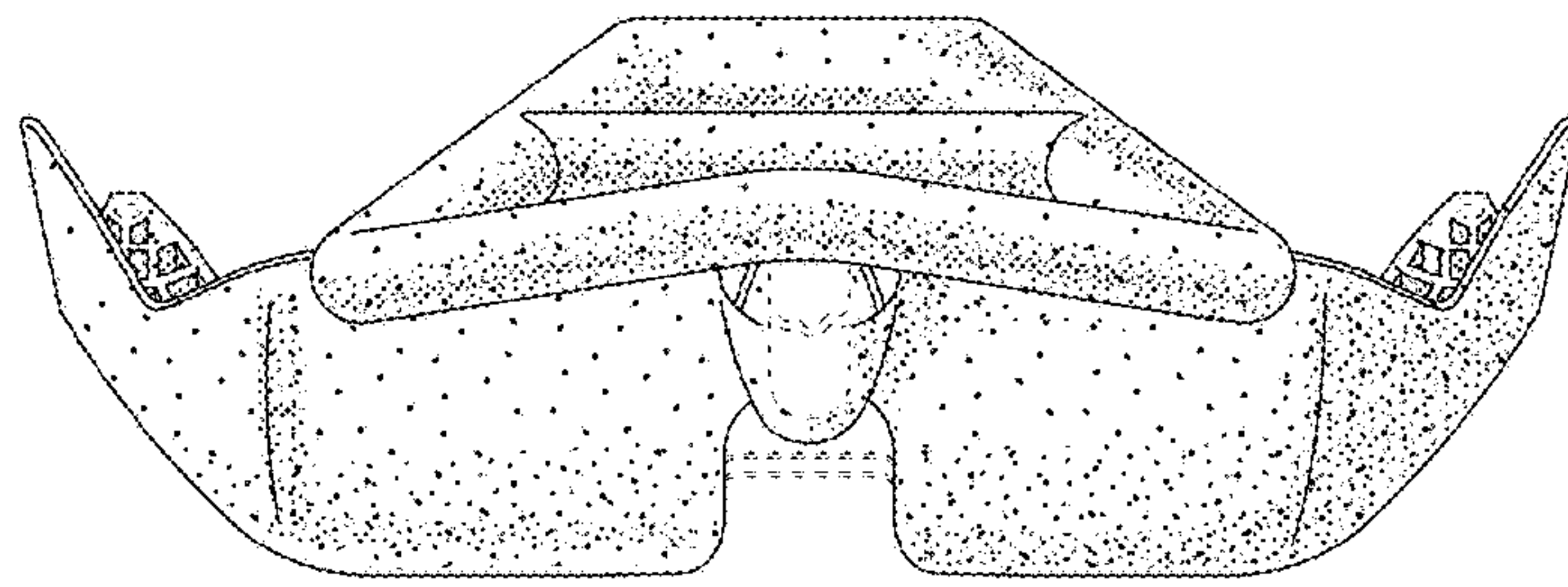


Fig. 6