



US00D841381S

(12) **United States Design Patent** (10) **Patent No.:** **US D841,381 S**  
**Karsten** (45) **Date of Patent:** **\*\* Feb. 26, 2019**

- (54) **BOTTLE**
- (71) Applicants: **Gillian Theresa Karsten**, Somerset West (ZA); **Deon Karsten**, Somerset West (ZA); **Christos Lambrou**, Somerset West (ZA)
- (72) Inventor: **Deon Karsten**, Somerset West (ZA)
- (73) Assignees: **Gillian Theresa Karsten**, Somerset West (ZA); **Deon Karsten**, Somerset West (ZA); **Christos Lambrou**, Somerset West (ZA)
- (\*\*) Term: **15 Years**
- (21) Appl. No.: **29/630,071**
- (22) Filed: **Dec. 19, 2017**
- (51) **LOC (11) Cl.** ..... **07-01**
- (52) **U.S. Cl.**  
USPC ..... **D7/300.1**; D9/516
- (58) **Field of Classification Search**  
USPC ... D7/509-511, 543, 396.2, 300, 300.1, 608, D7/605, 523; D9/523, 525, 530, 551, D9/435, 528  
CPC ..... A47G 19/22; A47G 19/2205; A47G 19/2272; A47G 19/2288; A47G 19/2222; A45F 3/16; A45F 3/18; A45F 22/00; A45F 22/0583; B65D 43/00; B65D 23/102; B65D 41/26; B65D 41/04; B65D 1/02; B65D 1/06  
See application file for complete search history.

- D827,389 S \* 9/2018 McClure ..... D7/608
- D828,113 S \* 9/2018 Fleischhut ..... D7/608
- 2013/0140306 A1\* 6/2013 D'Anglade ..... B65D 15/08 22/4.28
- 2017/0007051 A1\* 1/2017 Fisch ..... A47G 19/24
- \* cited by examiner

*Primary Examiner* — Derrick E Holland  
*Assistant Examiner* — Andrew Kerr  
 (74) *Attorney, Agent, or Firm* — Tucker Ellis LLP

(57) **CLAIM**

The ornamental design for a bottle, as shown and described.

**DESCRIPTION**

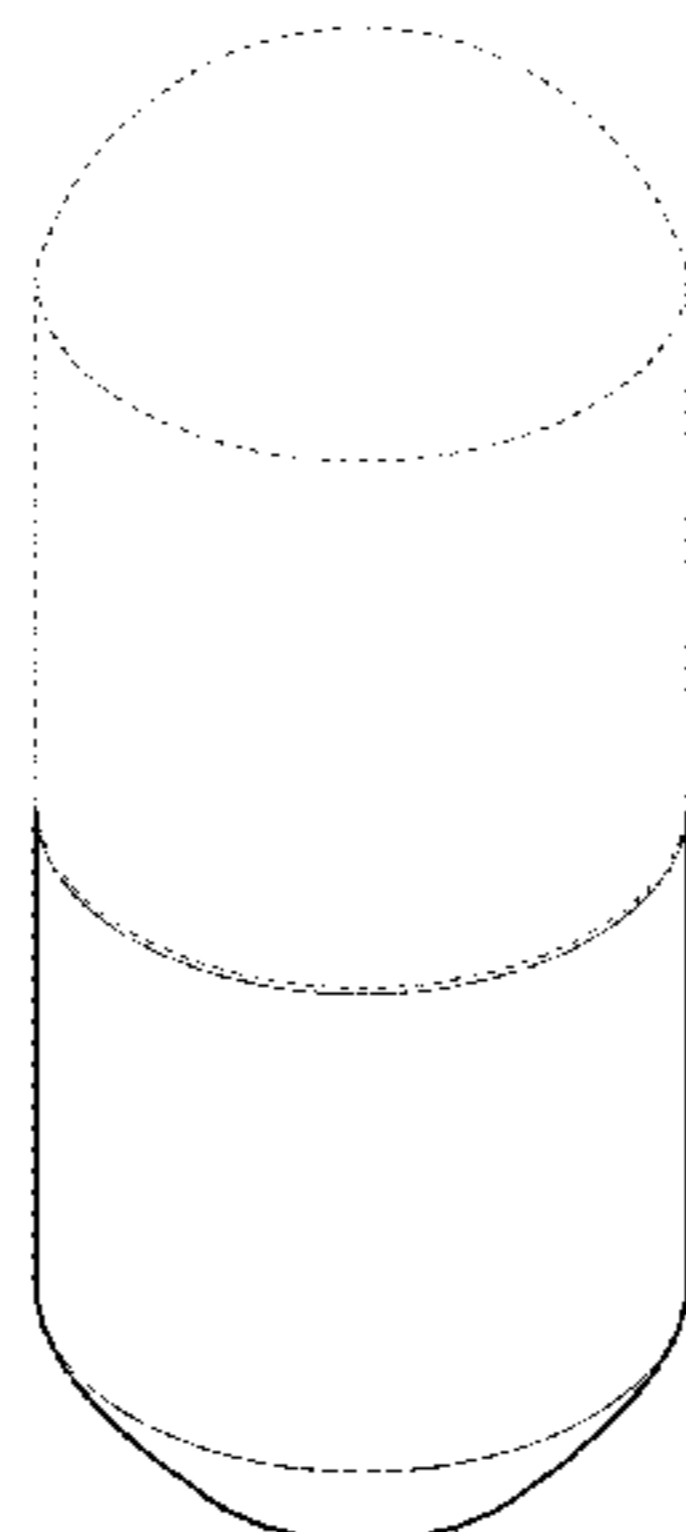
FIG. 1 is a perspective view of a bottle showing our new design;  
 FIG. 2 is a left side view thereof, a right side, front, and rear view being mirror images;  
 FIG. 3 is a top view thereof;  
 FIG. 4 is a bottom view thereof;  
 FIG. 5 is an exploded view thereof;  
 FIG. 6 is another perspective view of the bottle;  
 FIG. 7 is an exploded view thereof;  
 FIG. 8 is a perspective view of the screen thereof, shown separated for ease of illustration;  
 FIG. 9 is a left side view thereof, a right side, front, and rear view being mirror images;  
 FIG. 10 is a top view thereof, a bottom view being a mirror image;  
 FIG. 11 is a perspective view of another screen thereof, shown separated for ease of illustration;  
 FIG. 12 is a left side view thereof, a right side, front, and rear view being mirror images; and,  
 FIG. 13 is a top view thereof, a bottom view being a mirror image.  
 The broken lines show portions of the design that form no part of the claimed design.

**1 Claim, 6 Drawing Sheets**

(56) **References Cited**

U.S. PATENT DOCUMENTS

- 5,137,206 A \* 8/1992 Hale ..... B65D 3/22 229/117.35
- D410,548 S \* 6/1999 Chomik ..... D24/197
- D784,767 S \* 4/2017 Sawyer ..... D7/510
- D820,677 S \* 6/2018 D'Anglade ..... D9/435



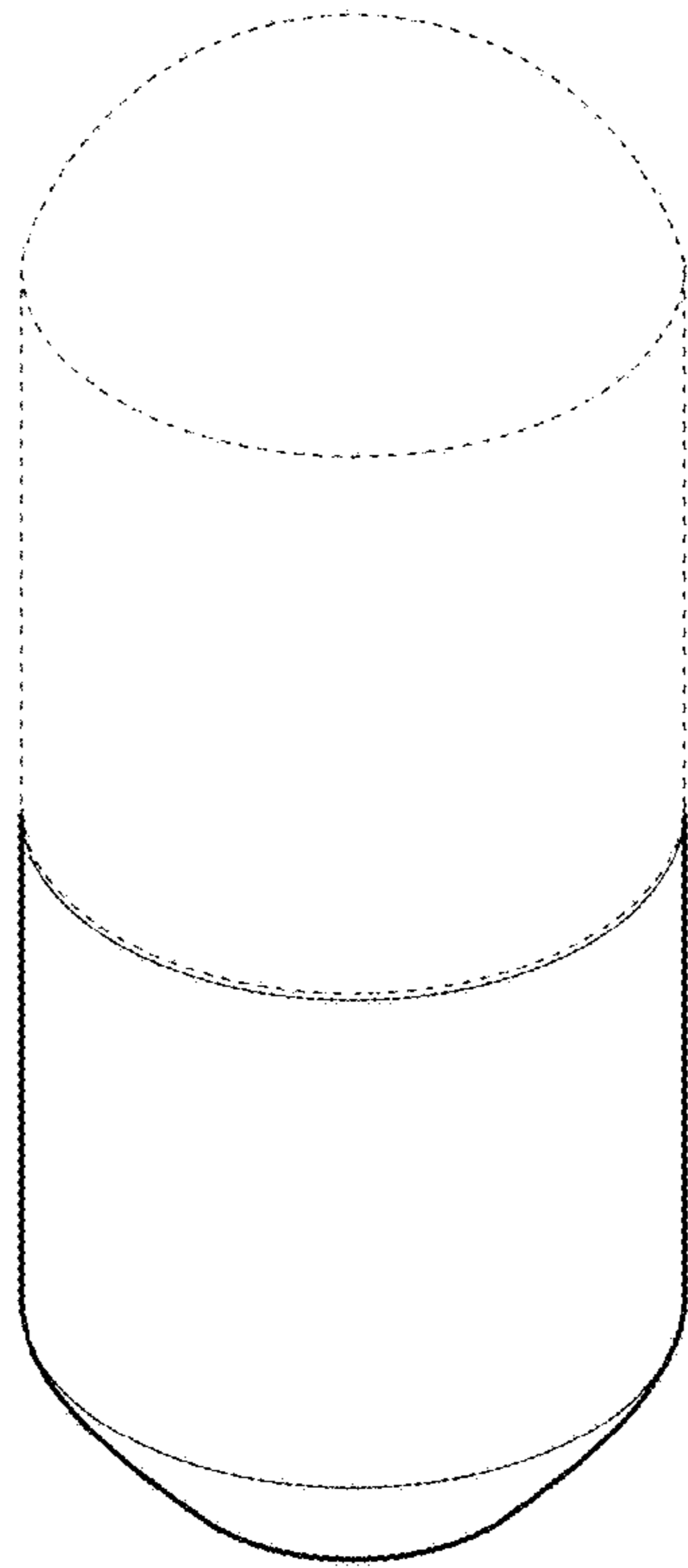


FIG. 1




FIG. 2

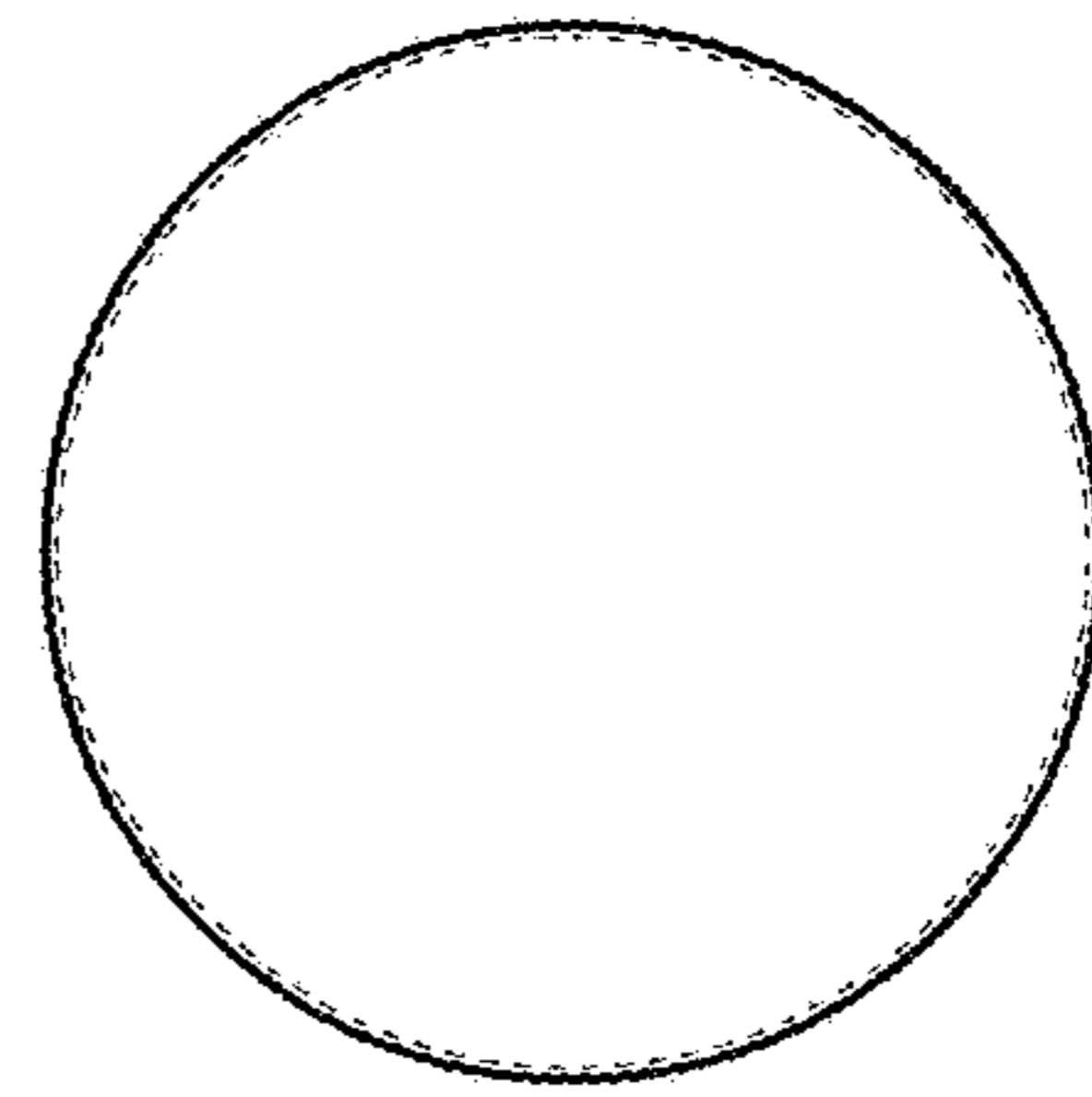


FIG. 3

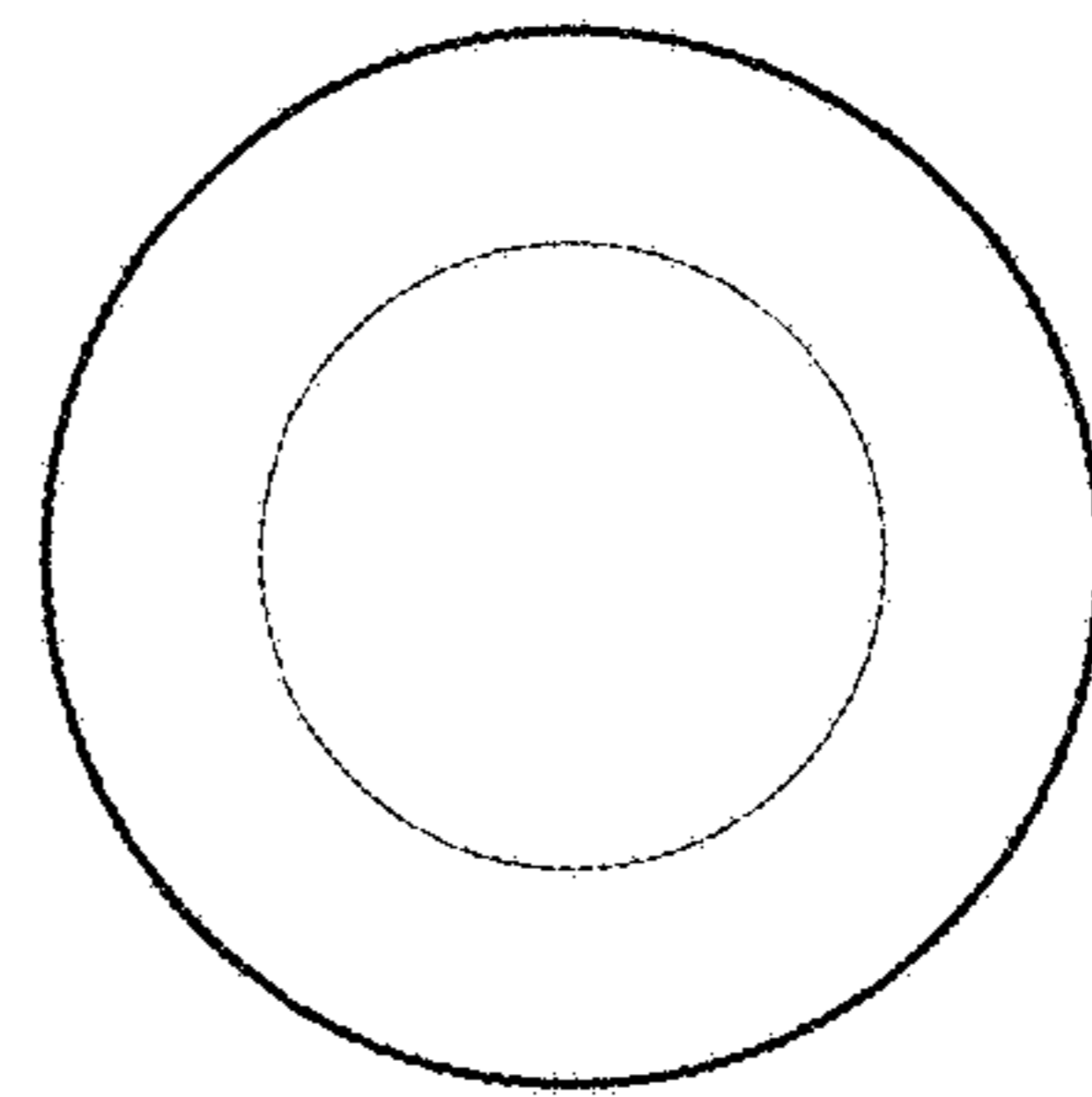


FIG. 4

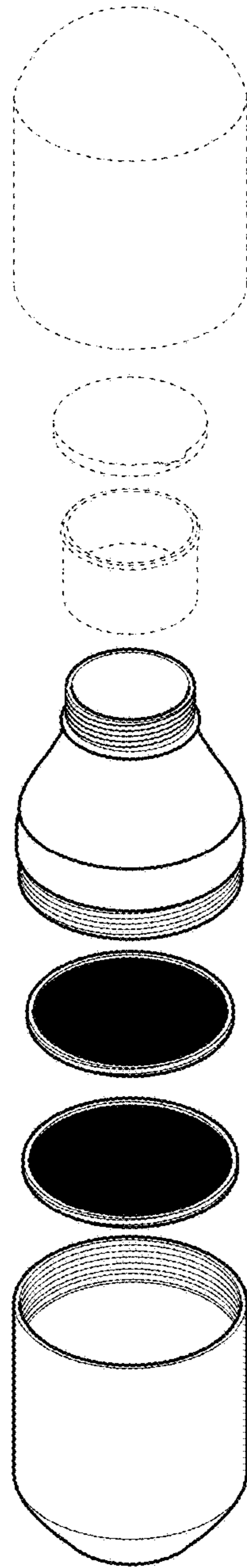


FIG. 5

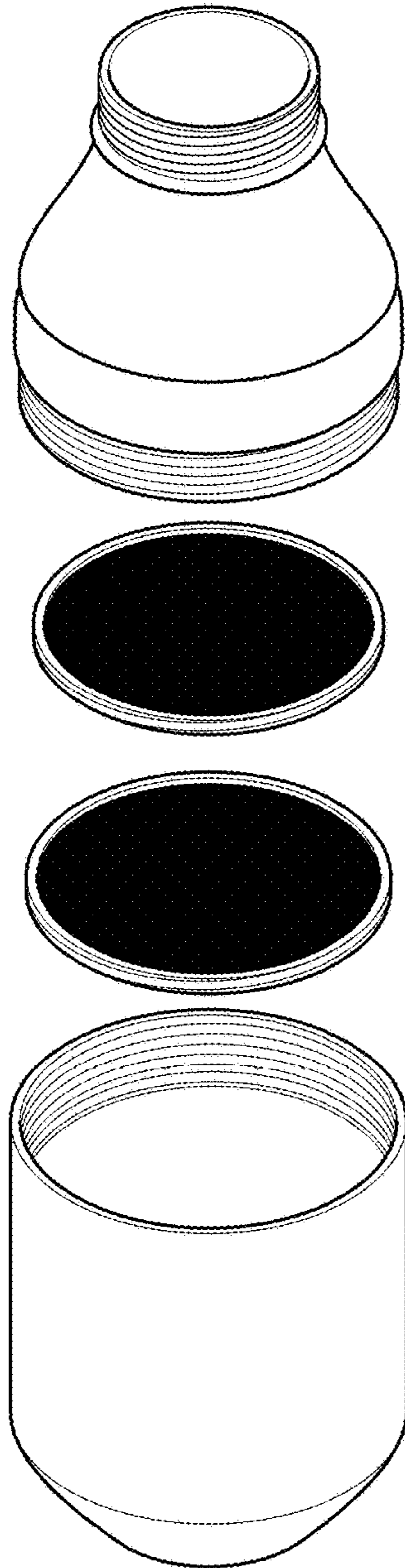


FIG. 7

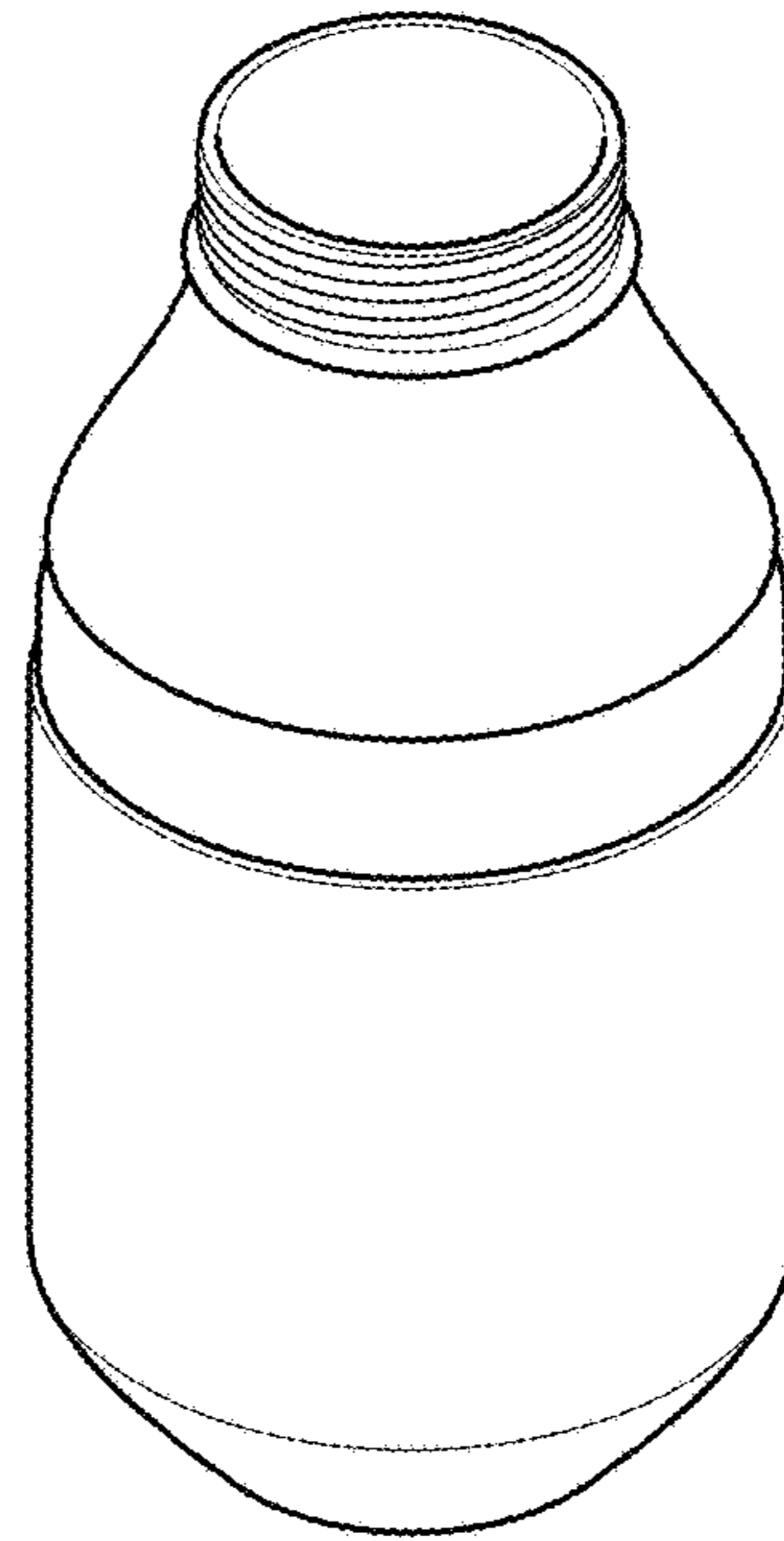


FIG. 6

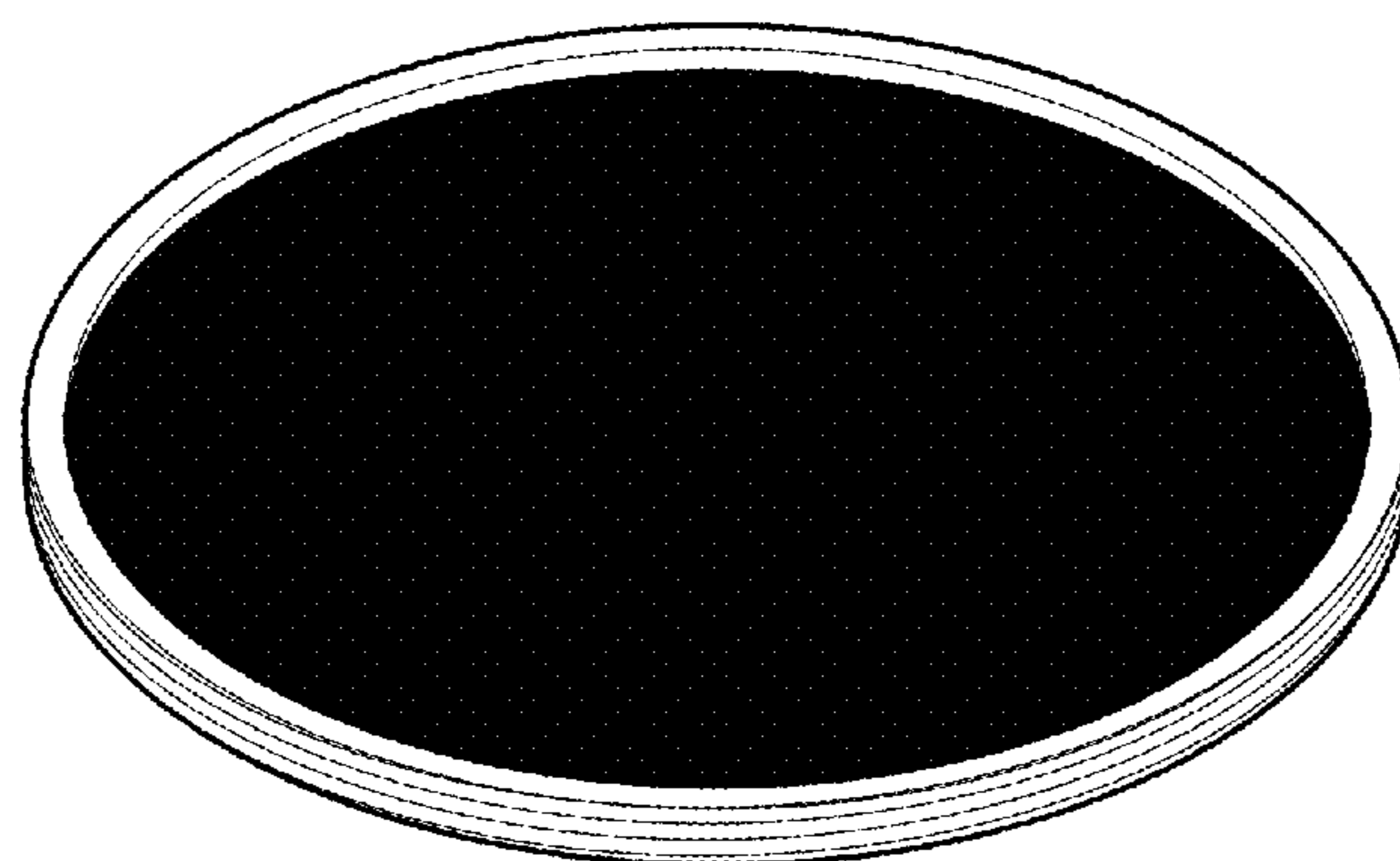


FIG. 8




FIG. 9




FIG. 10






FIG. 11




FIG. 12




FIG. 13