



US00D841363S

(12) **United States Design Patent** (10) **Patent No.:** **US D841,363 S**
Sackey (45) **Date of Patent:** **** Feb. 26, 2019**

(54) **PILLOW**

(71) Applicant: **Sharon Sackey**, Buckingham (GB)

(72) Inventor: **Sharon Sackey**, Buckingham (GB)

(**) Term: **15 Years**

(21) Appl. No.: **29/597,839**

(22) Filed: **Mar. 21, 2017**

(30) **Foreign Application Priority Data**

Dec. 19, 2016 (EM) 003527001-0001
Dec. 19, 2016 (EM) 003527001-0002

(51) **LOC (11) Cl.** **06-09**

(52) **U.S. Cl.**
USPC **D6/601**

(58) **Field of Classification Search**
USPC D6/333, 349, 355, 375, 388, 512, 563,
D6/564, 595, 596, 601, 604, 611, 707,
D6/715, 716, 716.1; D24/183-185, 234;
D21/803, 804, 805, 809; 5/401, 420,
5/600, 630, 631, 632, 633, 635, 636, 638,
5/639, 646, 652, 652.1, 655, 703, 730;
297/1, 2, 4, 93, 180.11, 195.1, 195.11,
297/195.13, 393, 397, 452.12, 452.14,
297/452.15, 452.21, 452.24, 452.26,
297/452.48, 452.62, 482
CPC A47G 9/10; A47G 9/1009; A47G 9/1027;
A47G 9/1045; A47G 9/1063; A47G
9/1072; A47G 9/1081
See application file for complete search history.

(56) **References Cited**

U.S. PATENT DOCUMENTS

3,604,749 A * 9/1971 Parmett A47C 3/04
297/239
3,704,847 A * 12/1972 Schmitt A47C 9/025
248/127

D228,095 S * 8/1973 Schmitt D6/335
D327,198 S * 6/1992 Erker, Jr. 5/639
D357,722 S * 4/1995 Fireman D21/804
5,432,967 A * 7/1995 Raftery A47C 16/005
5/633
5,447,459 A * 9/1995 Hammond B63B 35/79
114/66
D457,589 S * 5/2002 Friar D21/803
(Continued)

OTHER PUBLICATIONS

Belloost Video, 'Belloost', posted May 18, 2016, [online], [facebook site visited May 25, 2018]. Video Available from Internet, <URL: <https://www.facebook.com/BelloostTM/videos/1616370505350212/>> (Year: 2016).*

Primary Examiner — Michelle E. Wilson
Assistant Examiner — Sanjeev Paul
(74) *Attorney, Agent, or Firm* — Marshall, Gerstein & Borun LLP

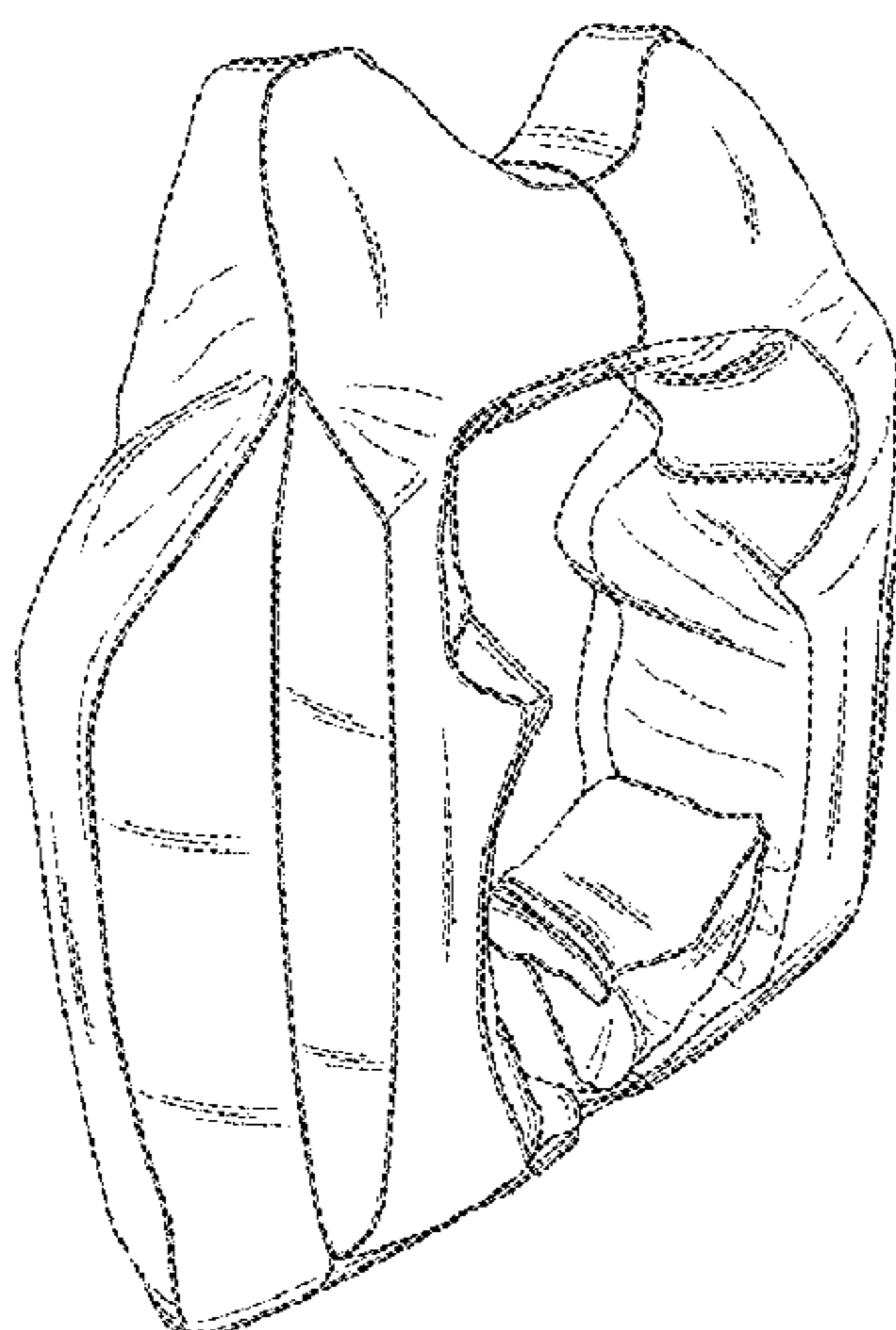
(57) **CLAIM**

The ornamental design for a pillow, as shown and described.

DESCRIPTION

FIG. 1 is a top, left-side, and front perspective view of a pillow, showing the new design.
FIG. 2 is a front view of the pillow.
FIG. 3 is a right-side view of the pillow. The left-side view is a mirror image.
FIG. 4 is a back view of the pillow.
FIG. 5 is a front and left side view of the insert that is seen in the opening of the pillow in FIGS. 1-4.
FIG. 6 is a front view of the pillow, with the insert removed; and,
FIG. 7 is a rear view of the pillow, with the insert removed. The broken lines in FIGS. 4 and 7 depict a part of the pillow that forms no part of the claimed design.

1 Claim, 5 Drawing Sheets



(56)

References Cited

U.S. PATENT DOCUMENTS

D501,112	S	*	1/2005	Kasatshko	D21/809
D555,917	S	*	11/2007	Erli	D6/333
7,788,751	B1	*	9/2010	Diemer	A47C 16/00 297/391
D642,412	S	*	8/2011	Cuba	D6/601
D644,056	S	*	8/2011	Shuler	D6/601
D651,840	S	*	1/2012	Davis, III	A47C 20/048 D6/601
D686,026	S	*	7/2013	Wagner	D6/601
D715,580	S	*	10/2014	Ganjavian	D6/601
D715,581	S	*	10/2014	Kawamura	D6/601
D718,074	S	*	11/2014	Savolainen	D6/601
D728,270	S	*	5/2015	Hauer	D6/601
D756,687	S	*	5/2016	Durkin	D6/601
D793,769	S	*	8/2017	Nacey	D6/601
D808,686	S	*	1/2018	May	D6/601
D813,399	S	*	3/2018	Barber	D24/184
D816,791	S	*	5/2018	Hsu	D21/805
2015/0335180	A1	*	11/2015	Wagner	A47G 9/1063 5/638

* cited by examiner



Fig. 1

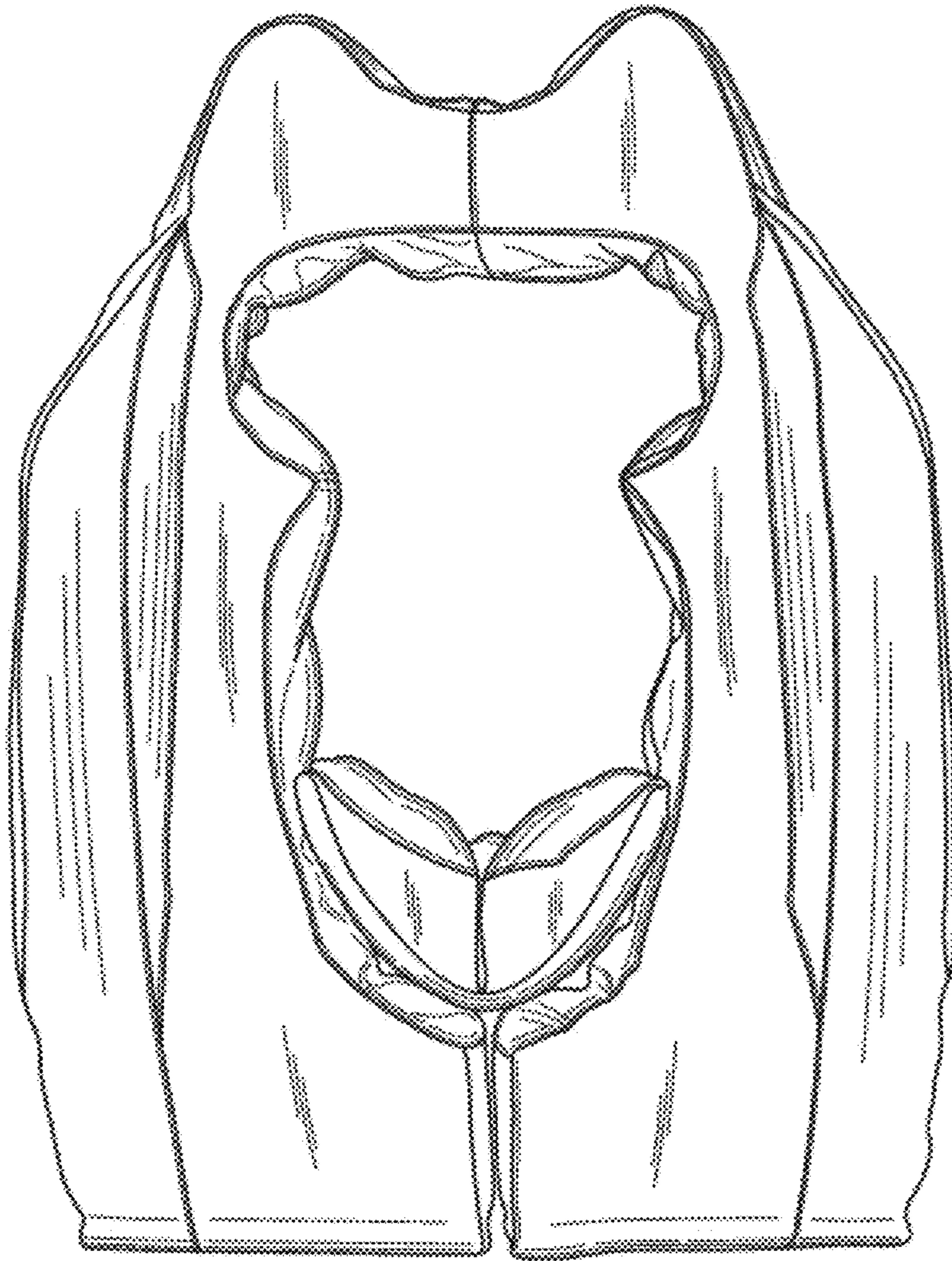


Fig. 2




Fig. 3

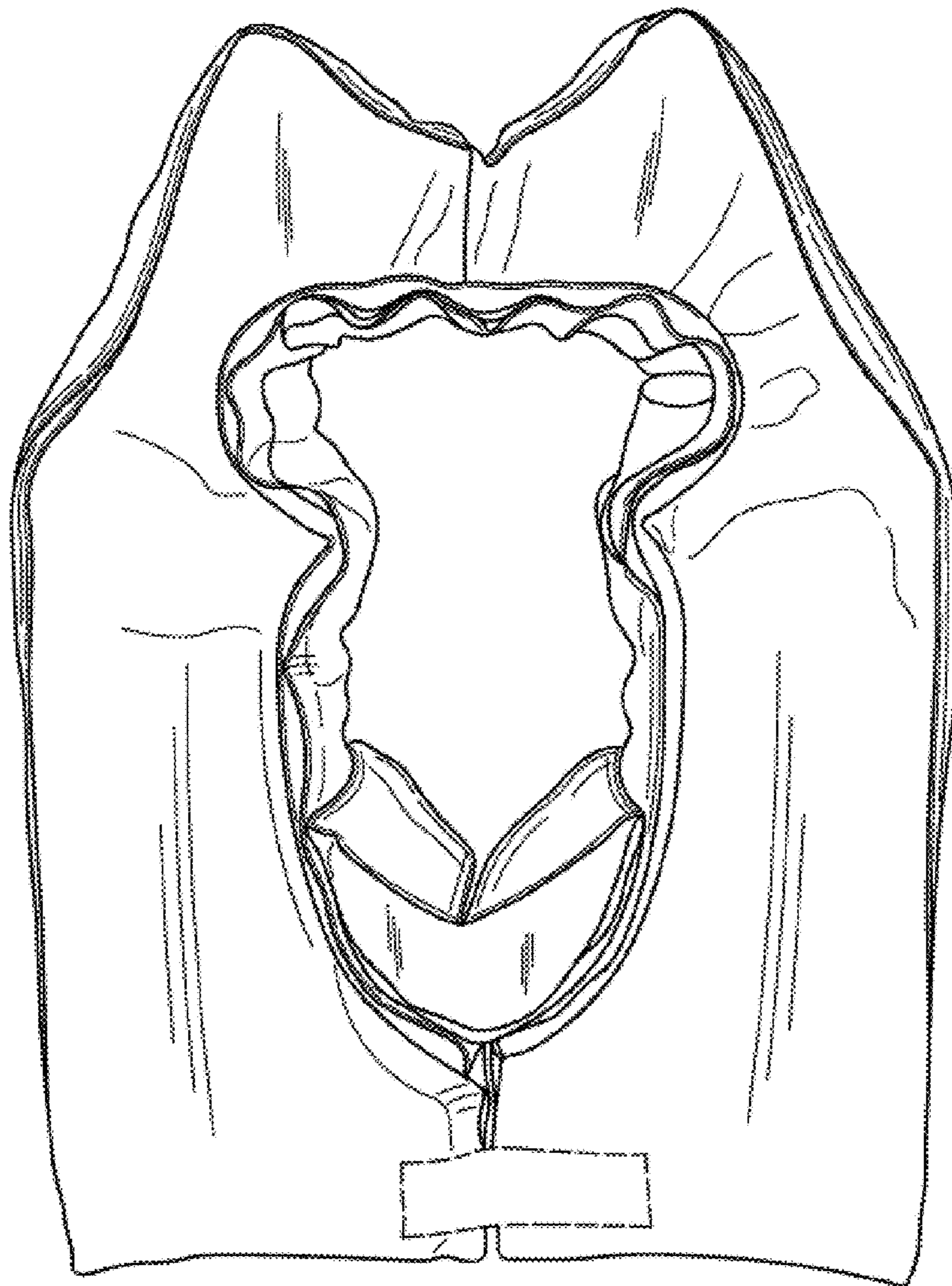


Fig. 4

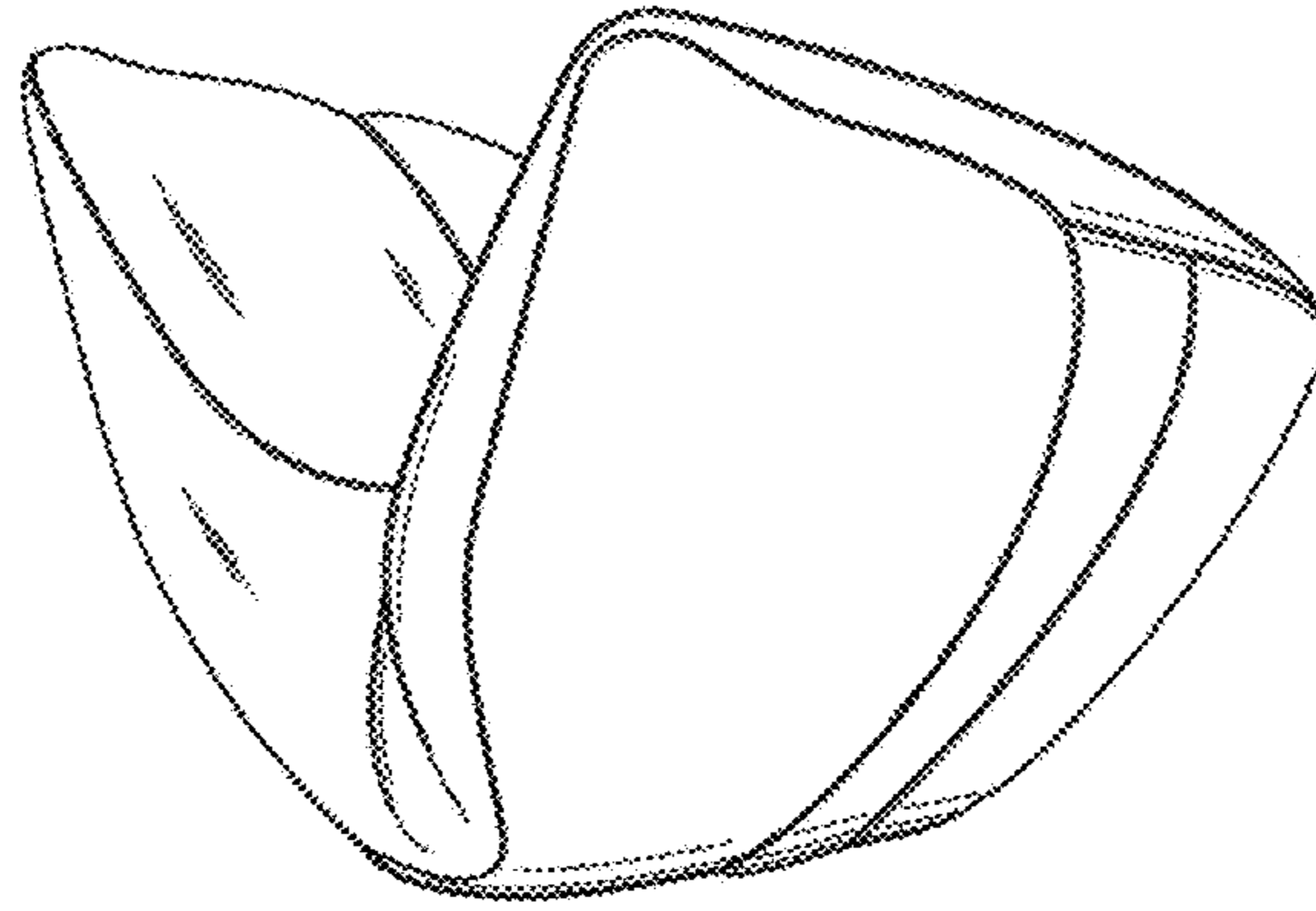


Fig. 5



Fig. 6

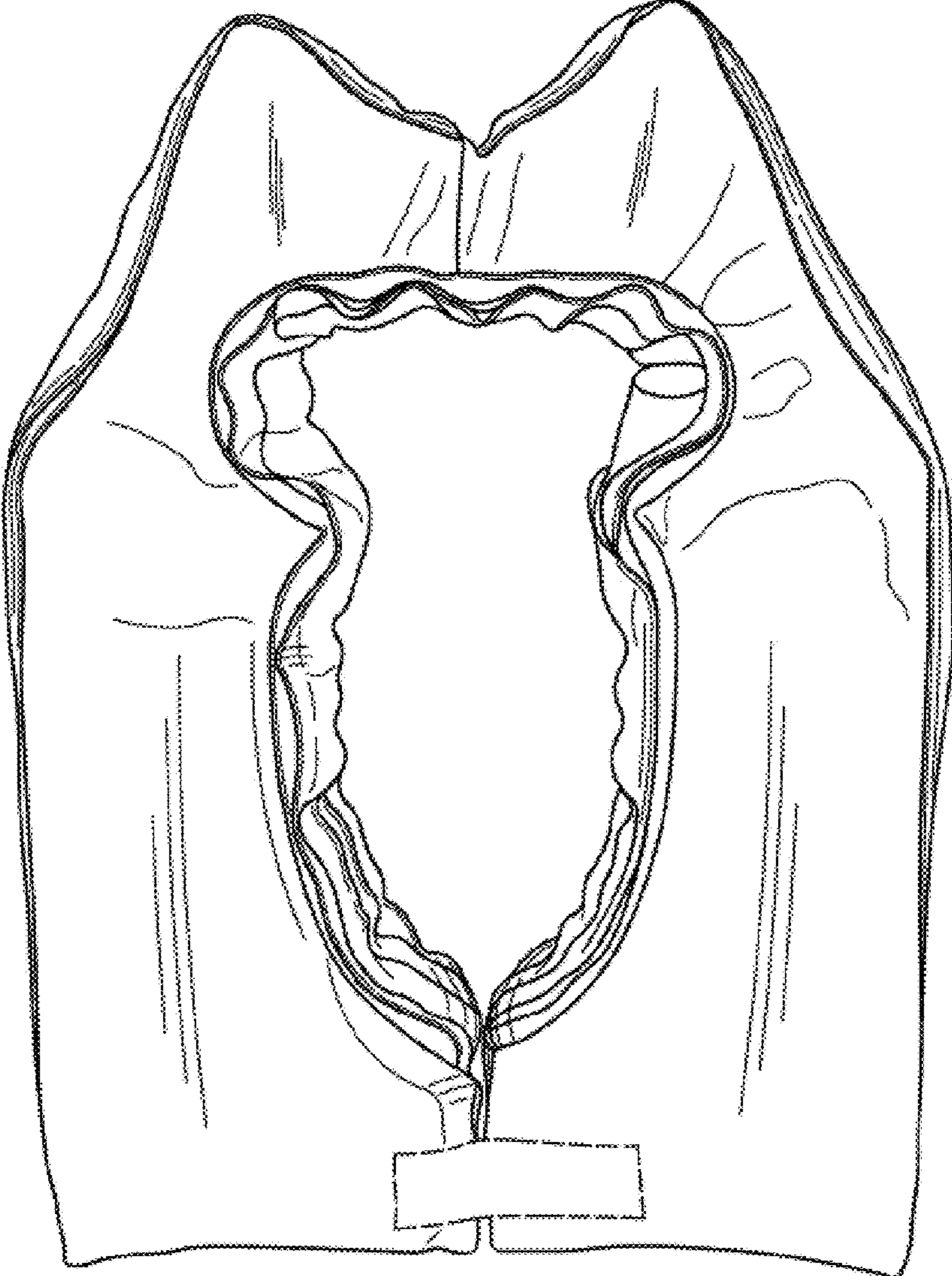


Fig. 7